

NO MORE
RHEUMATISM
OR GOUT
ACUTE OR CHRONIC
SALICYLICA
SURE CURE.

Manufactured only under the above Trade-Mark

BY THE

EUROPEAN SALICYLIC MEDICINE CO.

Library of the Theological Seminary,
PRINCETON, N. J.

Division.....E661.....

Section.....A51.....

Shelf.....

Number.....1880.....

Sold by all Druggists.

ADDRESS,

WASHBURNE & COMPANY,

Only Importers' Depot,

KNOX BUILDING, 212 Broadway, cor. Fulton St., NEW YORK.

FOR SALE BY

J. P. MILBURN & CO.,

No. 1429 Pennsylvania Avenue, Washington, D. C.,

AND DRUGGISTS EVERYWHERE.

THE AMERICAN ALMANAC AND TREASURY OF FACTS.

Among the many topics which the solid tables of statistics in this volume illustrate are the following :

- Population of the Globe and of the United States in detail.
- Public debts, revenue and expenditure, imports and exports of all Nations.
- Heads of the principal Nations of the world in 1880.
- The railroads and telegraphs of all countries, with those of the United States and their progress, dividends, bonded debts, etc., in detail.
- Occupations of the people in the United States.
- Complete tables of the production of gold and silver, by far the fullest that have been gathered, and embracing the estimates of various publicists in one view.
- A complete view of the excise and tariff laws, with duties on all important articles.
- Agricultural statistics of the United States from 1870 to 1879.
- The business of the Patent Office of the United States from the beginning, with fees for patents.
- Regulations for copyright under United States laws.
- The statistics of the Post-office system and its revenue and expenditure from 1790 to 1879, with rates of postage, foreign and domestic.
- Statistics of churches in the United States and the religions of the world.
- Dividends of manufacturing companies during the last few years.
- Table of the United States public lands open to settlement, and regulations for sale, and for free settlement under the Homestead law.
- Valuation of property in every State and Territory in 1870 and in 1879.
- Public debts of States and cities in 1870 and 1879.
- Receipts and expenditures of the United States under each head from 1789 to 1879.
- Comparative table of newspapers and periodicals in the United States in 1850, 1860, 1870, and 1879.
- Prices of twenty-five leading articles of consumption for fifty-four years, 1825-1878.
- Prices of British consols from 1789 to 1878.
- The discount rates of the Bank of England from its foundation to 1879.
- Prices of gold, railway stocks, and United States bonds in the New York market for the past twenty years, 1860-1879.
- Statistics of education, showing number of pupils, amount expended for public schools, teachers' salaries, and number and cost of universities and colleges.
- Tables of illiteracy by States and Territories comparatively.
- Comparative population of American cities in 1870 and 1875.
- Population of States which have taken their own census since the ninth census of the United States in 1870.
- Pensions paid by the United States Government, with list of pension agents.
- Annual immigration into the United States, with the Chinese immigration distinguished.
- Interest laws of every State and Territory, with penalties for usury.
- The army of the United States, with a pay table.
- The United States navy and its pay.
- A complete table of the gold and silver coinage of the United States.
- Table of manufactures in the United States.
- The date of each forthcoming State election.
- The time of meeting for every State Legislature.
- The Governors of all the States and Territories, with their salaries and politics.
- Several pages exhibiting the climates of the United States in their farthest range of temperature, from Alaska to Florida.
- Tables of rain-fall in America, and in other countries.
- The reduction of the public debt of the United States and the interest thereon.
- Full statistics of National banks, savings banks, and other fiscal institutions, with the amount of their deposits, loans, discounts and circulation.
- A table of vital statistics, showing the expectation of life at every age from one year to 104 years.
- An official directory of the United States Government, showing the complete list of succession in every important office.
- Tables of all the principal present officers of the United States—customs, revenue, executive, judicial, etc.—foreign ministers and consuls, with salaries attached.
- A full list of both houses of Congress, with their committees and the political complexion of each house.
- Complete tables in detail of every Presidential election in all the States ; the fullest published.
- The latest State elections, with the vote in each State by counties in detail.
- And many other tables too numerous to be mentioned in this succinct summary.



Digitized by the Internet Archive
in 2018 with funding from
Princeton Theological Seminary Library

AMERICAN ALMANAC

AND

Treasury of Facts,

STATISTICAL, FINANCIAL, AND POLITICAL

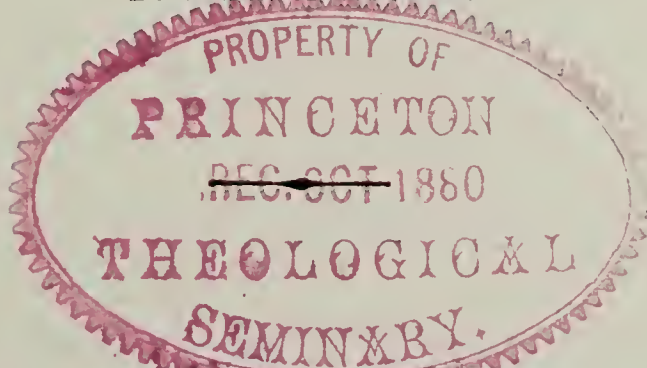
FOR THE YEAR

1880.

EDITED BY

AINSWORTH R. SPOFFORD,

LIBRARIAN OF CONGRESS.



NEW YORK AND WASHINGTON.

THE AMERICAN NEWS COMPANY.

—
1880.

COPYRIGHT, 1879, BY THE AMERICAN NEWS COMPANY.

THIRD ANNUAL PUBLICATION.

THE AMERICAN ALMANAC AND TREASURY OF FACTS

Is published in two editions :

1. Popular Edition, handsome paper cover. Price, 25 cents.
2. Library Edition, with 100 additional pages ; elegantly bound in full scarlet cloth. Price, \$1.50.

Copies of the former issues, 1878 and 1879, may be had, bound, at \$1.50 each

PRESS OF
S. W. GREEN'S SON,
74 Beekman St.,
NEW YORK.

FIXED AND MOVABLE FESTIVALS.

Epiphany,	Jan. 6	Rogation Sunday,	May 2
Septuagesima Sunday,	Jan. 25	Holy Thursday (Ascension-day),	May 6
Sexagesima Sunday,	Feb. 1	Whit Sunday (Pentecost),	May 16
Quinquagesima (Shrove) Sunday,	Feb. 8	Trinity Sunday,	May 23
Ash Wednesday,	Feb. 11	Corpus Christi,	May 27
First Sunday in Lent,	Feb. 15	Decoration Day (Soldiers' Graves),	May 30
Quadragesima Sunday,	Feb. 15	Independence Day,	July 4
Washington's Birthday,	Feb. 22	Michaelmas Day,	Sept. 29
St. Patrick's Day,	March 17	Halloween,	Oct. 31
Mid-Lent Sunday,	March 7	All Saints Day (Hallowmas),	Nov. 1
Palm Sunday,	March 21	Thanksgiving Day,	Nov. 25
Good Friday,	March 26	First Sunday in Advent,	Nov. 28
Easter Sunday,	March 28	St. Andrew's Day,	Nov. 30
Low Sunday,	April 4	Christmas Day,	Dec. 25

CHRONOLOGICAL CYCLES, ETC.

Dominical Letters,	D, C	Roman Indiction,	8
Solar Cycle,	13	Julian Period,	6593
Lunar Cycle, or Golden Number,	19	Jewish Era,	5340-41
Epact,	18	Mohammedan Era,	1297-98

The Solar Cycle embraces a period of 28 years.

The Roman Indiction is a cycle of 15 years.

The Lunar Cycle is 235 synodical revolutions of the moon — 19 years.

The Epact denotes the age of the moon on the first day of January.

ECLIPSES FOR 1880.

In the year 1880 there will be six eclipses, four of the sun, and two of the moon :

1. A total eclipse of the sun, January 11. Invisible at Washington and in the United States east of the Mississippi. Visible to the western quarter of North America, and total in parts of California, Nevada, and Utah. At Denver and Santa Fé begins at 4h. 1m. P.M.

2. A total eclipse of the moon, on the morning of June 22. Visible to western edge of North America.

3. An annular eclipse of the sun, July 7. Invisible in the United States.

4. Partial eclipse of the sun, December 1. Invisible in the United States.

5. A total eclipse of the moon, on the morning of December 16. Invisible in the eastern parts of the United States. In the region west of the Mississippi the moon will set in shadow about sunrise.

6. A partial eclipse of the sun, December 31. Partly visible at Washington and to the eastern portion of North America as far west as Illinois and Mississippi. Eclipse begins on the earth December 31, 6h. 53m. A.M., Washington mean time, in longitude 5° 22' east from Washington, and in latitude 35° 30' north. The sun will rise partially eclipsed, and the eclipse will end at the following places at the hours given, about five digits on the northern part of the sun being eclipsed: Boston, 9h. 9m. A.M.; New York, 8h. 50m.; Philadelphia, 8h. 41m.; Washington, 8h. 29m.; Charleston, 7h. 58m. Magnitude of greatest eclipse = 0.715 (sun's diameter = 1).

On March 17th, an occultation of Mars by the moon will occur, visible in the Eastern and Middle States, the immersion beginning at Washington at 6.22 P.M. and the emersion following at 7.38 P.M.

MORNING STARS.

VENUS from Jan. 1. to July 13.
MARS, Oct. 25 to Dec. 31.
JUPITER from March 15 to Oct. 7.
SATURN from April 8 to Oct. 18.
MERCURY, Jan. 1 to Feb. 14; March 23 to June 1; Aug. 5 to Sept. 17; Nov. 23 to Dec. 31.

EVENING STARS.

VENUS from July 13 to Dec. 31.
MARS from Jan. 1 to Oct. 25.
JUPITER, Jan. 1 to March 15; Oct. 7 to Dec. 31.
SATURN from Jan. 1 to April 8; Oct. 18 to Dec. 31.
MERCURY, Feb. 14 to March 28; June 1 to Aug. 5; Sept. 17 to Nov. 23.

PERPETUAL ALMANAC.

A Calendar for ascertaining any Day of the Week in any given Time during the Nineteenth Century.

YEARS 1801 TO 1900.											31 Jan.	28 Feb.	31 Mar.	30 Apr.	31 May.	30 June.	31 July.	31 Aug.	30 Sept.	31 Oct.	30 Nov.	31 Dec.
1801	1807	1818	1829	1835	1846	1857	1863	1874	1885	1891	4	7	7	3	5	1	3	6	2	4	7	2
1802	1813	1819	1830	1841	1847	1858	1869	1875	1886	1897	5	1	1	4	6	2	4	7	3	5	1	3
1803	1814	1825	1831	1842	1853	1859	1870	1881	1887	1898	6	2	2	5	7	3	5	1	4	6	2	4
1805	1811	1822	1833	1839	1850	1861	1867	1878	1889	1895	2	5	5	1	3	6	1	4	7	2	5	7
1806	1817	1823	1834	1845	1851	1862	1873	1879	1890	...	3	6	6	2	4	7	2	5	1	3	6	1
1809	1815	1826	1837	1843	1854	1865	1871	1882	1893	1899	7	3	3	6	1	4	6	2	5	7	3	5
1810	1821	1827	1838	1849	1855	1866	1877	1883	1894	1900	1	4	4	7	2	5	7	3	6	1	4	6

To ascertain any day of the week, first look in the table of years for the year required, and under the months are figures which refer to the corresponding figures, at the head of the columns of days below. Thus: to know what day of the week July 4 fell in the year 1876, in the table of leap years, look for 1876, and in a parallel line, under July, is figure 6, which directs to column 6, in which it will be seen that July 4 fell on Tuesday. To find on what day of the month any given weekday falls, take the same course: Thus, the Tuesday after 1st Monday in November (election day) 1878, is shown in column 5, to which we are guided by the figure 5 in November, opposite 1878, to be the 5th day of the month.

LEAP YEARS.				..	29
1804	1832	1860	1888	7	3	4	7	2	5	7	3	6	1	4	6
1808	1836	1864	1892	5	1	2	5	7	3	5	1	4	6	2	4
1812	1840	1868	1896	3	6	7	3	5	1	3	6	2	4	7	2
1816	1844	1872	...	1	4	5	1	3	6	1	4	7	2	5	7
1820	1848	1876	...	6	2	3	6	1	4	6	2	5	7	3	5
1824	1852	1880	...	4	7	1	4	6	2	4	7	3	5	1	3
1828	1856	1884	...	2	5	6	2	4	7	2	5	1	3	6	1

1	2	3	4	5	6	7							
Monday	1	Tuesday	1	Wednesday	1	Thursday	1	Friday	1	Saturday	1	Sunday	1
Tuesday	2	Wednesday	2	Thursday	2	Friday	2	Saturday	2	Sunday	2	Monday	2
Wednesday	3	Thursday	3	Friday	3	Saturday	3	Sunday	3	Monday	3	Tuesday	3
Thursday	4	Friday	4	Saturday	4	Sunday	4	Monday	4	Tuesday	4	Wednesday	4
Friday	5	Saturday	5	Sunday	5	Monday	5	Tuesday	5	Wednesday	5	Thursday	5
Saturday	6	Sunday	6	Monday	6	Tuesday	6	Wednesday	6	Thursday	6	Friday	6
Sunday	7	Monday	7	Tuesday	7	Wednesday	7	Thursday	7	Friday	7	Saturday	7
Monday	8	Tuesday	8	Wednesday	8	Thursday	8	Friday	8	Saturday	8	Sunday	8
Tuesday	9	Wednesday	9	Thursday	9	Friday	9	Saturday	9	Sunday	9	Monday	9
Wednesday	10	Thursday	10	Friday	10	Saturday	10	Sunday	10	Monday	10	Tuesday	10
Thursday	11	Friday	11	Saturday	11	Sunday	11	Monday	11	Tuesday	11	Wednesday	11
Friday	12	Saturday	12	Sunday	12	Monday	12	Tuesday	12	Wednesday	12	Thursday	12
Saturday	13	Sunday	13	Monday	13	Tuesday	13	Wednesday	13	Thursday	13	Friday	13
Sunday	14	Monday	14	Tuesday	14	Wednesday	14	Thursday	14	Friday	14	Saturday	14
Monday	15	Tuesday	15	Wednesday	15	Thursday	15	Friday	15	Saturday	15	Sunday	15
Tuesday	16	Wednesday	16	Thursday	16	Friday	16	Saturday	16	Sunday	16	Monday	16
Wednesday	17	Thursday	17	Friday	17	Saturday	17	Sunday	17	Monday	17	Tuesday	17
Thursday	18	Friday	18	Saturday	18	Sunday	18	Monday	18	Tuesday	18	Wednesday	18
Friday	19	Saturday	19	Sunday	19	Monday	19	Tuesday	19	Wednesday	19	Thursday	19
Saturday	20	Sunday	20	Monday	20	Tuesday	20	Wednesday	20	Thursday	20	Friday	20
Sunday	21	Monday	21	Tuesday	21	Wednesday	21	Thursday	21	Friday	21	Saturday	21
Monday	22	Tuesday	22	Wednesday	22	Thursday	22	Friday	22	Saturday	22	Sunday	22
Tuesday	23	Wednesday	23	Thursday	23	Friday	23	Saturday	23	Sunday	23	Monday	23
Wednesday	24	Thursday	24	Friday	24	Saturday	24	Sunday	24	Monday	24	Tuesday	24
Thursday	25	Friday	25	Saturday	25	Sunday	25	Monday	25	Tuesday	25	Wednesday	25
Friday	26	Saturday	26	Sunday	26	Monday	26	Tuesday	26	Wednesday	26	Thursday	26
Saturday	27	Sunday	27	Monday	27	Tuesday	27	Wednesday	27	Thursday	27	Friday	27
Sunday	28	Monday	28	Tuesday	28	Wednesday	28	Thursday	28	Friday	28	Saturday	28
Monday	29	Tuesday	29	Wednesday	29	Thursday	29	Friday	29	Saturday	29	Sunday	29
Tuesday	30	Wednesday	30	Thursday	30	Friday	30	Saturday	30	Sunday	30	Monday	30
Wednesday	31	Thursday	31	Friday	31	Saturday	31	Sunday	31	Monday	31	Tuesday	31

THE TIME OF HIGH WATER

at the places following may be found approximately for each day by adding to or subtracting from the time of high water at New York the hours and minutes annexed.

[Corrected at the office of the United States Coast and Geodetical Survey.]

	H.	M.		H.	M.
Albany, N. Y.....	add	9 39	New London, Conn.....	add	1 16
Annapolis, Md.....	add	8 57	Newport, R. I.....	sub.	22
Atlantic City, N. J.....	sub.	18	Norfolk, Va.....	add	56
Baltimore, Md.....	add	10 52	Norwich, Conn.....	add	2 5
Bar Harbor, Me.....	add	2 50	Old Point Comfort, Va...add		37
Beaufort, S. C.....	sub.	9	Philadelphia, Pa.....	add	5 37
Block Island, R. I.....	sub.	53	Plymouth, Mass.....	add	3 12
Boston, Mass.....	add	3 22	Point Lookout, Md.....	add	4 49
Bridgeport, Conn.....	add	3 4	Portland, Me.....	add	3 10
Bristol, R. I.....	sub.	2	Portsmouth, N. H.....	add	3 16
Cape May, N. J.....	add	12	Poughkeepsie, N. Y.....	add	4 27
Charleston, S. C.....	sub.	43	Providence, R. I.....	add	7
Eastport, Me.....	add	3 1	Richmond, Va.....	add	8 47
Fernandina, Fla.....	sub.	19	Rockaway Inlet, N. Y...sub.		28
Gloucester, Mass.....	add	2 57	Rockland, Me.....	add	2 55
Isles of Shoals.....	add	3 11	Rockport, Mass.....	add	2 50
Jacksonville, Fla.....	add	36	Salem, Mass.....	add	3 05
Key West, Fla.....	add	1 23	Sandy Hook, N. J.....	sub.	36
League Island, Pa.....	add	5 12	Savannah, Ga.....	sub.	49
Marblehead, Mass.....	add	3 4	Smithville, N. C.....	sub.	51
Nahant, Mass.....	add	3 2	Vineyard Haven, Mass...add		3 35
Nantucket, Mass.....	add	4 31	Washington, D. C.....	add	11 54
New Bedford, Mass.....	add	10	Watch Hill, R. I.....	add	53
Newburyport, Mass.....	add	3 29	West Point, N. Y.....	add	2 55
New Haven, Conn.....	add	3 1	Wilmington, N. C.....	add	59

EXAMPLE.—To ascertain at what hour it will be high tide at Baltimore on the 1st of August, find the time of high water at New York under August 1st, which is 4.24 A.M., then add 10 hours 52 minutes, as found in the table of Tide Constants under Baltimore, and we have 3.16 P.M. as the hour of high water at Baltimore August 1st, 1880.

NOTE.—The hours of high water in the calendar pages are the morning hours—from midnight to noon—throughout the year, as computed for the U. S. Coast Survey. To find the time of next high water, or the afternoon tide—from noon to midnight—add 12 h. 25 m. in each day. The result will be the proximate hour of evening tide. For low water, add 6 h. 12 m., approximately, to the time of high water.

Explanation of the Calendar.

THE two natural divisions of time are the day, of 24 hours, representing one revolution of the earth on its axis, and the year, 365 days, approximately representing one revolution of the earth around the sun. The month represents (nearly) the period of the moon's revolution round the earth (about 29½ days), while the week is approximately one-fourth of this.

By the Julian Calendar, established by Julius Cæsar, 46 B.C., the months were reconstructed; the Roman year, which began March 1, and had but ten months, being changed to Jan. 1, and two months added. Thirty-one days were given to the 1st, 3d, 5th, 7th, 8th, 10th, and 12th months, and 30 days each to the rest, except February, which on every fourth year received an intercalary day, made by the *sexto Calendas Martius*, whence "leap year" came to be called *Bis-sextile*. As the Julian year had 365¼ days, its length exceeded the true solar year by 11m. 14 sec., so that the equinox in the course of centuries fell back several days. To correct this error, Pope Gregory XIII. in 1582 reformed the calendar by suppressing ten days, restoring the equinox to March 21. The Gregorian Calendar also made every year which is divisible by four without a remainder a leap year, except the centesimal years, which are only leap years when the first two figures are divisible by four: thus 1600 was a leap year, 1700, 1800, and 1900 common years, 2000 a leap year, etc. The length of the mean year is 365 d. 5h. 49m. 12sec., exceeding the true solar year nearly 26 sec., which error amounts only to 1 day in 3,325 years.

The Gregorian Calendar was adopted by Germany in 1700, and by English law in 1752, when the Julian Calendar, or *old style*, gave place to the *new style*, by dropping eleven days from the month of September, 1752.

The festival of Easter, commemorating the resurrection of Christ, used to be observed on the 14th day of the moon, *i. e.*, near the full moon—the same as the Jewish Passover. But the Council of Nice, A.D. 325, ordered Easter to be celebrated on the Sunday next succeeding the full moon, that comes on or next after the vernal equinox—March 21st; thus making Easter and the related feast and fast days movable holidays.

MOON'S PHASES.	D.	BOSTON.	NEW YORK.	WASHINGTON.	CHARLESTON.	CHICAGO.
Third Quarter.	5	2 h. 5 m. M.	1 h. 53 m. M.	1 h. 41 m. M.	1 h. 20 m. M.	0 h. 50 m. M.
New Moon.....	11	5 h. 56 m. A.	5 h. 44 m. A.	5 h. 32 m. A.	5 h. 20 m. A.	4 h. 50 m. A.
First Quarter..	19	1 h. 56 m. M.	1 h. 44 m. M.	1 h. 32 m. M.	1 h. 20 m. M.	0 h. 50 m. M.
Full Moon.....	27	5 h. 28 m. M.	5 h. 16 m. M.	5 h. 4 m. M.	4 h. 52 m. M.	4 h. 22 m. M.

	Calendar for Boston, New England, New York State, Michigan, Wisconsin, Iowa, Minnesota, Oregon.						Calendar for N. Y. City, Philadelphia, Connecticut, New Jersey, Pennsylvania, Ohio, Indiana, Illinois, Nebraska.						Calendar for Washington, Maryland, Delaware, Virginia, Kentucky, Missouri, Kansas, Colorado, Nevada, California.						Calendar for Charleston, North Carolina, Tennessee, Georgia, Alabama, Mississippi, Louisiana, Texas, Arkansas.							
	Sun Rises.		Sun Sets.		Moon Rises.		Sun Rises.		Sun Sets.		Moon Rises.		High Water at N. Y.		Sun Rises.		Sun Sets.		Moon Rises.		Sun Rises.		Sun Sets.		Moon Rises.	
	H.	M.	H.	M.	H.	M.	H.	M.	H.	M.	H.	M.	H.	M.	H.	M.	H.	M.	H.	M.	H.	M.	H.	M.	H.	M.
1 Th.	7	30	4	33	8	58	7	25	4	44	9	0	10	46	7	19	4	49	9	2	7	35	5	9	7	
2 Fr.	7	30	4	39	10	5	7	25	4	44	10	5	11	20	7	19	4	50	10	6	7	35	6	10	7	
3 Sa.	7	30	4	40	11	13	7	25	4	45	11	12	7	19	4	51	11	11	7	35	7	11	8	
4 S.	7	30	4	41	morn		7	25	4	46	morn		0	42	7	19	4	51	morn		7	35	7	morn		
5 M.	7	30	4	42	0	23	7	25	4	47	0	21	1	20	7	19	4	52	0	19	7	45	8	0	12	
6 Tu.	7	30	4	43	1	36	7	25	4	48	1	33	2	19	7	19	4	53	1	29	7	45	9	1	18	
7 W.	7	30	4	44	2	52	7	25	4	49	2	47	3	16	7	19	4	54	2	42	7	45	10	2	27	
8 Th.	7	29	4	45	4	7	7	24	4	50	4	1	4	22	7	19	4	55	3	56	7	45	11	3	33	
9 Fr.	7	29	4	46	5	19	7	24	4	51	5	13	5	23	7	19	4	56	5	6	7	45	11	4	47	
10 Sa.	7	29	4	47	6	22	7	24	4	52	6	14	6	20	7	19	4	57	6	9	7	45	12	5	51	
11 S.	7	29	4	48	sets.		7	24	4	53	sets.		7	26	7	19	4	58	sets.		7	35	13	sets.		
12 M.	7	28	4	49	5	58	7	23	4	54	6	1	8	23	7	18	4	59	6	6	7	35	14	6	19	
13 Tu.	7	28	4	50	7	12	7	23	4	55	7	15	9	17	7	18	5	0	7	18	7	35	15	7	26	
14 W.	7	28	4	52	8	24	7	23	4	56	8	25	10	9	7	18	5	1	8	23	7	35	16	8	31	
15 Th.	7	27	4	53	9	32	7	22	4	57	9	31	10	50	7	17	5	2	9	32	7	35	17	9	32	
16 Fr.	7	27	4	54	10	37	7	22	4	59	10	36	11	47	7	17	5	3	10	35	7	35	18	10	31	
17 Sa.	7	26	4	55	11	41	7	21	5	0	11	38	0	15	7	17	5	4	11	36	7	25	19	11	20	
18 S.	7	25	4	56	morn		7	21	5	1	morn		0	50	7	16	5	6	morn		7	25	20	morn		
19 M.	7	25	4	58	0	43	7	20	5	2	0	40	1	42	7	16	5	7	0	37	7	25	21	0	23	
20 Tu.	7	24	4	59	1	46	7	20	5	3	1	41	2	25	7	15	5	8	1	36	7	15	21	1	23	
21 W.	7	23	5	0	2	47	7	19	5	4	2	41	3	15	7	15	5	9	2	35	7	15	22	2	19	
22 Th.	7	23	5	1	3	45	7	19	5	6	3	38	4	11	7	14	5	10	3	32	7	15	23	3	14	
23 Fr.	7	22	5	3	4	39	7	18	5	7	4	32	5	9	7	13	5	11	4	26	7	0	5	24	4	7
24 Sa.	7	21	5	4	5	27	7	17	5	8	5	20	6	3	7	13	5	12	5	15	7	0	5	25	4	56
25 S.	7	20	5	5	6	9	7	16	5	9	6	3	6	40	7	12	5	13	5	58	6	50	5	23	5	41
26 M.	7	20	5	6	6	45	7	15	5	10	6	40	7	32	7	11	5	15	6	36	6	50	5	27	6	21
27 Tu.	7	19	5	8	rises.		7	15	5	12	rises.		8	13	7	11	5	16	rises.		6	53	5	23	rises.	
28 W.	7	18	5	9	6	49	7	14	5	13	6	51	8	54	7	10	5	17	6	53	6	53	5	23	7	0
29 Th.	7	17	5	10	7	57	7	13	5	14	7	57	9	35	7	9	5	18	7	58	6	57	5	30	8	1
30 Fr.	7	16	5	11	9	5	7	12	5	15	9	4	10	18	7	8	5	19	9	4	6	56	5	31	9	2
31 Sa.	7	15	5	13	10	14	7	11	5	17	10	12	11	3	7	7	5	20	10	11	6	56	5	32	10	5

To find the time of high tide at fifty places in the United States, see page 5.

NOTABLE EVENTS IN JANUARY.

- Jan. 1, 1863. President Lincoln's Emancipation Proclamation.
- " 2, 1788. Georgia ratified the Constitution.
- " 6, 1844. First Magnetic Telegraph—from Baltimore to Washington.
- " 8, 1815. Defeat of British Army by Jackson at New Orleans.
- " 10, 1840. Penny Postage established in England.
- " 13, 1825. Slavery abolished in Mexico.
- " 14, 1848. Gold discovered in California.
- " 26, 1837. Michigan admitted into the Union.
- " 29, 1861. Kansas admitted into the Union.
- " 31, 1849. Abolition of the British Corn Laws.

2D MONTH.]

FEBRUARY.

[29 DAYS.

MOON'S PHASES.	D.	BOSTON.	NEW YORK.	WASHINGTON.	CHARLESTON.	CHICAGO.
Third Quarter.	3	10 h. 55 m. M.	10 h. 43 m. M.	10 h. 31 m. M.	10 h. 19 m. M.	9 h. 40 m. M.
New Moon.....	10	6 h. 33 m. M.	6 h. 21 m. M.	6 h. 9 m. M.	5 h. 57 m. M.	5 h. 27 m. M.
First Quarter..	17	11 h. 1 m. A.	10 h. 49 m. A.	10 h. 37 m. A.	10 h. 25 m. A.	9 h. 55 m. A.
Full Moon.....	25	8 h. 38 m. A.	8 h. 26 m. A.	8 h. 14 m. A.	8 h. 2 m. A.	7 h. 32 m. A.

	Calendar for Boston, New England, New York State, Mich- igan, Wisconsin, Iowa, Minnesota, Oregon.						Calendar for N. Y. City, Philadelphia, Connecticut, New Jersey, Pennsylva- nia, Ohio, Indiana, Illinois, Nebraska.						Calendar for Wash- ington, Maryland, Delaware, Vir- ginia, Kentucky, Missouri, Kansas, Colorado, Nevada, California.						Calendar for Charles- ton, North Caro- lina, Tennessee, Georgia, Alabama, Mississippi, Louisi- ana, Texas, Arkan- sas.							
	Sun Rises.		Sun Sets.		Moon Rises.		Sun Rises.		Sun Sets.		Moon Rises.		High Water at N. Y.		Sun Rises.		Sun Sets.		Moon Rises.		Sun Rises.		Sun Sets.		Moon Rises.	
	H.	M.	H.	M.	H.	M.	H.	M.	H.	M.	H.	M.	H.	M.	H.	M.	H.	M.	H.	M.	H.	M.	H.	M.	H.	M.
1 S.	7	14	5	14	11	26	7	10	5	18	11	22	11	49	7	6	5	22	11	20	6	55	5	33	11	10
2 M.	7	13	5	15	morn		7	9	5	19	morn		0	18	7	5	5	23	morn		6	54	5	34	morn	
3 Tu.	7	12	5	17	0	40	7	8	5	20	0	35	1	6	7	5	5	24	0	31	6	54	5	35	0	18
4 W.	7	10	5	18	1	53	7	7	5	21	1	48	1	58	7	4	5	25	1	43	6	53	5	36	1	26
5 Th.	7	9	5	19	3	4	7	6	5	22	2	59	2	53	7	3	5	26	2	52	6	52	5	37	2	34
6 Fr.	7	8	5	21	4	8	7	5	5	24	4	2	4	7	7	2	5	27	3	56	6	51	5	38	3	37
7 Sa.	7	7	5	22	5	2	7	4	5	25	4	57	5	19	7	0	5	28	4	51	6	51	5	38	4	33
8 S.	7	6	5	23	5	47	7	3	5	26	5	43	6	18	6	5	5	29	5	38	6	50	5	39	5	23
9 M.	7	5	5	25	6	23	7	1	5	28	6	20	7	13	6	5	5	31	6	17	6	49	5	40	6	5
10 Tu.	7	3	5	26	sets.		7	0	5	29	sets.		8	4	6	5	5	32	sets.		6	48	5	41	sets.	
11 W.	7	2	5	27	7	10	6	5	9	30	7	11	8	54	6	5	5	33	7	2	6	47	5	42	7	14
12 Th.	7	1	5	28	8	17	6	5	8	31	8	17	9	41	6	5	5	34	8	17	6	46	5	43	8	15
13 Fr.	6	5	9	30	9	23	6	5	7	32	9	22	10	26	6	5	4	35	9	20	6	45	5	44	9	15
14 Sa.	6	5	8	31	10	28	6	5	5	34	12	25	11	10	6	5	3	36	10	22	6	44	5	45	10	13
15 S.	6	5	6	32	11	30	6	5	4	35	11	23	11	53	6	5	1	37	11	23	6	43	5	46	11	10
16 M.	6	5	5	33	morn		6	5	3	36	morn		0	19	6	5	0	39	morn		6	42	5	46	morn	
17 Tu.	6	5	4	35	0	35	6	5	1	37	0	28	1	1	6	4	0	40	0	23	6	41	5	47	0	8
18 W.	6	5	2	36	1	32	6	5	0	38	1	27	1	44	6	4	0	41	1	21	6	40	5	48	1	4
19 Th.	6	5	1	37	2	28	6	4	0	39	2	22	2	30	6	4	0	42	2	16	6	39	5	49	1	57
20 Fr.	6	4	0	39	3	19	6	4	0	41	3	13	3	24	6	4	0	43	3	7	6	38	5	50	2	48
21 Sa.	6	4	0	40	4	3	6	4	0	42	3	58	4	25	6	4	0	44	3	48	6	37	5	51	3	34
22 S.	6	4	0	41	4	42	6	4	0	43	4	37	5	24	6	4	0	45	4	32	6	36	5	52	4	17
23 M.	6	4	0	42	5	15	6	4	0	44	5	11	6	14	6	4	0	46	5	7	6	36	5	52	4	55
24 Tu.	6	4	0	43	5	44	6	4	0	45	5	41	6	59	6	4	0	47	5	39	6	35	5	53	5	30
25 W.	6	4	0	44	rises.		6	4	0	46	rises.		7	40	6	3	5	48	rises.		6	34	5	54	rises.	
26 Th.	6	4	0	45	6	51	6	3	5	47	6	51	8	22	6	3	5	49	6	52	6	33	5	55	6	51
27 Fr.	6	3	9	47	8	2	6	3	5	48	8	1	9	4	6	3	5	50	8	0	6	32	5	56	7	56
28 Sa.	6	3	8	48	9	15	6	3	5	49	9	12	9	48	6	3	5	51	9	10	6	31	5	57	9	2
29 S.	6	3	7	49	10	28	6	3	5	50	10	25	10	35	6	3	4	52	10	22	6	30	5	57	10	10

To find the time of high tide at fifty places in the United States, see page 5.

NOTABLE EVENTS IN FEBRUARY.

- Feb. 2, 1848. Mexican Treaty, Guadalupe Hidalgo, signed.
- " 5, 1788. Massachusetts ratified the Constitution.
- " 7, 1812. Charles Dickens born.
- " 8, 1587. Mary Queen of Scots beheaded.
- " 13, 1689. William III. and Mary proclaimed sovereigns of England.
- " 14, 1859. Oregon admitted into the Union.
- " 19, 1821. Florida ceded by Spain to the United States.
- " 22, 1732. George Washington born.
- " 23, 1848. John Quincy Adams died, aged 80.
- " 24, 1863. Territory of Arizona organized.
- " 25, 1791. First United States Bank chartered.
- " 26, 1848. French Republic proclaimed.

MOON'S PHASES.	D.	BOSTON.	NEW YORK.	WASHINGTON.	CHARLESTON.	CHICAGO.
Third Quarter.	3	6 h. 23 m. A.	6 h. 11 m. A.	5 h. 59 m. A.	5 h. 47 m. A.	5 h. 17 m. A.
New Moon.....	10	8 h. 3 m. A.	7 h. 51 m. A.	7 h. 39 m. A.	7 h. 27 m. A.	6 h. 57 m. A.
First Quarter..	18	7 h. 52 m. A.	7 h. 40 m. A.	7 h. 28 m. A.	7 h. 16 m. A.	6 h. 46 m. A.
Full Moon.....	26	8 h. 39 m. M.	8 h. 36 m. M.	8 h. 15 m. M.	8 h. 3 m. M.	7 h. 33 m. M.

		Calendar for Boston, New England, New York State, Michigan, Wisconsin, Iowa, Minnesota, Oregon.						Calendar for N. Y. City, Philadelphia, Connecticut, New Jersey, Pennsylvania, Ohio, Indiana, Illinois, Nebraska.						Calendar for Washington, Maryland, Delaware, Virginia, Kentucky, Missouri, Kansas, Colorado, Nevada, California.						Calendar for Charleston, North Carolina, Tennessee, Georgia, Alabama, Mississippi, Louisiana, Texas, Arkansas.									
		Sun Rises.		Sun Sets.		Moon Rises.		Sun Rises.		Sun Sets.		Moon Rises.		High Water at N. Y.		Sun Rises.		Sun Sets.		Moon Rises.		Sun Rises.		Sun Sets.		Moon Rises.			
		H.	M.	H.	M.	H.	M.	H.	M.	H.	M.	H.	M.	H.	M.	H.	M.	H.	M.	H.	M.	H.	M.	H.	M.	H.	M.	H.	M.
1	M.	6	35	5	50	11	43	6	34	5	51	11	39	11	26	6	32	5	53	11	34	6	28	5	57	11	18		
2	Tu.	6	34	5	51	morn		6	32	5	52	morn	6	31	5	54	morn		6	27	5	58	morn					
3	W.	6	32	5	52	0	55	6	31	5	53	0	55	0	48	6	29	5	55	0	44	6	25	5	59	0	26		
4	Th.	6	30	5	53	2	1	6	29	5	55	1	55	1	45	6	28	5	56	1	49	6	24	6	0	1	30		
5	Fr.	6	29	5	55	2	57	6	28	5	56	2	52	2	46	6	26	5	57	2	46	6	23	6	0	2	28		
6	Sa.	6	27	5	56	3	44	6	26	5	57	3	39	3	56	6	25	5	58	3	34	6	22	6	1	3	18		
7	S.	6	25	5	57	4	22	6	25	5	58	4	19	5	5	6	24	5	59	4	14	6	20	6	2	4	2		
8	M.	6	24	5	58	4	53	6	23	5	59	4	51	6	6	6	22	6	0	4	49	6	19	6	3	4	39		
9	Tu.	6	22	5	59	5	22	6	21	6	0	5	20	6	57	6	20	6	1	5	19	6	18	6	4	5	14		
10	W.	6	20	6	1	sets.		6	20	6	1	sets.	7	43	6	19	6	2	sets.		6	17	6	4	sets.				
11	Th.	6	19	6	2	7	6	6	18	6	2	7	5	8	27	6	17	6	3	7	4	6	15	6	5	7	0		
12	Fr.	6	17	6	3	8	11	6	16	6	3	8	9	9	9	6	16	6	4	8	7	6	14	6	6	7	49		
13	Sa.	6	15	6	4	9	15	6	15	6	5	9	12	9	51	6	15	6	5	9	9	6	13	6	6	8	58		
14	S.	6	14	6	5	10	18	6	13	6	6	10	14	10	32	6	13	6	6	10	10	6	12	6	7	9	56		
15	M.	6	12	6	6	11	21	6	11	6	7	11	14	11	15	6	11	6	7	11	9	6	10	6	8	10	52		
16	Tu.	6	10	6	7	morn		6	10	6	8	morn	11	59	6	10	6	8	morn		6	9	6	9	11	47			
17	W.	6	8	6	9	0	17	6	8	6	9	0	11	0	23	6	8	6	9	0	5	6	8	6	9	morn			
18	Th.	6	7	6	10	1	9	6	6	6	10	1	3	1	7	6	6	6	10	0	58	6	6	6	10	0	39		
19	Fr.	6	5	6	11	1	56	6	5	6	11	1	50	1	52	6	5	6	11	1	45	6	5	6	11	1	26		
20	Sa.	6	3	6	12	2	37	6	3	6	12	2	32	2	43	6	3	6	12	2	27	6	4	6	11	2	10		
21	S.	6	1	6	13	3	12	6	1	6	13	3	7	3	44	6	2	6	13	3	3	6	2	6	12	2	49		
22	M.	6	0	6	14	3	42	6	0	6	14	3	39	4	45	6	0	6	14	3	36	6	1	6	13	3	25		
23	Tu.	5	58	6	15	4	10	5	58	6	15	4	8	5	36	5	59	6	15	3	59	6	0	6	14	3	59		
24	W.	5	56	6	17	4	36	5	57	6	16	4	35	6	23	5	57	6	16	4	34	5	58	6	14	4	31		
25	Th.	5	54	6	18	5	1	5	55	6	17	5	2	7	5	5	55	6	17	5	2	5	57	6	15	5	3		
26	Fr.	5	53	6	19	rises.		5	53	6	18	rises.	7	49	5	54	6	18	rises.		5	56	6	16	rises.				
27	Sa.	5	51	6	20	8	11	5	52	6	19	8	8	8	31	5	52	6	19	8	5	5	54	6	17	7	54		
28	S.	5	49	6	21	9	28	5	50	6	20	9	24	9	20	5	51	6	20	9	19	5	53	6	17	9	5		
29	M.	5	47	6	22	10	43	5	48	6	21	10	38	10	12	5	49	6	21	10	32	5	52	6	18	10	15		
30	Tu.	5	46	6	23	11	52	5	47	6	22	11	46	11	7	5	48	6	22	11	41	5	50	6	19	11	22		
31	W.	5	44	6	25	morn		5	45	6	24	morn	5	46	6	23	morn		5	49	6	19	morn					

To find the time of high tide at fifty places in the United States, see page 5.

NOTABLE EVENTS IN MARCH.

- March 1, 1867. Nebraska admitted into the Union.
- “ 2, 1853. Territory of Washington organized.
- “ 3, 1845. Florida admitted into the Union.
- “ 4, 1791. Vermont admitted into the Union.
- “ 5, 1770. Boston Massacre by British troops.
- “ 8, 1702. Accession of Queen Anne.
- “ 11, 1702. First London daily newspaper.
- “ 15, 1820. Maine admitted into the Union.
- “ 24, 1603. Queen Elizabeth died.
- “ 30, 1867. Alaska acquired by treaty with Russia.

4TH MONTH.]

APRIL.

[30 DAYS.

MOON'S PHASES.	D.	BOSTON.	NEW YORK.	WASHINGTON.	CHARLESTON.	CHICAGO.
Third Quarter.	2	1 h. 29 m. M.	1 h. 17 m. M.	1 h. 5 m. M.	0 h. 53 m. M.	0 h. 23 m. M.
New Moon.....	9	10 h. 23 m. M.	10 h. 11 m. M.	9 h. 59 m. M.	9 h. 47 m. M.	9 h. 17 m. M.
First Quarter..	17	2 h. 30 m. A.	2 h. 18 m. A.	2 h. 6 m. A.	1 h. 54 m. A.	1 h. 24 m. A.
Full Moon.....	24	6 h. 6 m. A.	5 h. 54 m. A.	5 h. 42 m. A.	5 h. 30 m. A.	5 h. 0 m. A.

	Calendar for Boston, New England, New York State, Michigan, Wisconsin, Iowa, Minnesota, Oregon.						Calendar for N. Y. City, Philadelphia, Connecticut, New Jersey, Pennsylvania, Ohio, Indiana, Illinois, Nebraska.						Calendar for Washington, Maryland, Delaware, Virginia, Kentucky, Missouri, Kansas, Colorado, Nevada, California.						Calendar for Charleston, North Carolina, Tennessee, Georgia, Alabama, Mississippi, Louisiana, Texas, Arkansas.							
	Sun Rises.		Sun Sets.		Moon Rises.		Sun Rises.		Sun Sets.		Moon Rises.		High Water at N. Y.		Sun Rises.		Sun Sets.		Moon Rises.		Sun Rises.		Sun Sets.		Moon Rises.	
	H.	M.	H.	M.	H.	M.	H.	M.	H.	M.	H.	M.	H.	M.	H.	M.	H.	M.	H.	M.	H.	M.	H.	M.	H.	M.
1 Th.	5	42	6	26	0	53	5	43	6	25	0	47	0	35	5	44	6	23	0	41	5	48	6	20	0	23
2 Fr.	5	41	6	27	1	42	5	42	6	26	1	37	1	34	5	43	6	24	1	32	5	47	6	21	1	16
3 Sa.	5	39	6	28	2	24	5	40	6	27	2	19	2	37	5	41	6	25	2	14	5	45	6	21	2	1
4 S.	5	37	6	29	2	56	5	38	6	28	2	53	3	44	5	40	6	26	2	49	5	44	6	22	2	40
5 M.	5	35	6	30	3	25	5	37	6	29	3	23	4	48	5	38	6	27	3	21	5	43	6	23	3	15
6 Tu.	5	34	6	31	3	50	5	35	6	30	3	49	5	44	5	37	6	28	3	49	5	41	6	24	3	46
7 W.	5	32	6	32	4	14	5	34	6	31	4	14	6	33	5	35	6	29	4	16	5	40	6	24	4	16
8 Th.	5	30	6	33	4	38	5	32	6	32	4	39	7	17	5	34	6	30	4	41	5	39	6	25	4	46
9 Fr.	5	29	6	35	sets.		5	30	6	33	sets.		7	58	5	32	6	31	sets.		5	38	6	26	sets.	
10 Sa.	5	27	6	36	8	5	5	29	6	34	8	2	8	37	5	31	6	32	7	58	5	36	6	26	7	45
11 S.	5	25	6	37	9	8	5	27	6	35	9	3	9	17	5	29	6	33	8	8	5	35	6	27	8	42
12 M.	5	24	6	38	10	6	5	26	6	36	10	1	9	57	5	28	6	34	9	55	5	34	6	28	9	38
13 Tu.	5	22	6	39	11	1	5	24	6	37	10	55	10	39	5	26	6	35	10	49	5	33	6	29	10	31
14 W.	5	20	6	40	11	49	5	22	6	38	11	44	11	23	5	25	6	36	11	38	5	31	6	29	11	20
15 Th.	5	19	6	41	morn		5	21	6	39	morn			5	23	6	37	morn		5	30	6	30	morn	
16 Fr.	5	17	6	42	0	32	5	19	6	40	0	27	0	32	5	22	6	38	0	21	5	29	6	31	0	4
17 Sa.	5	16	6	44	1	9	5	18	6	41	1	4	1	17	5	20	6	39	1	0	5	28	6	31	0	45
18 S.	5	14	6	45	1	40	5	16	6	42	1	37	2	5	5	19	6	40	1	33	5	27	6	32	1	21
19 M.	5	12	6	46	2	9	5	15	6	43	2	6	2	59	5	18	6	41	2	4	5	25	6	33	1	55
20 Tu.	5	11	6	47	2	35	5	13	6	44	2	34	3	58	5	16	6	42	2	32	5	24	6	33	2	27
21 W.	5	9	6	48	3	0	5	12	6	45	3	0	4	54	5	15	6	42	3	0	5	23	6	34	2	59
22 Th.	5	8	6	49	3	25	5	11	6	46	3	27	5	44	5	13	6	43	3	28	5	22	6	35	3	31
23 Fr.	5	6	6	50	3	53	5	9	6	47	3	55	6	30	5	12	6	44	3	58	5	21	6	36	4	5
24 Sa.	5	5	6	51	rises.		5	8	6	48	rises.		7	16	5	11	6	45	rises.		5	20	6	36	rises.	
25 S.	5	3	6	52	8	21	5	6	6	49	8	16	8	4	5	9	6	46	8	11	5	19	6	37	7	55
26 M.	5	2	6	54	9	35	5	5	6	51	9	30	8	56	5	7	6	47	9	24	5	18	6	38	9	6
27 Tu.	5	0	6	55	10	42	5	4	6	52	10	36	9	53	5	6	6	48	10	30	5	17	6	39	10	12
28 W.	4	59	6	56	11	37	5	2	6	53	11	32	10	54	5	5	6	49	11	26	5	16	6	39	11	9
29 Th.	4	58	6	57	morn		5	1	6	54	morn		11	56	5	4	6	50	morn		5	15	6	40	11	59
30 Fr.	4	56	6	58	0	22	5	0	6	55	0	18	0	24	5	3	6	51	0	14	5	14	6	41	morn	

To find the time of high tide at fifty places in the United States, see page 5.

NOTABLE EVENTS IN APRIL.

- April 1, 1789. First House of Representatives organized at New York.
- " 2, 1792. United States Mint established at Philadelphia.
- " 6, 1789. First United States Senate organized at New York.
- " 10, 1816. United States Bank incorporated.
- " 14, 1865. President Lincoln assassinated.
- " 17, 1790. Benjamin Franklin died.
- " 19, 1775. Battles of Lexington and Concord.
- " 23, 1616. William Shakespeare died, aged 52.
- " 24, 1704. Boston *News Letter*, first journal in the United States, issued.
- " 28, 1788. Maryland ratified the Constitution.
- " 30, 1812. Louisiana admitted into the Union.

MOON'S PHASES.	D.	BOSTON.	NEW YORK.	WASHINGTON.	CHARLESTON.	CHICAGO.
Third Quarter.	1	9 h. 9 m. M.	8 h. 57 m. M.	8 h. 45 m. M.	8 h. 33 m. M.	8 h. 3 m. M.
New Moon.....	9	1 h. 32 m. M.	1 h. 20 m. M.	1 h. 8 m. M.	0 h. 56 m. M.	0 h. 23 m. M.
First Quarter..	17	5 h. 39 m. M.	5 h. 27 m. M.	5 h. 15 m. M.	5 h. 3 m. M.	4 h. 53 m. M.
Full Moon.....	24	1 h. 55 m. M.	1 h. 43 m. M.	1 h. 31 m. M.	1 h. 19 m. M.	0 h. 49 m. M.
Third Quarter.	30	6 h. 9 m. A.	5 h. 57 m. A.	5 h. 45 m. A.	5 h. 33 m. A.	5 h. 3 m. A.

	Calendar for Boston, New England, New York State, Michigan, Wisconsin, Iowa, Minnesota, Oregon.						Calendar for N. Y. City, Philadelphia, Connecticut, New Jersey, Pennsylvania, Ohio, Indiana, Illinois, Nebraska.						Calendar for Wash- ington, Maryland, Delaware, Vir- ginia, Kentucky, Missouri, Kansas, Colorado, Nevada, California.						Calendar for Charles- ton, North Caro- lina, Tennessee, Georgia, Alabama, Mississippi, Louisi- ana, Texas, Arkan- sas.							
	Sun Rises.		Sun Sets.		Moon Rises.		Sun Rises.		Sun Sets.		Moon Rises.		High Water at N. Y.		Sun Rises.		Sun Sets.		Moon Rises.		Sun Rises.		Sun Sets.		Moon Rises.	
	H.	M.	H.	M.	H.	M.	H.	M.	H.	M.	H.	M.	H.	M.	H.	M.	H.	M.	H.	M.	H.	M.	H.	M.	H.	M.
1 Sa.	4	55	6	59	0	58	4	53	6	56	0	55	1	22	5	26	52	0	51	5	12	6	41	0	40	
2 S.	4	53	7	0	1	17	4	57	6	57	1	26	2	20	5	16	53	1	24	5	12	6	42	1	16	
3 M.	4	52	7	1	1	54	4	56	6	58	1	53	3	21	4	59	6	54	1	52	5	11	6	43	1	49
4 Tu.	4	51	7	3	2	18	4	54	6	59	2	19	4	22	4	58	6	55	2	19	5	10	6	44	2	19
5 W.	4	49	7	4	2	42	4	53	7	0	2	43	5	19	4	57	6	56	2	47	5	9	6	44	2	48
6 Th.	4	48	7	5	3	6	4	52	7	1	3	9	6	8	4	56	6	57	3	11	5	8	6	45	3	18
7 Fr.	4	47	7	6	3	32	4	51	7	2	3	36	6	51	4	55	6	58	3	30	5	7	6	46	3	50
8 Sa.	4	46	7	7	4	1	4	50	7	3	4	5	7	33	4	54	6	59	4	10	5	6	6	47	4	24
9 S.	4	45	7	8	sets.		4	49	7	4	sets.		8	10	4	53	7	0	sets.		5	5	6	47	sets.	
10 M.	4	43	7	9	8	54	4	48	7	5	8	48	8	49	4	52	7	1	8	43	5	4	6	48	8	24
11 Tu.	4	42	7	10	9	45	4	47	7	6	9	39	9	29	4	51	7	2	9	33	5	4	6	49	9	15
12 W.	4	41	7	11	10	29	4	46	7	7	10	24	10	10	4	50	7	3	10	18	5	3	6	50	10	1
13 Th.	4	40	7	12	11	7	4	44	7	8	11	3	10	54	4	49	7	3	10	53	5	2	6	50	10	43
14 Fr.	4	39	7	13	11	40	4	43	7	9	11	36	11	40	4	48	7	4	11	32	5	1	6	51	11	20
15 Sa.	4	38	7	14	morn		4	42	7	10	morn			4	47	7	5	morn		5	1	6	52	11	44
16 S.	4	37	7	15	0	9	4	42	7	11	0	6	0	45	4	46	7	6	0	3	5	0	6	52	morn	
17 M.	4	36	7	16	0	35	4	41	7	12	0	34	1	30	4	45	7	7	0	32	4	59	6	53	0	26
18 Tu.	4	35	7	17	1	1	4	40	7	13	0	59	2	17	4	44	7	8	0	59	4	59	6	54	0	56
19 W.	4	34	7	18	1	25	4	39	7	14	1	25	3	13	4	44	7	9	1	27	4	53	6	54	1	27
20 Th.	4	33	7	19	1	50	4	38	7	15	1	56	4	12	4	43	7	10	1	54	4	53	6	55	1	59
21 Fr.	4	33	7	20	2	20	4	37	7	16	2	23	5	9	4	42	7	11	2	26	4	57	6	56	2	35
22 Sa.	4	32	7	21	2	53	4	37	7	16	2	57	6	2	4	42	7	11	3	2	4	56	6	56	3	15
23 S.	4	31	7	22	3	35	4	36	7	17	3	40	6	55	4	41	7	12	3	46	4	56	6	57	4	3
24 M.	4	30	7	23	rises.		4	35	7	18	rises.		7	44	4	40	7	13	rises.		4	55	6	58	rises.	
25 Tu.	4	29	7	24	9	24	4	34	7	19	9	19	8	41	4	40	7	14	9	13	4	55	6	59	8	55
26 W.	4	28	7	25	10	15	4	34	7	20	10	10	9	41	4	39	7	15	10	5	4	55	6	59	9	50
27 Th.	4	28	7	26	10	56	4	33	7	21	10	52	10	43	4	38	7	15	10	48	4	54	7	0	10	36
28 Fr.	4	27	7	27	11	29	4	33	7	21	11	27	11	43	4	38	7	16	11	24	4	54	7	0	11	16
29 Sa.	4	27	7	27	11	57	4	32	7	22	11	56	0	9	4	37	7	17	11	55	4	53	7	1	11	50
30 S.	4	26	7	23	morn		4	32	7	23	morn		1	3	4	37	7	18	morn		4	53	7	2	morn	
31 M.	4	26	7	23	0	2	4	31	7	24	0	22	1	55	4	37	7	18	0	23	4	53	7	2	0	22

To find the time of high tide at fifty places in the United States, see page 5.

NOTABLE EVENTS IN MAY.

- May 1, 1787. First Steamboat (John Fitch's) on the Delaware.
- " 5, 1821. Napoleon Bonaparte died.
- " 7, 1869. Union Pacific Railroad completed.
- " 8, 1871. Treaty of Washington with Great Britain.
- " 10, 1876. Centennial (International) Exhibition opened at Philadelphia.
- " 11, 1858. Minnesota admitted into the Union.
- " 13, 1607. First settlement at Jamestown, Va.
- " 20, 1506. Christopher Columbus died.
- " 24, 1864. Territory of Montana organized.
- " 29, 1848. Wisconsin admitted into the Union.
- " 30, Decoration Day, soldiers' graves.

6TH MONTH.]

JUNE.

[30 DAYS.

MOON'S PHASES.	D.	BOSTON.	NEW YORK.	WASHINGTON.	CHARLESTON.	CHICAGO.
New Moon.....	7	5 h. 11 m. A.	4 h. 59 m. A.	4 h. 47 m. A.	4 h. 35 m. A.	4 h. 5 m. A.
First Quarter..	15	5 h. 7 m. A.	4 h. 55 m. A.	4 h. 43 m. A.	4 h. 31 m. A.	4 h. 1 m. A.
Full Moon.....	22	9 h. 2 m. M.	8 h. 50 m. M.	8 h. 38 m. M.	8 h. 26 m. M.	7 h. 56 m. M.
Third Quarter.	29	5 h. 13 m. A.	5 h. 1 m. M.	4 h. 49 m. M.	4 h. 37 m. M.	4 h. 7 m. M.

	Calendar for Boston, New England, New York State, Michigan, Wisconsin, Iowa, Minnesota, Oregon.						Calendar for N. Y. City, Philadelphia, Connecticut, New Jersey, Pennsylvania, Ohio, Indiana, Illinois, Nebraska.						Calendar for Washington, Maryland, Delaware, Virginia, Kentucky, Missouri, Kansas, Colorado, Nevada, California.						Calendar for Charleston, North Carolina, Tennessee, Georgia, Alabama, Mississippi, Louisiana, Texas, Arkansas.							
	Sun Rises.		Sun Sets.		Moon Rises.		Sun Rises.		Sun Sets.		Moon Rises.		High Water at N. Y.		Sun Rises.		Sun Sets.		Moon Rises.		Sun Rises.		Sun Sets.		Moon Rises.	
	H.	M.	H.	M.	H.	M.	H.	M.	H.	M.	H.	M.	H.	M.	H.	M.	H.	M.	H.	M.	H.	M.	H.	M.	H.	M.
1 Tu.	4	25	7	30	0	47	4	31	7	25	0	47	2	48	4	36	7	19	0	49	4	53	7	3	0	51
2 W.	4	25	7	31	1	11	4	30	7	25	1	12	3	46	4	36	7	20	1	15	4	52	7	3	1	51
3 Th.	4	24	7	31	1	30	4	30	7	26	1	30	4	43	4	35	7	20	1	42	4	52	7	4	1	52
4 Fr.	4	24	7	32	2	6	4	30	7	27	2	8	5	38	4	35	7	21	2	12	4	52	7	4	2	25
5 Sa.	4	24	7	33	2	31	4	29	7	27	2	40	6	26	4	35	7	22	2	40	4	52	7	5	3	1
6 S.	4	23	7	34	3	12	4	29	7	28	3	10	7	8	4	35	7	22	3	24	4	51	7	5	3	42
7 M.	4	23	7	34	sets.		4	29	7	29	sets.		7	46	4	34	7	23	sets.		4	51	7	6	sets.	
8 Tu.	4	23	7	35	8	27	4	28	7	29	8	25	8	24	4	34	7	23	8	10	4	51	7	6	7	59
9 W.	4	23	7	35	9	1	4	28	7	30	9	23	9	5	4	34	7	24	8	57	4	51	7	7	8	42
10 Th.	4	23	7	36	9	42	4	28	7	30	9	35	9	46	4	34	7	25	9	34	4	51	7	7	9	20
11 Fr.	4	22	7	37	10	12	4	28	7	31	10	9	10	29	4	34	7	25	10	6	4	51	7	8	9	55
12 Sa.	4	22	7	37	10	30	4	28	7	31	10	37	11	12	4	34	7	25	10	34	4	51	7	8	10	27
13 S.	4	22	7	38	11	1	4	28	7	31	11	2	11	56	4	34	7	26	11	1	4	51	7	9	10	57
14 M.	4	22	7	38	11	27	4	28	7	32	11	27	0	14	4	34	7	26	11	27	4	51	7	9	11	27
15 Tu.	4	22	7	38	11	51	4	28	7	33	11	53	0	58	4	34	7	27	11	53	4	51	7	9	11	58
16 W.	4	22	7	39	morn		4	28	7	33	morn		1	43	4	34	7	27	morn		4	51	7	10	morn	
17 Th.	4	22	7	39	0	15	4	28	7	33	0	20	2	37	4	34	7	27	0	24	4	51	7	10	0	30
18 Fr.	4	22	7	39	0	48	4	28	7	34	0	52	3	34	4	34	7	28	0	56	4	52	7	10	1	7
19 Sa.	4	23	7	40	1	24	4	28	7	34	1	29	4	39	4	34	7	28	1	34	4	52	7	11	1	49
20 S.	4	23	7	40	2	9	4	28	7	34	2	15	5	40	4	34	7	28	2	21	4	52	7	11	2	39
21 M.	4	23	7	40	3	5	4	29	7	35	3	11	6	37	4	35	7	29	3	18	4	52	7	11	3	37
22 Tu.	4	23	7	40	rises.		4	29	7	35	rises.		7	33	4	35	7	29	rises.		4	52	7	11	rises.	
23 W.	4	23	7	41	8	48	4	29	7	35	8	44	8	31	4	35	7	29	8	40	4	53	7	11	8	26
24 Th.	4	23	7	41	9	20	4	29	7	35	9	23	9	30	4	35	7	29	9	20	4	53	7	11	9	10
25 Fr.	4	24	7	41	9	57	4	30	7	35	9	55	10	29	4	36	7	29	7	54	4	53	7	12	9	47
26 Sa.	4	24	7	41	10	27	4	30	7	35	10	24	11	24	4	36	7	29	10	23	4	54	7	12	10	21
27 S.	4	24	7	41	10	50	4	31	7	35	10	50		4	36	7	29	10	51	4	54	7	12	10	52
28 M.	4	25	7	41	11	12	4	31	7	35	11	16	0	37	4	37	7	29	11	18	4	54	7	12	11	23
29 Tu.	4	25	7	41	11	30	4	31	7	35	11	42	1	26	4	37	7	29	11	45	4	55	7	12	11	54
30 W.	4	26	7	41	morn		4	32	7	35	morn		2	15	4	38	7	29	morn		4	55	7	12	morn	

To find the time of high tide at fifty places in the United States, see page 5.

NOTABLE EVENTS IN JUNE.

- June 1, 1792. Kentucky admitted into the Union.
- " 7, 1765. First American Congress, New York.
- " 12, 1846. Oregon treaty with Great Britain signed.
- " 14, 1777. United States flag, 13 stars and stripes, adopted.
- " 15, 1836. Arkansas admitted into the Union.
- " 17, 1775. Battle of Bunker Hill.
- " 18, 1815. Battle of Waterloo.
- " 19, 1863. West Virginia admitted into the Union.
- " 21, 1788. New Hampshire ratified the Constitution.
- " 24, 1497. Newfoundland discovered by Cabot.
- " 25, 1788. Virginia ratified the Constitution.

MOON'S PHASES.	D.	BOSTON.	NEW YORK.	WASHINGTON.	CHARLESTON.	CHICAGO.
New Moon.....	7	8 h. 37 m. M.	8 h. 25 m. M.	8 h. 13 m. M.	8 h. 1 m. M.	7 h. 31 m. M.
First Quarter..	15	1 h. 32 m. M.	1 h. 20 m. M.	1 h. 8 m. M.	0 h. 56 m. M.	0 h. 26 m. M.
Full Moon.....	21	4 h. 18 m. A.	4 h. 6 m. A.	3 h. 54 m. A.	3 h. 42 m. A.	3 h. 12 m. A.
Third Quarter.	28	6 h. 57 m. A.	6 h. 45 m. A.	6 h. 33 m. A.	6 h. 21 m. A.	5 h. 51 m. A.

		Calendar for Boston, New England, New York State, Michigan, Wisconsin, Iowa, Minnesota, Oregon.						Calendar for N. Y. City, Philadelphia, Connecticut, New Jersey, Pennsylvania, Ohio, Indiana, Illinois, Nebraska.						Calendar for Washington, Maryland, Delaware, Virginia, Kentucky, Missouri, Kansas, Colorado, Nevada, California.						Calendar for Charleston, North Carolina, Tennessee, Georgia, Alabama, Mississippi, Louisiana, Texas, Arkansas.							
		Sun Rises.		Sun Sets.		Moon Rises.		Sun Rises.		Sun Sets.		Moon Rises.		High Water at N. Y.		Sun Rises.		Sun Sets.		Moon Rises.		Sun Rises.		Sun Sets.		Moon Rises.	
		H.	M.	H.	M.	H.	M.	H.	M.	H.	M.	H.	M.	H.	M.	H.	M.	H.	M.	H.	M.	H.	M.	H.	M.	H.	M.
1	Th.	4	27	7	41	0	6	4	32	7	35	0	11	3	6	4	38	7	29	0	15	4	55	7	12	0	26
2	Fr.	4	27	7	41	0	37	4	33	7	35	0	42	4	4	4	39	7	29	0	47	4	56	7	12	1	2
3	Sa.	4	28	7	40	1	12	4	33	7	35	1	18	4	58	4	39	7	29	1	24	4	56	7	12	1	41
4	S.	4	28	7	40	1	53	4	34	7	34	1	59	5	57	4	40	7	29	2	5	4	57	7	12	2	24
5	M.	4	29	7	40	2	40	4	35	7	34	2	46	6	43	4	40	7	28	2	53	4	57	7	12	3	12
6	Tu.	4	30	7	40	3	33	4	35	7	34	3	39	7	25	4	41	7	28	3	45	4	58	7	11	4	4
7	W.	4	30	7	39	sets.		4	36	7	34	sets.		8	4	4	41	7	28	sets.		4	58	7	11	sets.	
8	Th.	4	31	7	39	8	16	4	36	7	33	8	12	8	44	4	42	7	28	8	9	4	59	7	11	7	57
9	Fr.	4	32	7	38	8	43	4	37	7	33	8	41	9	24	4	43	7	27	8	38	4	59	7	11	8	30
10	Sa.	4	32	7	38	9	9	4	38	7	33	9	7	10	5	4	43	7	27	9	6	5	0	7	10	9	1
11	S.	4	33	7	37	9	32	4	38	7	32	9	32	10	46	4	44	7	27	9	32	5	0	7	10	9	30
12	M.	4	34	7	37	9	56	4	39	7	32	9	57	11	28	4	45	7	26	9	58	5	1	7	10	10	1
13	Tu.	4	35	7	36	10	21	4	40	7	31	10	23		4	45	7	26	10	25	5	1	7	10	10	31
14	W.	4	35	7	36	10	48	4	41	7	31	10	52	0	29	4	46	7	25	10	55	5	2	7	9	11	5
15	Th.	4	36	7	35	11	21	4	41	7	30	11	25	1	15	4	47	7	25	11	30	5	3	7	9	11	44
16	Fr.	4	37	7	35	morn		4	42	7	29	morn		2	7	4	48	7	24	morn		5	3	7	9	morn	
17	Sa.	4	38	7	34	0	1	4	43	7	29	0	6	3	6	4	48	7	24	0	12	5	4	7	8	0	28
18	S.	4	39	7	33	0	49	4	44	7	28	0	56	4	17	4	49	7	23	1	3	5	4	7	8	1	21
19	M.	4	40	7	32	1	49	4	45	7	27	1	56	5	26	4	50	7	22	2	3	5	5	7	7	2	22
20	Tu.	4	41	7	32	3	0	4	46	7	27	3	6	6	28	4	51	7	22	3	13	5	6	7	7	3	31
21	W.	4	42	7	31	rises.		4	46	7	26	rises.		7	25	4	51	7	21	rises.		5	6	7	6	rises.	
22	Th.	4	43	7	30	7	54	4	47	7	25	7	52	8	20	4	52	7	20	7	49	5	7	7	6	7	41
23	Fr.	4	43	7	29	8	24	4	48	7	24	8	23	9	17	4	53	7	19	8	22	5	8	7	5	8	17
24	Sa.	4	44	7	28	8	51	4	49	7	24	8	51	10	10	4	54	7	19	8	51	5	8	7	4	8	50
25	S.	4	45	7	27	9	16	4	50	7	23	9	17	11	0	4	55	7	18	9	19	5	9	7	4	9	22
26	M.	4	46	7	26	9	41	4	51	7	22	9	44	11	47	4	56	7	17	9	46	5	10	7	3	9	53
27	Tu.	4	47	7	25	10	8	4	52	7	21	10	12	0	6	4	56	7	16	10	16	5	10	7	3	10	26
28	W.	4	48	7	24	10	38	4	53	7	20	10	43	0	53	4	57	7	15	10	47	5	11	7	2	11	1
29	Th.	4	49	7	23	11	12	4	54	7	19	11	17	1	40	4	58	7	14	11	23	5	12	7	1	11	40
30	Fr.	4	50	7	22	11	50	4	55	7	18	11	56	2	29	4	59	7	13	morn		5	12	7	0	morn	
31	Sa.	4	51	7	21	morn		4	56	7	17	morn		3	24	5	0	7	12	0	3	5	13	6	59	0	21

To find the time of high tide at fifty places in the United States, see page 5.

NOTABLE EVENTS IN JULY.

- July 3, 1778. Massacre at Wyoming Valley.
- " 4, 1776. Declaration of Independence signed.
- " 9, 1755. General Braddock's defeat on the Monongahela.
- " 13, 1787. Ordinance of 1787, Northwest Territory, passed Congress.
- " 16, 1790. District of Columbia established.
- " 21, 1796. Robert Burns died, aged 37.
- " 25, 1868. Territory of Wyoming organized.
- " 26, 1788. New York ratified the Constitution.
- " 27, 1789. The Department of State established.

8TH MONTH.]

AUGUST.

[31 DAYS.

MOON'S PHASES.	D.	BOSTON.	NEW YORK.	WASHINGTON.	CHARLESTON.	CHICAGO.
New Moon.....	5	11 h. 4 m. A.	10 h. 52 m. A.	10 h. 40 m. A.	10 h. 28 A.	9 h. 58 A.
First Quarter..	13	7 h. 58 m. M.	7 h. 46 m. M.	7 h. 34 m. M.	7 h. 22 M.	6 h. 52 M.
Full Moon.....	20	0 h. 34 m. M.	0 h. 22 m. M.	0 h. 10 m. M.	19d. 11 h. 58 A.	19d. 11 h. 28 A.
Third Quarter.	27	11 h. 31 m. M.	11 h. 19 m. M.	11 h. 7 m. M.	10 h. 55 M.	10 h. 25 M.

	Calendar for Boston, New England, New York State, Michigan, Wisconsin, Iowa, Minnesota, Oregon.						Calendar for N. Y. City, Philadelphia, Connecticut, New Jersey, Pennsylvania, Ohio, Indiana, Illinois, Nebraska.						Calendar for Washington, Maryland, Delaware, Virginia, Kentucky, Missouri, Kansas, Colorado, Nevada, California.						Calendar for Charleston, North Carolina, Tennessee, Georgia, Alabama, Mississippi, Louisiana, Texas, Arkansas.							
	Sun Rises.		Sun Sets.		Moon Rises.		Sun Rises.		Sun Sets.		Moon Rises.		High Water at N. Y.		Sun Rises.		Sun Sets.		Moon Rises.		Sun Rises.		Sun Sets.		Moon Rises.	
	H.	M.	H.	M.	H.	M.	H.	M.	H.	M.	H.	M.	H.	M.	H.	M.	H.	M.	H.	M.	H.	M.	H.	M.	H.	M.
1 S.	4	52	7	20	0	35	4	56	7	16	0	41	4	24	5	17	11	0	48	5	14	6	59	1	7	
2 M.	4	53	7	19	1	26	4	57	7	15	1	32	5	24	5	27	10	1	39	5	14	6	58	1	58	
3 Tu.	4	54	7	18	2	22	4	58	7	14	2	28	6	17	5	37	9	2	34	5	15	6	57	2	52	
4 W.	4	55	7	16	3	22	4	59	7	12	3	27	7	1	5	47	8	3	33	5	16	6	56	3	48	
5 Th.	4	57	7	15	sets.		5	0	7	11	sets.		7	41	5	47	7	sets.		5	16	6	55	sets.		
6 Fr.	4	58	7	14	7	13	5	1	7	10	7	11	8	21	5	57	6	7	10	5	17	6	54	7	4	
7 Sa.	4	59	7	13	7	38	5	2	7	9	7	37	9	0	5	67	5	7	36	5	18	6	53	7	34	
8 S.	5	0	7	11	8	2	5	3	7	8	8	2	9	39	5	77	4	8	3	5	18	6	52	8	4	
9 M.	5	1	7	10	8	26	5	4	7	6	8	28	10	20	5	87	3	8	30	5	19	6	51	8	36	
10 Tu.	5	2	7	9	8	53	5	5	7	5	8	56	11	2	5	97	2	8	59	5	20	6	50	9	7	
11 W.	5	3	7	7	9	23	5	6	7	4	9	27	11	46	5	107	1	9	32	5	21	6	49	9	44	
12 Th.	5	4	7	6	9	59	5	7	7	2	10	5	0	5	5	117	0	10	10	5	21	6	48	10	26	
13 Fr.	5	5	7	4	10	43	5	8	7	1	10	50	0	55	5	126	58	10	56	5	22	6	47	11	14	
14 Sa.	5	6	7	3	11	37	5	9	7	0	11	44	1	48	5	136	56	11	51	5	23	6	46	morn		
15 S.	5	7	7	2	morn		5	10	6	58	morn		2	54	5	146	55	morn		5	23	6	45	0	10	
16 M.	5	8	7	0	0	41	5	11	6	57	0	48	4	8	5	146	54	0	54	5	24	6	44	1	13	
17 Tu.	5	9	6	59	1	53	5	12	6	56	1	59	5	19	5	156	52	2	5	5	25	6	43	2	22	
18 W.	5	10	6	57	3	9	5	13	6	54	3	14	6	22	5	166	51	3	19	5	25	6	42	3	32	
19 Th.	5	11	6	56	4	26	5	14	6	53	4	29	7	16	5	176	50	4	33	5	26	6	41	4	42	
20 Fr.	5	12	6	54	rises.		5	15	6	52	rises.		8	9	5	186	49	rises.		5	27	6	40	rises.		
21 Sa.	5	13	6	52	7	16	5	16	6	50	7	17	8	59	5	196	47	7	18	5	27	6	39	7	19	
22 S.	5	15	6	51	7	42	5	17	6	48	7	44	9	46	5	206	46	7	46	5	28	6	37	7	52	
23 M.	5	16	6	49	8	9	5	18	6	47	8	12	10	32	5	216	44	8	15	5	29	6	36	8	24	
24 Tu.	5	17	6	48	8	38	5	19	6	45	8	42	11	17	5	226	43	8	46	5	29	6	35	8	59	
25 W.	5	18	6	46	9	10	5	20	6	44	9	16	5	236	41	9	21	5	30	6	34	9	36	
26 Th.	5	19	6	45	9	48	5	21	6	42	9	54	0	20	5	236	40	10	0	5	31	6	33	10	17	
27 Fr.	5	20	6	43	10	30	5	22	6	41	10	37	1	6	5	246	38	10	43	5	31	6	31	11	2	
28 Sa.	5	21	6	41	11	19	5	23	6	39	11	25	1	54	5	256	37	11	32	5	32	6	30	11	51	
29 S.	5	22	6	40	morn		5	24	6	38	morn		2	47	5	266	35	morn		5	33	6	29	morn		
30 M.	5	23	6	38	0	13	5	25	6	36	0	19	3	48	5	276	34	0	25	5	33	6	28	0	43	
31 Tu.	5	24	6	36	1	7	5	26	6	34	1	13	4	49	5	286	32	1	23	5	34	6	26	1	35	

To find the time of high tide at fifty places in the United States, see page 5.

NOTABLE EVENTS IN AUGUST.

- August 1, 1876. Colorado admitted into the Union.
- " 3, 1492. Columbus sailed from Palos for America.
- " 5, 1858. First Atlantic cable landed.
- " 7, 1789. War Department established.
- " 9, 1842. First Treaty of Washington (Ashburton and Webster) signed.
- " 10, 1821. Missouri admitted into the Union.
- " 15, 1769. Napoleon Bonaparte born.
- " 19, 1812. Frigate Guerriere captured by the Constitution.
- " 24, 1814. British army entered Washington.

MOON'S PHASES.	D.	BOSTON.	NEW YORK.	WASHINGTON.	CHARLESTON.	CHICAGO.
New Moon. . . .	4	0 h. 8 m. A.	11 h. 56 m. M.	11 h. 44 m. M.	11 h. 32 m. M.	11 h. 2 m. M.
First Quarter ..	11	1 h. 41 m. A.	1 h. 29 m. A.	1 h. 17 m. A.	1 h. 5 m. A.	0 h. 35 m. A.
Full Moon.....	18	10 h. 45 m. M.	10 h. 33 m. M.	10 h. 21 m. M.	10 h. 9 m. M.	9 h. 39 m. M.
Third Quarter..	26	6 h. 24 m. M.	6 h. 12 m. M.	6 h. 0 m. M.	5 h. 48 m. M.	5 h. 18 m. M.

	Calendar for Boston, New England, New York State, Michigan, Wisconsin, Iowa, Minnesota, Oregon.						Calendar for N. Y. City, Philadelphia, Connecticut, New Jersey, Pennsylvania, Ohio, Indiana, Illinois, Nebraska.						Calendar for Washington, Maryland, Delaware, Virginia, Kentucky, Missouri, Kansas, Colorado, Nevada, California.						Calendar for Charleston, North Carolina, Tennessee, Georgia, Alabama, Mississippi, Louisiana, Texas, Arkansas.							
	Sun rises.		Sun sets.		Moon rises.		Sun rises.		Sun sets.		Moon rises.		High Water at N. Y.		Sun rises.		Sun sets.		Moon rises.		Sun rises.		Sun sets.		Moon rises.	
	H.	M.	H.	M.	H.	M.	H.	M.	H.	M.	H.	M.	H.	M.	H.	M.	H.	M.	H.	M.	H.	M.	H.	M.	H.	M.
1 W.	5	25	6	35	2	13	5	27	6	33	2	18	5	44	5	29	6	31	2	22	5	35	6	25	2	35
2 Th.	5	26	6	33	3	16	5	28	6	31	3	20	6	33	5	30	6	29	3	24	5	35	6	24	3	33
3 Fr.	5	27	6	31	4	20	5	29	6	30	4	23	7	14	5	31	6	28	4	25	5	36	6	23	4	21
4 Sa.	5	28	6	30	sets.		5	30	6	28	sets.		7	53	5	32	6	26	sets.		5	37	6	21	sets.	
5 S.	5	29	6	28	6	32	5	31	6	26	6	33	8	32	5	33	6	25	6	34	5	37	6	20	6	37
6 M.	5	30	6	26	6	57	5	32	6	25	7	0	9	12	5	33	6	23	7	3	5	38	6	19	7	10
7 Tu.	5	31	6	24	7	27	5	33	6	23	7	31	9	54	5	34	6	22	7	35	5	39	6	17	7	46
8 W.	5	33	6	23	8	2	5	34	6	21	8	6	10	39	5	35	6	20	8	11	5	39	6	16	8	26
9 Th.	5	34	6	21	8	43	5	35	6	20	8	54	11	26	5	36	6	18	8	55	5	40	6	15	9	12
10 Fr.	5	35	6	19	9	33	5	36	6	18	9	40		5	37	6	17	9	46	5	40	6	13	10	5
11 Sa.	5	36	6	17	10	33	5	37	6	16	10	39	0	44	5	38	6	15	10	46	5	41	6	12	11	4
12 S.	5	37	6	16	11	41	5	38	6	15	11	47	1	43	5	39	6	14	11	53	5	42	6	11	morn	
13 M.	5	38	6	14	morn		5	39	6	13	morn		2	49	5	40	6	12	morn		5	42	6	9	0	10
14 Tu.	5	39	6	12	0	53	5	40	6	11	0	58	4	4	5	41	6	11	1	3	5	43	6	8	1	18
15 W.	5	40	6	10	2	7	5	41	6	10	2	11	5	13	5	41	6	9	2	15	5	43	6	6	2	26
16 Th.	5	41	6	8	3	21	5	42	6	8	3	23	6	12	5	42	6	7	3	26	5	44	6	5	3	33
17 Fr.	5	42	6	7	4	33	5	43	6	6	4	34	7	3	5	43	6	6	4	35	5	45	6	4	4	38
18 Sa.	5	43	6	5	rises.		5	44	6	4	rises.		7	52	5	44	6	4	rises.		5	46	6	3	rises.	
19 S.	5	44	6	3	6	9	5	45	6	3	6	12	8	38	5	45	6	2	6	14	5	46	6	1	6	19
20 M.	5	45	6	1	6	38	5	46	6	1	6	41	9	20	5	46	6	1	6	45	5	47	6	0	6	55
21 Tu.	5	46	6	0	7	9	5	47	5	59	7	14	10	3	5	47	5	58	7	18	5	48	5	58	7	32
22 W.	5	47	5	58	7	45	5	48	5	58	7	50	10	45	5	48	5	57	7	56	5	48	5	57	8	12
23 Th.	5	49	5	56	8	24	5	49	5	56	8	32	11	27	5	49	5	56	8	38	5	49	5	56	8	57
24 Fr.	5	50	5	54	9	12	5	50	5	54	9	2		5	50	5	54	9	25	5	50	5	54	9	43
25 Sa.	5	51	5	53	10	4	5	51	5	53	10	10	0	35	5	51	5	53	10	16	5	50	5	53	10	34
26 S.	5	52	5	51	11	0	5	52	5	51	11	6	1	22	5	51	5	52	11	12	5	51	5	52	11	28
27 M.	5	53	5	49	morn		5	53	5	49	morn		2	13	5	52	5	50	morn		5	52	5	50	morn	
28 Tu.	5	54	5	47	0	1	5	54	5	48	0	5	3	10	5	53	5	49	0	10	5	52	5	49	0	24
29 W.	5	55	5	45	1	2	5	55	5	46	1	6	4	11	5	54	5	48	1	10	5	53	5	48	1	21
30 Th.	5	56	5	44	2	5	5	56	5	44	2	8	5	8	5	55	5	46	2	11	5	54	5	46	2	19

To find the time of high tide at fifty places in the United States, see page 5.

NOTABLE EVENTS IN SEPTEMBER.

- Sept. 2, 1789. Treasury Department established.
- " 3, 1783. Definitive Treaty of Peace with Great Britain.
- " 4, 1870. French Republic proclaimed.
- " 9, 1850. California admitted to the Union.
- " 10, 1813. Commodore Perry's victory, Battle of Lake Erie.
- " 15, 1789. J. Fenimore Cooper born.
- " 17, 1787. Constitution of the United States adopted by the Convention.
- " 18, 1793. Washington laid the corner-stone of the Capitol.
- " 21, 1832. Sir Walter Scott died, aged 61.
- " 22, 1789. Post-Office Department established.
- " 29, 1066. William the Conqueror landed in England.

10TH MONTH.]

OCTOBER.

[31 DAYS.

MOON'S PHASES.	D.	BOSTON.	NEW YORK.	WASHINGTON.	CHARLESTON.	CHICAGO.
New Moon.....	3	11 h. 50 m. A.	11 h. 47 m. A.	11 h. 35 m. A.	11 h. 23 m. A.	10 h. 53 m. A.
First Quarter..	10	7 h. 51 m. A.	7 h. 30 m. A.	7 h. 27 m. A.	7 h. 15 m. A.	6 h. 45 m. A.
Full Moon.....	17	11 h. 42 m. A.	11 h. 30 m. A.	11 h. 13 m. A.	11 h. 6 m. A.	10 h. 33 m. A.
Third Quarter..	26	2 h. 15 m. M.	2 h. 3 m. M.	1 h. 52 m. M.	1 h. 30 m. M.	1 h. 9 m. M.

	Calendar for Boston, New England, New York State, Michigan, Wisconsin, Iowa, Minnesota, Oregon.						Calendar for N. Y. City, Philadelphia, Connecticut, New Jersey, Pennsylvania, Ohio, Indiana, Illinois, Nebraska.						Calendar for Washington, Maryland, Delaware, Virginia, Kentucky, Missouri, Kansas, Colorado, Nevada, California.						Calendar for Charleston, North Carolina, Tennessee, Georgia, Alabama, Mississippi, Louisiana, Texas, Arkansas.										
	Sun Rises.		Sun Sets.		Moon Rises.		Sun Rises.		Sun Sets.		Moon Rises.		High Water at N. Y.		Sun Rises.		Sun Sets.		Moon Rises.		Sun Rises.		Sun Sets.		Moon Rises.				
	H.	M.	H.	M.	H.	M.	H.	M.	H.	M.	H.	M.	H.	M.	H.	M.	H.	M.	H.	M.	H.	M.	H.	M.	H.	M.			
1 Fr.	5	57	5	42	3	10	5	57	5	43	3	11	5	57	5	56	5	43	3	13	5	54	5	46	3	18			
2 Sa.	5	58	5	40	4	16	5	58	5	41	4	16	6	41	5	57	5	42	4	17	5	55	5	45	4	18			
3 S.	6	0	5	39	sets.	6	0	5	39	sets.	7	21	5	58	5	40	sets.	5	56	5	43	sets.							
4 M.	6	1	5	37	5	28	6	1	5	38	5	31	8	2	5	59	5	39	5	35	5	56	5	41	5	44			
5 Tu.	6	2	5	35	6	2	6	2	5	36	6	6	8	44	6	0	5	37	6	11	5	57	5	40	6	24			
6 W.	6	3	5	33	6	42	6	3	5	34	6	47	9	30	6	1	5	35	6	53	5	58	5	39	7	9			
7 Th.	6	4	5	32	7	30	6	4	5	33	7	37	10	19	6	2	5	34	7	43	5	58	5	37	8	1			
8 Fr.	6	5	5	30	8	28	6	5	5	31	8	35	11	12	6	3	5	33	8	41	5	59	5	36	9	0			
9 Sa.	6	6	5	28	9	34	6	6	5	29	9	40	6	4	5	31	9	46	6	0	5	35	10	4				
10 S.	6	7	5	27	10	45	6	7	5	28	10	50	0	39	6	5	5	29	10	55	6	1	5	33	11	11			
11 M.	6	8	5	25	11	57	6	8	5	26	morn	1	40	6	6	5	23	morn	6	1	5	32	morn						
12 Tu.	6	10	5	24	morn	6	9	5	25	0	1	2	44	6	7	5	26	0	6	6	2	5	31	0	18				
13 W.	6	11	5	22	1	9	6	10	5	23	1	12	3	55	6	8	5	25	1	15	6	3	5	30	1	23			
14 Th.	6	12	5	20	2	20	6	11	5	22	2	21	5	0	6	9	5	23	2	23	6	4	5	29	2	27			
15 Fr.	6	13	5	19	3	29	6	12	5	20	3	28	5	56	6	10	5	22	3	26	6	4	5	27	3	30			
16 Sa.	6	14	5	17	4	36	6	13	5	19	4	35	6	45	6	11	5	21	4	35	6	5	5	26	4	32			
17 S.	6	16	5	15	rises.	6	14	5	17	rises.	7	29	6	12	5	19	rises.	6	6	5	25	rises.							
18 M.	6	17	5	14	5	8	6	15	5	16	5	12	8	12	6	13	5	18	5	18	6	7	5	24	5	29			
19 Tu.	6	18	5	12	5	42	6	16	5	14	5	47	8	53	6	14	5	16	5	53	6	7	5	23	6	8			
20 W.	6	19	5	11	6	21	6	17	5	13	6	27	9	33	6	15	5	15	6	33	6	8	5	22	6	50			
21 Th.	6	20	5	9	7	8	6	18	5	11	7	12	10	14	6	16	5	14	7	18	6	9	5	20	7	37			
22 Fr.	6	21	5	8	7	56	6	19	5	10	8	2	10	56	6	17	5	12	8	8	6	10	5	19	8	27			
23 Sa.	6	23	5	6	8	50	6	20	5	9	8	56	11	41	6	18	5	11	9	2	6	11	5	18	9	19			
24 S.	6	24	5	5	9	48	6	21	5	7	9	54	0	4	6	19	5	10	9	59	6	11	5	17	10	14			
25 M.	6	25	5	3	10	49	6	23	5	6	10	53	0	51	6	20	5	8	10	57	6	12	5	16	11	10			
26 Tu.	6	26	5	2	11	50	6	24	5	4	11	54	1	39	6	21	5	7	11	57	6	13	5	15	morn				
27 W.	6	28	5	0	morn	6	25	5	3	morn	2	30	6	22	5	6	morn	6	14	5	14	0	6						
28 Th.	6	29	4	59	0	53	6	26	5	2	0	55	3	20	6	23	5	5	0	57	6	15	5	13	1	3			
29 Fr.	6	30	4	58	1	57	6	27	5	0	1	58	4	18	6	24	5	3	1	59	6	16	5	12	2	1			
30 Sa.	6	31	4	56	3	3	6	28	4	59	3	3	5	17	6	25	5	2	3	3	6	16	5	11	3	2			
31 S.	6	33	4	55	4	12	6	30	4	58	4	11	6	4	6	26	5	1	4	9	6	17	5	10	4	4			

To find the time of high tide at fifty places in the United States, see page 5.

NOTABLE EVENTS IN OCTOBER.

- Oct. 2, 1833. First Railroad in the United States.
- " 8, 1871. Great fire at Chicago—loss, \$195,000,000.
- " 12, 1492. Columbus discovered America at San Salvador.
- " 16, 1725. First paper in New York issued—*New York Gazette*.
- " 17, 1777. Surrender of Burgoyne at Saratoga.
- " 19, 1781. Surrender of Cornwallis at Yorktown.
- " 22, 1385. Revocation of the Edict of Nantes.
- " 24, 1852. Daniel Webster died, aged 70.
- " 31, 1864. Nevada admitted into the Union.

MOON'S PHASES.	D	BOSTON.	NEW YORK.	WASHINGTON.	CHARLESTON.	CHICAGO.
New Moon.....	2	11 h. 11 m. M.	10 h. 59 m. M.	10 h. 47 m. M.	10 h. 35 m. M.	10 h. 5 m. M.
First Quarter..	9	3 h. 36 m. M.	3 h. 24 m. M.	3 h. 12 m. M.	3 h. 0 m. M.	2 h. 30 m. M.
Full Moon.....	16	3 h. 55 m. A.	3 h. 43 m. A.	3 h. 31 m. A.	3 h. 19 m. A.	2 h. 49 m. A.
Third Quarter..	24	9 h. 11 m. A.	8 h. 59 m. A.	8 h. 47 m. A.	8 h. 35 m. A.	8 h. 5 m. A.

	Calendar for Boston, New England, New York State, Michigan, Wisconsin, Iowa, Minnesota, Oregon.						Calendar for N. Y. City, Philadelphia, Connecticut, New Jersey, Pennsylvania, Ohio, Indiana, Illinois, Nebraska.						Calendar for Washington, Maryland, Delaware, Virginia, Kentucky, Missouri, Kansas, Colorado, Nevada, California.						Calendar for Charleston, North Carolina, Tennessee, Georgia, Alabama, Mississippi, Louisiana, Texas, Arkansas.												
	Sun Rises.		Sun Sets.		Moon Rises.		Sun Rises.		Sun Sets.		Moon Rises.		High Water at N. Y.		Sun Rises.		Sun Sets.		Moon Rises.		Sun Rises.		Sun Sets.		Moon Rises.						
	H.	M.	H.	M.	H.	M.	H.	M.	H.	M.	H.	M.	H.	M.	H.	M.	H.	M.	H.	M.	H.	M.	H.	M.	H.	M.	H.	M.	H.	M.	H.
1 M.	6	34	4	54	5	24	6	31	4	57	5	21	6	48	6	28	5	0	5	18	6	18	5	9	5	10					
2 Tu.	6	35	4	52	sets.		6	32	4	56	sets.		7	32	6	29	4	59	sets.		6	19	5	9	sets.						
3 W.	6	36	4	51	5	22	6	33	4	54	5	28	8	18	6	30	4	58	5	34	6	20	5	8	5	51					
4 Th.	6	37	4	50	6	18	6	34	4	53	6	24	9	8	6	31	4	57	6	31	6	21	5	7	6	49					
5 Fr.	6	39	4	49	7	23	6	35	4	52	7	29	10	2	6	32	4	56	7	36	6	22	5	6	7	54					
6 Sa.	6	40	4	48	8	34	6	37	4	51	8	40	11	0	6	33	4	55	8	46	6	23	5	5	9	10					
7 S.	6	41	4	46	9	48	6	38	4	50	9	52	11	59	6	34	4	54	9	57	6	23	5	4	10	10					
8 M.	6	43	4	45	11	1	6	39	4	49	11	4	0	32	6	35	4	53	11	8	6	24	5	4	11	17					
9 Tu.	6	44	4	44	morn		6	40	4	48	morn		1	31	6	36	4	52	morn		6	25	5	3	morn						
10 W.	6	45	4	43	0	12	6	41	4	47	0	14	2	31	6	37	4	51	0	16	6	26	5	2	0	21					
11 Th.	6	46	4	42	1	20	6	43	4	46	1	21	3	33	6	39	4	50	1	22	6	27	5	2	1	24					
12 Fr.	6	48	4	41	2	27	6	44	4	45	2	27	4	33	6	40	4	49	2	26	6	28	5	1	2	24					
13 Sa.	6	49	4	40	3	33	6	45	4	44	3	32	5	29	6	41	4	48	3	30	6	29	5	0	3	24					
14 S.	6	50	4	39	4	38	6	46	4	43	4	35	6	20	6	42	4	47	4	33	6	30	5	0	4	24					
15 M.	6	51	4	38	5	42	6	47	4	42	5	39	7	4	6	43	4	47	5	35	6	31	4	59	5	23					
16 Tu.	6	53	4	37	rises.		6	48	4	41	rises.		7	46	6	44	4	46	rises.		6	31	4	58	rises.						
17 W.	6	54	4	37	5	0	6	50	4	41	5	7	8	24	6	45	4	45	5	13	6	32	4	58	5	31					
18 Th.	6	55	4	36	5	49	6	51	4	40	5	55	9	4	6	47	4	44	6	1	6	33	4	57	6	20					
19 Fr.	6	56	4	35	6	42	6	52	4	39	6	48	9	45	6	48	4	44	6	54	6	34	4	57	7	12					
20 Sa.	6	57	4	34	7	39	6	53	4	39	7	44	10	27	6	49	4	43	7	50	6	35	4	57	8	6					
21 S.	6	58	4	34	8	38	6	54	4	38	8	43	11	10	6	50	4	43	8	48	6	36	4	56	9	1					
22 M.	7	0	4	33	9	39	6	55	4	37	9	42	11	54	6	51	4	42	9	46	6	37	4	56	9	56					
23 Tu.	7	1	4	32	10	40	6	56	4	37	10	42	0	19	6	52	4	41	10	45	6	38	4	55	10	52					
24 W.	7	2	4	32	11	42	6	58	4	36	11	43	1	04	6	53	4	41	11	45	6	39	4	55	11	48					
25 Th.	7	3	4	31	morn		6	59	4	36	morn		1	48	6	54	4	41	morn		6	40	4	55	morn						
26 Fr.	7	5	4	30	0	44	7	0	4	35	0	45	2	37	6	55	4	40	0	45	6	41	4	55	0	46					
27 Sa.	7	6	4	30	1	50	7	1	4	35	1	50	3	31	6	56	4	40	1	49	6	41	4	54	1	45					
28 S.	7	7	4	30	2	58	7	2	4	34	2	57	4	28	6	57	4	39	2	55	6	42	4	54	2	48					
29 M.	7	8	4	29	4	11	7	3	4	34	4	8	5	23	6	58	4	39	4	5	6	43	4	54	3	53					
30 Tu.	7	9	4	29	5	25	7	4	4	34	5	21	6	14	6	59	4	39	5	17	6	44	4	54	5	3					

To find the time of high tide at fifty places in the United States, see page 5.

NOTABLE EVENTS IN NOVEMBER.

- Nov. 2, 1783. Washington's farewell orders to American armies.
- " 7, 1665. *London Gazette*, oldest living journal; first published.
- " 8, 1835. New York and Erie Railroad begun.
- " 9, 1872. Great fire at Boston—loss, \$73,600,000.
- " 17, 1800. First meeting of Congress at Washington.
- " 19, 1794. Jay's Treaty with Great Britain signed.
- " 21, 1789. North Carolina ratified the Constitution.
- " 25, 1783. Evacuation of New York by the British.
- " 29, 1802. Ohio admitted into the Union.

12TH MONTH.]

DECEMBER.

[31 DAYS.

MOON'S PHASES.	D.	BOSTON.	NEW YORK.	WASHINGTON.	CHARLESTON.	CHICAGO.
New Moon.....	1	10 h. 12 m. A.	10 h. 0 m. A.	9 h. 48 m. A.	9 h. 36 m. A.	9 h. 6 m. A.
First Quarter..	8	1 h. 54 m. A.	1 h. 42 m. A.	1 h. 30 m. A.	1 h. 18 m. A.	0 h. 48 m. A.
Full Moon.....	16	10 h. 52 m. M.	10 h. 40 m. M.	10 h. 28 m. M.	10 h. 16 m. M.	9 h. 46 m. M.
Third Quarter..	24	2 h. 13 m. A.	2 h. 1 m. A.	1 h. 49 m. A.	1 h. 37 m. A.	1 h. 7 m. A.
New Moon.....	31	9 h. 12 m. M.	9 h. 0 m. M.	8 h. 48 m. M.	8 h. 36 m. M.	8 h. 6 m. M.

		Calendar for Boston, New England, New York State, Michigan, Wisconsin, Iowa, Minnesota, Oregon.						Calendar for N. Y. City, Philadelphia, Connecticut, New Jersey, Pennsylvania, Ohio, Indiana, Illinois, Nebraska.						Calendar for Washington, Maryland, Delaware, Virginia, Kentucky, Missouri, Kansas, Colorado, Nevada, California.						Calendar for Charleston, North Carolina, Tennessee, Georgia, Alabama, Mississippi, Louisiana, Texas, Arkansas.							
		Sun Rises.		Sun Sets.		Moon Rises.		Sun Rises.		Sun Sets.		Moon Rises.		High Water at N. Y.		Sun Rises.		Sun Sets.		Moon Rises.		Sun Rises.		Sun Sets.		Moon Rises.	
		H.	M.	H.	M.	H.	M.	H.	M.	H.	M.	H.	M.	H.	M.	H.	M.	H.	M.	H.	M.	H.	M.	H.	M.	H.	M.
1	W.	7	10	4	29	sets.	7	5	4	33	sets.	7	3	7	0	4	39	sets.	6	45	4	54	sets.	6	45	4	54
2	Th.	7	11	4	28	5	2	7	6	4	33	5	9	7	55	7	14	38	5	16	6	46	4	54	5	33	
3	Fr.	7	12	4	28	6	14	7	7	4	33	6	21	8	45	7	24	38	6	26	6	47	4	54	6	43	
4	Sa.	7	13	4	28	7	30	7	8	4	33	7	35	9	48	7	34	38	7	40	6	47	4	54	7	54	
5	S.	7	14	4	28	8	46	7	9	4	33	8	50	10	48	7	44	38	8	54	6	48	4	54	9	5	
6	M.	7	15	4	27	10	0	7	10	4	33	10	3	11	46	7	54	38	10	5	6	49	4	54	10	12	
7	Tu.	7	16	4	27	11	11	7	11	4	33	11	12	0	19	7	64	38	11	14	6	50	4	54	11	16	
8	W.	7	17	4	27	morn	7	12	4	33	morn	1	13	7	74	38	morn	6	51	4	54	morn	6	51	4	54	morn
9	Th.	7	18	4	27	0	20	7	13	4	33	0	20	2	6	7	74	38	0	20	6	51	4	54	0	19	
10	Fr.	7	19	4	27	1	26	7	14	4	33	1	25	3	1	7	84	38	1	23	6	52	4	54	1	19	
11	Sa.	7	20	4	27	2	31	7	14	4	33	2	29	4	0	7	94	38	2	26	6	53	4	55	2	18	
12	S.	7	20	4	28	3	35	7	15	4	33	3	32	4	58	7	104	38	3	28	6	53	4	56	3	17	
13	M.	7	21	4	28	4	37	7	16	4	33	4	33	5	52	7	104	38	4	29	6	54	4	56	4	14	
14	Tu.	7	22	4	28	5	35	7	17	4	33	5	32	6	38	7	114	39	5	27	6	55	4	56	5	11	
15	W.	7	23	4	28	6	33	7	17	4	34	6	27	7	18	7	124	39	6	22	6	55	4	56	6	4	
16	Th.	7	24	4	29	rises.	7	18	4	34	rises.	7	59	7	134	39	rises.	6	56	4	56	rises.	6	56	4	56	rises.
17	Fr.	7	24	4	29	5	31	7	19	4	34	5	37	8	39	7	134	40	5	43	6	57	4	57	5	59	
18	Sa.	7	25	4	29	6	30	7	19	4	35	6	34	9	19	7	144	40	6	40	6	57	4	57	6	54	
19	S.	7	25	4	30	7	30	7	20	4	35	7	34	10	0	7	144	40	7	38	6	58	4	57	7	50	
20	M.	7	26	4	30	8	31	7	20	4	35	8	34	10	41	7	154	41	8	36	6	58	4	58	8	45	
21	Tu.	7	26	4	30	9	31	7	21	4	36	9	33	11	22	7	154	41	9	35	6	59	4	59	9	40	
22	W.	7	27	4	31	10	33	7	21	4	36	10	34	7	164	42	10	34	6	59	4	59	10	36		
23	Th.	7	27	4	32	11	36	7	22	4	37	11	35	0	30	7	164	42	11	35	7	0	4	59	11	33	
24	Fr.	7	28	4	32	morn	7	22	4	38	morn	1	12	7	174	43	morn	7	0	5	0	morn	7	0	5	0	morn
25	Sa.	7	28	4	33	0	41	7	23	4	38	0	39	1	56	7	174	44	0	38	7	1	5	0	0	32	
26	S.	7	29	4	33	1	49	7	23	4	39	1	46	2	46	7	184	44	1	43	7	1	5	1	1	34	
27	M.	7	29	4	34	3	0	7	23	4	39	2	56	3	44	7	184	45	2	52	7	1	5	1	2	40	
28	Tu.	7	29	4	35	4	12	7	24	4	40	4	8	4	46	7	184	46	4	3	7	2	5	2	3	47	
29	W.	7	29	4	36	5	24	7	24	4	41	5	18	5	45	7	194	46	5	13	7	2	5	3	4	55	
30	Th.	7	30	4	36	6	29	7	24	4	42	6	24	6	40	7	194	47	6	18	7	3	5	3	6	1	
31	Fr.	7	30	4	37	sets.	7	24	4	43	sets.	7	31	7	194	48	sets.	7	3	5	4	sets.	7	3	5	4	sets.

To find the time of high tide at fifty places in the United States, see page 5.

NOTABLE EVENTS IN DECEMBER.

- Dec. 3, 1818. Illinois admitted into the Union.
- “ 10, 1817. Mississippi admitted into the Union.
- “ 11, 1816. Indiana admitted into the Union.
- “ 13, 1850. Territory of New Mexico organized.
- “ 14, 1819. Alabama admitted to the Union.
- “ 18, 1865. Constitutional Amendment abolishing slavery declared adopted.
- “ 22, 1620. Pilgrims settled at Plymouth, Mass.
- “ 24, 1814. Treaty of Peace with Great Britain signed at Ghent.
- “ 25, 1642. Sir Isaac Newton born—Christmas-day.
- “ 28, 1846. Iowa admitted to the Union.
- “ 29, 1845. Texas admitted to the Union.

POPULATION OF THE UNITED STATES

STATES AND TERRITORIES.	1790.	1800.	1810.	1820.
The United States...	3,929,214	5,308,483	7,239,881	9,633,822
The States	3,929,214	5,294,390	7,215,858	9,600,783
1 Alabama.....	19 127,901
2 Arkansas.....	25 14,255
3 California.....
4 Connecticut.....	8 237,946	8 251,002	9 261,942	14 275,148
5 Delaware.....	16 59,095	17 64,273	19 72,674	22 72,749
6 Florida.....
7 Georgia.....	13 82,548	12 162,686	11 252,433	11 340,985
8 Illinois.....	23 12,282	24 55,162
9 Indiana.....	20 5,641	21 24,520	18 147,178
10 Iowa.....
11 Kansas.....
12 Kentucky.....	14 73,677	9 220,955	7 406,511	6 564,135
13 Louisiana.....	18 76,556	17 152,923
14 Maine.....	11 96,540	14 151,719	14 228,705	12 298,269
15 Maryland.....	6 319,728	7 341,548	8 380,546	10 407,350
16 Massachusetts.....	4 378,787	5 422,845	5 472,040	7 523,159
17 Michigan.....	24 4,762	26 8,765
18 Minnesota.....
19 Mississippi.....	19 8,850	20 40,352	21 75,448
20 Missouri.....	22 20,845	23 66,557
21 Nebraska.....
22 Nevada.....
23 New Hampshire.....	10 141,885	11 183,858	16 214,430	15 244,022
24 New Jersey.....	9 184,139	10 211,149	12 245,562	13 277,426
25 New York.....	5 340,120	3 589,051	2 959,049	1 1,372,111
26 North Carolina.....	3 393,751	4 478,103	4 555,500	4 638,829
27 Ohio.....	18 45,865	13 230,760	5 581,295
28 Oregon.....
29 Pennsylvania.....	2 434,373	2 602,365	3 810,091	3 1,047,507
30 Rhode Island.....	15 68,825	16 69,122	17 76,931	20 83,015
31 South Carolina.....	7 249,073	6 345,591	6 415,115	8 502,741
32 Tennessee.....	17 35,691	15 105,602	10 261,727	9 422,771
33 Texas.....
34 Vermont.....	12 85,425	13 154,465	15 217,895	16 235,966
35 Virginia.....	1 747,610	1 880,200	1 974,600	2 1,065,116
36 West Virginia.....
37 Wisconsin.....
The States.....	3,929,214	5,294,390	7,215,853	9,600,783
1 Arizona.....
2 Colorado.....
3 Dakota.....
4 District of Columbia..	1 14,093	1 24,023	1 33,039
5 Idaho.....
6 Montana.....
7 New Mexico.....
8 Utah.....
9 Washington.....
10 Wyoming.....
The Territories.....	14,093	24,023	33,039
Total population....	3,929,214	5,308,483	7,239,881	9,633,822
		Increase per cent, 1790-1800, 35.10	Increase per cent, 1801-10, 26.38	Increase per cent, 1810-20, 33.06

NOTE.—The narrow column under each census year shows the order of the

AT EACH CENSUS, 1790-1870.

STATES AND TERRITORIES.	1830.		1840.		1850.		1860.		1870.	
The United States	12,866,020		17,069,453		23,191,876		31,443,321		38,558,371	
The States.....	12,820,868		17,019,641		23,067,262		31,183,744		38,115,641	
Alabama.....	15	309,527	12	590,756	12	771,623	13	964,201	16	996,992
Arkansas.....	27	30,388	25	97,574	26	209,897	25	435,450	26	484,471
California.....	29	92,597	26	379,994	24	560,247
Connecticut.....	16	297,675	20	309,978	21	370,792	24	460,147	25	537,454
Delaware.....	24	76,748	26	78,085	30	91,532	32	112,216	34	125,015
Florida.....	25	34,730	27	54,477	31	87,445	31	140,424	33	187,748
Georgia.....	10	516,823	9	691,392	9	906,185	11	1,057,286	12	1,184,109
Illinois.....	20	157,445	14	476,183	11	851,470	4	1,711,951	4	2,539,891
Indiana.....	13	343,031	10	685,866	7	988,416	6	1,350,428	6	1,680,637
Iowa.....	28	43,112	27	192,214	20	674,913	11	1,194,020
Kansas.....	33	107,206	29	354,799
Kentucky.....	6	687,917	6	779,828	8	982,495	9	1,155,684	8	1,321,011
Louisiana.....	19	215,739	19	352,411	18	517,762	17	708,002	21	726,915
Maine.....	12	399,455	13	501,793	16	583,169	22	628,279	23	626,915
Maryland.....	11	447,040	15	470,019	17	583,034	19	687,049	20	781,894
Massachusetts.....	8	610,408	8	737,699	6	994,514	7	1,231,066	7	1,457,351
Michigan.....	26	31,639	23	212,267	20	397,654	16	749,113	13	1,184,059
Minnesota.....	33	6,077	30	172,023	28	439,706
Mississippi.....	22	136,621	17	375,651	15	606,526	14	791,305	18	827,922
Missouri.....	21	140,455	16	383,702	13	682,044	8	1,182,012	5	1,721,295
Nebraska.....	35	28,241	35	122,993
Nevada.....	36	6,857	37	42,491
New Hampshire....	18	269,328	22	284,574	22	317,976	27	326,073	31	318,300
New Jersey.....	14	320,823	18	373,306	19	489,555	21	672,035	17	966,096
New York.....	1	1,918,608	1	2,428,921	1	3,097,394	1	3,880,735	1	4,382,759
North Carolina....	5	737,987	7	753,419	10	869,039	12	992,622	14	1,071,361
Ohio.....	4	937,903	3	1,519,467	3	1,980,329	3	2,339,511	3	2,665,260
Oregon.....	32	13,294	34	12,465	36	50,923
Pennsylvania.....	2	1,348,233	2	1,724,033	2	2,311,786	2	2,906,215	2	3,521,951
Rhode Island.....	23	97,199	24	108,830	28	147,545	29	174,620	32	217,353
South Carolina....	9	581,185	11	594,398	14	668,507	18	703,708	22	705,606
Tennessee.....	7	681,904	5	829,210	5	1,002,717	10	1,109,801	9	1,258,520
Texas.....	25	212,592	23	604,215	19	818,579
Vermont.....	17	280,652	21	291,948	23	314,120	28	315,098	30	330,551
Virginia.....	8	1,211,405	4	1,239,797	4	1,421,661	5	1,596,318	10	1,225,163
West Virginia.....	27	442,014
Wisconsin.....	29	30,945	24	305,391	15	775,881	15	1,054,670
The States.....	12,820,868		17,019,641		23,067,262		31,183,744		38,115,641	
Arizona.....	9	9,658
Colorado.....	4	34,277	4	39,864
Dakota.....	6	4,837	8	14,181
Dist. of Columbia..	1	39,834	1	43,712	2	51,687	2	75,080	1	131,700
Idaho.....	7	14,999
Montana.....	6	20,595
New Mexico.....	1	61,547	1	93,516	2	91,874
Utah.....	3	11,320	3	40,273	3	86,756
Washington.....	5	11,594	5	23,955
Wyoming.....	10	9,118
The Territories ..	39,834		43,712		124,614		259,577		442,730	
Total population..	12,866,020		17,069,453		23,191,876		31,443,321		38,558,371	
	Increase per cent, 1830-30, 32.51		Increase per cent, 1830-40, 33.52		Increase per cent, 1840-50, 35.83		Increase per cent, 1850-60, 35.11		Increase per cent, 1860-70, 22.65	

States and Territories when arranged according to magnitude of population.

POPULATION OF THE UNITED STATES IN 1870.

[From the Official Returns of the Ninth Census.]

STATES AND TERRITORIES.	AGGREGATE	WHITE.	COLORED.	CHINESE.	INDIANS (ESTI-MATED).
1 Alabama	996,992	521,384	475,510	98
2 Arkansas	484,471	362,115	122,169	98	89
3 California	582,031	499,424	4,272	49,310	29,025
4 Connecticut.....	537,454	527,549	9,668	2	235
5 Delaware	125,015	102,221	22,794
6 Florida	188,248	96,057	91,689	502
7 Georgia.....	1,184,109	638,926	545,142	1	40
8 Illinois.....	2,539,891	2,511,096	28,762	1	32
9 Indiana.....	1,680,637	1,655,837	24,560	240
10 Iowa	1,194,320	1,188,207	5,762	3	348
11 Kansas.....	373,299	346,377	17,108	9,814
12 Kentucky.....	1,321,011	1,098,692	222,210	1	108
13 Louisiana.....	726,915	362,065	364,210	71	569
14 Maine	626,915	624,809	1,606	1	499
15 Maryland.....	780,894	605,497	175,391	2	4
16 Massachusetts	1,457,351	1,413,156	13,947	97	151
17 Michigan.....	1,187,234	1,167,282	11,849	2	8,101
18 Minnesota.....	446,056	438,257	759	7,040
19 Mississippi.....	827,922	382,896	444,201	16	809
20 Missouri.....	1,721,295	1,603,146	118,071	3	75
21 Nebraska.....	129,322	122,117	789	6,416
22 Nevada.....	58,711	38,959	357	3,152	16,243
23 New Hampshire	318,300	317,697	580	23
24 New Jersey.....	906,096	875,407	30,658	15	16
25 New York.....	4,337,464	4,330,210	52,081	29	5,144
26 North Carolina.....	1,071,361	678,470	391,650	1,241
27 Ohio	2,665,260	2,601,946	63,213	1	100
28 Oregon.....	101,883	86,929	346	3,330	11,278
29 Pennsylvania	3,522,050	3,456,609	65,294	14	133
30 Rhode Island.....	217,353	212,219	4,980	154
31 South Carolina.....	705,606	289,667	415,814	1	124
32 Tennessee.....	1,258,520	936,119	322,331	70
33 Texas.....	818,899	564,700	253,475	25	699
34 Vermont.....	330,551	329,613	924	14
35 Virginia.....	1,225,163	712,089	512,811	4	229
36 West Virginia.....	442,014	424,033	17,980	1
37 Wisconsin	1,064,985	1,051,351	2,113	11,521
The States	38,205,598	33,203,128	4,835,106	56,179	111,185
1 Alaska	70,461	461	70,000
2 Arizona	41,710	9,581	26	20	32,083
3 Colorado.....	47,164	39,221	456	7	7,480
4 Dakota	40,501	12,887	94	27,520
5 District of Columbia	131,700	88,278	43,404	3	15
6 Idaho	20,583	10,618	60	4,274	5,631
7 Indian Country.....	68,152	2,407	6,378	59,367
8 Montana	39,895	18,306	183	1,949	19,457
9 New Mexico.....	111,303	90,393	172	20,738
10 Utah.....	99,581	86,044	118	445	12,974
11 Washington.....	37,432	22,195	207	234	14,796
12 Wyoming.....	11,518	8,726	183	143	2,466
The Territories.....	720,000	389,117	51,281	7,075	272,527
Total in United States..	38,925,598	33,592,245	4,886,387	63,254	383,712

NOTE.—The above figures of population vary from other tables given in the Census of 1870 by including in the aggregate the population of Alaska (estimated), and the Indian population (partly estimated and partly enumerated). No provision is made by law for taking the census of Indians not taxed, and the Superintendent of the Census therefore caused careful estimates to be made throughout the Indian agencies, and the result has been added to the enumerated population. This increases the aggregate population of the United States in 1870 from 38,558,371 (as in most of the tables) to 38,925,598.

—OCCUPATIONS IN THE UNITED STATES: NUMBER OF PERSONS
ENGAGED IN EACH CLASS, BY STATES AND TERRITORIES—1870.

[From the Official Returns of the Ninth Census, 1870.]

STATES AND TERRITORIES.	Whole populat'n 10 years and over.	Engaged in all kinds of occupations.	Engaged in agriculture.	Engaged in profes-sional and personal service.	Engaged in trade & transpor-tation.	Engaged in manu-factures, mec'anic'l trades and mining.
The U. S.....	28,228,945	12,505,923	5,922,471	2,684,793	1,191,238	2,707,421
Alabama.....	706,802	365,258	291,628	42,125	14,435	17,070
Arizona.....	8,237	6,030	1,285	3,115	591	1,039
Arkansas.....	341,737	135,949	109,310	14,877	5,491	6,271
California.....	430,444	238,648	47,863	76,112	33,165	81,508
Colorado.....	30,349	17,583	6,462	3,625	2,815	4,681
Connecticut.....	425,896	193,421	43,653	38,704	24,720	86,344
Dakota.....	10,640	5,887	2,522	2,704	204	457
Delaware.....	92,586	40,313	15,973	11,389	3,437	9,514
District Columbia..	100,453	49,041	1,365	29,845	6,126	11,705
Florida.....	131,119	60,703	42,492	10,897	3,023	4,291
Georgia.....	835,929	444,678	336,145	64,083	17,410	27,040
Idaho.....	13,189	10,879	1,462	1,423	721	7,273
Illinois.....	1,809,606	742,015	376,441	151,931	80,422	133,221
Indiana.....	1,197,936	459,369	266,777	80,018	36,517	76,057
Iowa.....	837,959	344,276	210,263	58,484	28,210	47,319
Kansas.....	258,051	123,852	73,228	20,736	11,762	18,126
Kentucky.....	930,136	414,593	261,080	84,024	25,292	44,197
Louisiana.....	526,392	256,452	141,467	65,347	23,831	25,807
Maine.....	493,847	208,225	82,011	36,092	28,115	62,007
Maryland.....	575,439	258,543	80,449	79,226	35,542	63,326
Massachusetts.....	1,160,666	579,844	72,810	131,291	83,078	292,665
Michigan.....	873,763	404,164	187,211	104,728	29,588	82,637
Minnesota.....	305,568	132,657	75,157	28,330	10,582	18,588
Mississippi.....	581,206	318,850	259,199	40,522	9,148	9,981
Missouri.....	1,205,568	505,556	263,918	106,903	54,885	79,850
Montana.....	18,170	14,048	2,111	2,674	1,233	8,030
Nebraska.....	88,265	43,837	23,115	10,331	4,628	5,763
Nevada.....	36,655	26,911	2,070	7,431	3,621	13,789
New Hampshire....	260,426	120,168	46,573	18,528	8,514	46,553
New Jersey.....	680,687	296,036	63,128	83,380	46,206	103,322
New Mexico.....	66,464	29,361	18,668	7,535	863	2,295
New York.....	3,378,959	1,491,018	374,323	405,339	234,581	476,775
North Carolina..	769,629	351,299	269,238	51,290	10,179	20,592
Ohio.....	1,953,374	840,889	397,024	163,308	78,547	197,010
Oregon.....	64,685	30,651	13,248	6,090	2,610	8,694
Pennsylvania.....	2,597,809	1,020,544	260,051	283,000	121,253	356,240
Rhode Island.....	173,751	88,574	11,780	19,679	10,103	47,007
South Carolina....	503,763	263,301	206,654	34,383	8,470	13,794
Tennessee.....	890,872	367,987	267,020	54,396	17,510	29,061
Texas.....	571,075	237,126	166,753	40,882	13,612	15,879
Utah.....	56,515	21,517	10,428	5,317	1,665	4,107
Vermont.....	258,751	108,763	57,983	21,032	7,132	22,616
Virginia.....	890,056	412,665	244,550	98,521	20,181	49,413
Washington.....	17,334	9,760	3,771	2,207	1,129	2,653
West Virginia.....	308,424	115,229	73,960	16,699	6,897	17,673
Wisconsin.....	751,704	292,808	159,687	58,070	21,534	53,517
Wyoming.....	8,059	6,645	165	3,170	1,646	1,664
Total.....	28,228,945	12,505,923	5,922,471	2,684,793	1,191,238	2,707,421

Population of all Cities and Towns in the United States having a Population of over 10,000 in 1870, with Population by State or Local Census of Later Date.

CITIES.	STATES	Population.		CITIES.	STATES	Population.	
		1870.*	1875.			1870.	1875.
Adams	Mass...	12,090	15,760	Evansville	Ind....	21,830
Akron	O	10,006	Fall River	Mass...	26,766	45,340
Albany	N. Y	76,216	86,013	Fitchburg	Mass...	11,260	12,289
Alexandria	Va	13,570	Fond du Lac	Wis....	12,764	15,308
Allegheny	Penn... 53,180	Fort Wayne	Ind....	17,718
Allentown	Penn... 13,884	Galesburg	Ill.	10,158
Altoona	Penn... 10,610	Galveston	Tex....	13,818
Atlanta	Ga. 21,789	Georgetown	D. C. . . .	11,384
Auburn	N. Y	17,225	18,359	Gloucester	Mass...	15,389	16,754
Augusta	Ga. 15,389	*Grand Rapids	Mich... 16,507	25,923
Aurora	Ill. 11,162	Greenburgh	N. Y	10,790	10,997
Baltimore	Md. 267,354	Hamilton	O. 11,081
Bangor	Me. 18,289	Hannibal	Mo. 10,125
*Bay City	Mich... 7,064	13,690	Harrisburg	Penn... 23,104
Biddeford	Me. 10,232	Hartford	Conn... 37,180
Binghamton	N. Y	12,692	15,550	Haverhill	Mass... 13,092	14,628
Bloomington	Ill. 14,590	Hoboken	N. J	20,297	24,766
Boston	Mass... 250,526	341,919	Holyoke	Mass... 10,733	16,260
Bridgport	Conn... 18,969	Indianapolis	Ind. 48,244
Brookhaven	N. Y	10,159	11,451	*Jackson	Mich... 11,447	13,859
Brooklyn	N. Y	396,099	484,616	Janesville	Wis.... 8,789	10,115
Buffalo	N. Y	117,714	134,573	Jersey City	N. J	82,546	109,227
Burlington	Iowa... 14,930	19,937	†Kansas City	Mo. 32,260	32,736
Burlington	Vt. 14,387	Keokuk	Iowa... 12,766	11,841
Cambridge	Mass... 39,634	47,838	Kingston City	N. Y	[new]	20,474
Camden	N. J	20,045	33,852	La Crosse	Wis.... 7,785	11,102
Charleston	S. C	48,956	56,540	Lafayette	Ind. 13,506
Charlestown	Mass... 23,323	[Bost'n]	Lancaster	Penn... 20,233
Chelsea	Mass... 18,547	20,737	Lawrence	Mass... 28,921	34,916
Chicago	Ill. 298,977	Leavenworth	Kan... 17,873
Chicopee	Mass... 9,607	10,335	Lewiston	Me. 13,600
Cincinnati	O	216,239	Lexington	Ky. 14,801
Cleveland	O	92,829	Little Rock	Ark	12,380
Cohoes	N. Y	15,357	17,516	Lockport	N. Y	12,426	12,624
Columbus	O	31,274	Logansport	Ind. 12,191
Concord	N. H	12,241	Long Isl'd City	N. Y	[new]	15,609
Council Bluffs	Iowa... 10,020	9,287	Louisville	Ky. 100,753
Covington	Ky. 24,505	Lowell	Mass... 40,928	49,688
Davenport	Iowa... 20,038	21,234	Lynn	Mass... 28,233	32,600
Dayton	O	30,473	Macon	Ga. 10,810
Des Moines	Iowa... 12,035	14,443	Madison	Ind.... 10,709
*Detroit	Mich... 79,577	101,255	Malden	Mass... ..	10,843
Dubuque	Iowa... 18,434	23,605	Manchester	N. H	23,536
Easton	Penn... 10,987	Memphis	Tenn... 40,226
*East Saginaw	Mich... 11,350	17,804	Meriden	Conn... 10,495
Elizabeth	N. J	20,832	25,923	Milwaukee	Wis.... 71,440	100,775
Elmira	N. Y	15,863	20,538	Minneapolis	Minn... 13,066	32,721
Erie	Penn... 19,646	Mobile	Ala.... 32,034

* Census of 1874.

† Census of 1876.

POPULATION OF CITIES AND TOWNS IN THE U. S.—(Continued).

CITIES.	STATES	Population.		CITIES.	STATES	Population.	
		1870.	1875.			1870.	1875.
Montgomery...	Ala....	10,588	Rockford.....	Ill.....	11,049
*Morrisania....	N. Y...	19,609	Rome.....	N. Y....	11,000	11,992
Nashville.....	Tenn...	25,865	Rondout.....	N. Y....	10,114	[King-st'n]
Nashua.....	N. H....	10,543	Sacramento...	Cal....	16,283
New Albany..	Ind....	15,396	†St. Joseph....	Mo....	19,565	23,099
Newark.....	N. J....	105,059	123,310	†St. Louis.....	Mo.....	310,864	498,182
New Bedford..	Mass...	21,320	25,805	St. Paul.....	Minn..	20,030	33,178
N. Brunswick.	N. J....	15,058	16,660	Salem.....	Mass..	24,117	25,958
Newburgh.....	N. Y....	17,014	17,327	Salt Lake City.	Utah T.	12,814
Newburyport..	Mass...	12,595	13,323	San Antonio...	Tex....	12,256
New Haven....	Conn...	50,840	Sandusky.....	O.....	13,000
New Orleans..	La.....	191,418	San Francisco.	Cal....	149,473
Newport.....	Ky.....	15,087	Saratoga Spr's.	N. Y....	8,537	10,775
Newport.....	R. I....	12,521	14,023	Savannah.....	Ga.....	28,235
Newton.....	Mass...	12,825	16,105	Schenectady...	N. Y....	11,026	12,748
New York.....	N. Y....	942,292	1,046,037	Scranton.....	Penn...	35,092
Norfolk.....	Va.....	19,229	Somerville....	Mass...	14,685	1,868
Norristown...	Penn...	10,753	Springfield...	Ill.....	17,364
Northampton..	Mass...	10,160	11,108	Springfield...	Mass...	26,703	31,053
Norwich.....	Conn...	16,653	Springfield...	O.....	12,652
Norwalk.....	Conn...	12,119	Stockton.....	Cal....	10,066
Oakland.....	Cal....	10,500	Syracuse.....	N. Y....	43,051	48,315
Ogdensburg...	N. Y....	10,076	13,204	Taunton.....	Mass...	18,629	20,445
Omaha.....	Neb....	16,083	Terre Haute...	Ind....	16,103
Oshkosh.....	Wis....	12,633	17,015	Toledo.....	O.....	31,581
Oswego.....	N. Y....	20,910	22,455	Trenton.....	N. J....	22,874	25,031
Paterson.....	N. J....	33,579	38,814	Troy.....	N. Y....	46,465	48,821
Pawtucket....	R. I....	6,619	16,620	Utica.....	N. Y....	28,804	32,070
Peoria.....	Ill.....	22,849	Vicksburg.....	Miss...	12,413
Petersburg...	Va.....	18,950	Washington†	D. C....	109,199	131,947
†Philadelphia.	Penn...	674,022	817,448	Waterbury...	Conn...	10,826
Pittsburg.....	Penn...	86,076	Watertown...	N. Y....	9,336	10,041
Pittsfield.....	Mass...	11,112	12,267	West Troy....	N. Y....	10,693
Portland.....	Me.....	31,413	Wheeling.....	W. Va..	19,280
Portsmouth...	O.....	10,592	Wilkesbarre...	Penn...	10,174
Portsmouth...	Va.....	10,492	William-port..	Penn...	16,030
Pottsville....	Penn...	12,384	Wilmington...	Del....	30,841
Poughkeepsie.	N. Y....	20,080	19,859	Wilmington...	N. C....	13,446
Providence....	R. I....	68,901	100,675	Winona.....	Minn...	7,192	10,737
Quincy.....	Ill....	24,052	Woonsocket...	R. I....	11,527	13,168
Racine.....	Wis....	9,880	13,274	Worcester....	Mass...	41,105	49,317
Reading.....	Penn...	33,930	Yonkers.....	N. Y....	12,733	17,269
Richmond.....	Va....	51,038	York.....	Penn...	11,003
Rochester....	N. Y....	62,386	81,673	Zanesville....	O.....	10,011

* Annexed to New York City in 1873.

† Census of 1876.

‡ Census of 1878.

Classification of the Landholders of Great Britain.

	Owners. No.	Extent of Lands. Acres.	Gross Estimated Rental.
Owners of less than 1 acre.....	816,294	179,348	£34,927,725
“ between 1 and 10 acres..	131,454	508,006	7,371,430
“ “ 10 “ 50 “ ..	76,109	1,827,693	7,352,761
“ “ 50 “ 100 “ ..	27,052	1,878,088	4,682,347
“ “ 100 “ 500 “ ..	34,684	7,383,718	15,355,533
“ “ 500 “ 1,000 “ ..	5,625	3,900,419	7,691,075
“ “ 1,000 “ 2,000 “ ..	3,310	4,634,549	9,094,127
“ “ 2,000 “ 5,000 “ ..	2,402	7,372,568	11,525,818
“ “ 5,000 “ 10,000 “ ..	831	5,701,593	6,566,129
“ “ 10,000 “ 20,000 “ ..	382	5,248,785	5,302,189
“ “ 20,000 “ 50,000 “ ..	169	4,988,804	3,277,217
“ “ 50,000 “ 100,000 “ ..	47	3,220,554	777,534
“ 100,000 acres and upwards.....	25	5,113,500	785,022
No Areas stated.....	6,945	2,842,192
No Rentals stated.....	124	2,570
Totals.....	1,104,967	51,960,208	£118,051,105

**ASSESSED VALUE AND ESTIMATED TRUE VALUE OF
PROPERTY IN THE UNITED STATES IN 1870.**

[From the Returns of the Ninth Census, 1870.]

STATES AND TERRITORIES.	ASSESSED VALUE.			TRUE VALUE.
	Total.	Real Estate	Personal Estate.	Real and Per- sonal Estate.
	\$	\$	\$	\$
The United States..	14,178,986,732	9,914,780,825	4,264,205,907	30,068,518,507
1 Alabama	155,582,595	117,223,043	38,359,552	201,855,841
2 Arkansas.....	94,528,843	63,102,304	31,426,539	156,394,691
3 California.....	269,644,068	176,527,160	93,116,908	638,767,017
4 Connecticut.....	425,433,237	204,110,509	221,322,728	774,631,524
5 Delaware	64,787,223	48,744,783	16,042,440	97,180,833
6 Florida	32,480,843	20,197,691	12,283,152	44,163,655
7 Georgia.....	227,219,519	143,948,216	83,271,303	268,169,207
8 Illinois.....	482,899,575	348,433,906	134,465,669	2,121,680,579
9 Indiana	663,455,044	460,120,974	203,334,070	1,268,180,543
10 Iowa.....	302,515,418	226,610,638	75,904,780	717,644,750
11 Kansas.....	92,125,861	65,499,365	26,626,496	188,892,014
12 Kentucky.....	409,544,294	311,479,694	98,064,600	604,318,552
13 Louisiana.....	253,371,890	191,343,376	62,028,514	323,125,666
14 Maine	204,253,780	134,580,157	69,673,623	348,155,671
15 Maryland.....	423,834,918	286,910,332	136,924,586	643,748,976
16 Massachusetts...	1,591,983,112	901,037,841	690,945,271	2,132,148,741
17 Michigan.....	272,242,917	224,663,667	47,579,250	719,208,118
18 Minnesota	84,135,332	62,079,587	22,055,745	228,909,590
19 Mississippi.....	177,278,890	118,278,460	59,000,430	209,197,345
20 Missouri.....	556,129,969	418,527,535	137,602,434	1,284,922,897
21 Nebraska	54,584,616	38,365,999	16,218,617	69,277,483
22 Nevada	25,740,973	14,594,722	11,146,251	31,134,012
23 New Hampshire.....	149,065,290	85,231,288	63,834,002	252,624,112
24 New Jersey.....	624,868,971	448,832,127	176,036,844	940,976,064
25 New York	1,967,001,185	1,532,720,907	434,280,278	6,500,841,264
26 North Carolina.....	130,378,622	83,322,012	47,056,610	260,757,244
27 Ohio	1,167,731,697	707,846,836	459,884,861	2,235,430,300
28 Oregon	31,798,510	17,674,202	14,124,308	51,558,932
29 Pennsylvania.....	1,313,236,042	1,071,680,934	241,555,108	3,808,340,112
30 Rhode Island.....	244,278,854	132,876,581	111,402,273	296,965,646
31 South Carolina.....	183,913,337	119,494,675	64,418,662	208,146,989
32 Tennessee.....	253,782,161	223,035,375	30,746,786	498,237,724
33 Texas.....	149,732,929	97,186,568	52,546,361	159,052,542
34 Vermont.....	102,548,528	80,993,100	21,555,428	235,349,553
35 Virginia	365,439,917	279,116,017	86,323,900	409,588,133
36 West Virginia.....	140,538,273	95,924,774	44,613,499	190,651,491
37 Wisconsin	333,209,838	252,322,107	80,887,731	702,307,329
The States.....	14,021,297,071	9,804,637,462	4,216,659,609	29,822,535,140
1 Arizona.....	1,410,295	538,355	871,940	3,440,791
2 Colorado	17,338,101	8,840,811	8,497,290	20,243,303
3 Dakota	2,924,489	1,695,723	1,228,766	5,599,752
4 District of Columbia.	74,271,693	71,437,468	2,834,225	126,873,618
5 Idaho	5,292,205	1,926,565	3,365,640	6,552,681
6 Montana	9,943,411	2,728,128	7,215,283	15,184,522
7 New Mexico	17,784,014	9,917,991	7,866,023	31,349,793
8 Utah.....	12,565,842	7,047,881	5,517,961	16,159,995
9 Washington	10,642,863	5,146,776	5,496,087	13,562,164
10 Wyoming.....	5,516,748	863,665	4,653,083	7,016,748
The Territories.....	157,689,661	110,143,363	47,546,298	245,983,367
Total—The U. S...	14,178,986,732	9,914,780,825	4,264,205,907	30,068,518,507

PUBLIC INDEBTEDNESS OF THE STATES IN 1870.

[From the Official Report of the Ninth Census, 1870.]

STATES AND TERRITORIES.	Total.	State.	County.	Town, City, etc.
	\$	\$	\$	\$
The United States.....	868,676,758	352,866,698	187,565,540	328,244,520
Alabama.....	13,277,154	8,477,018	1,704,173	3,094,963
Arkansas.....	4,151,152	3,459,557	536,649	154,946
California.....	18,089,082	3,429,027	13,807,741	842,344
Connecticut.....	17,088,906	7,275,000	7,003	9,806,903
Delaware.....	526,125	139,875	386,250
Florida.....	2,185,838	1,278,697	443,041	454,100
Georgia.....	21,753,712	6,544,500	561,735	14,647,477
Illinois.....	42,191,869	4,890,937	12,817,922	24,483,010
Indiana.....	7,818,710	4,167,507	1,127,269	2,528,934
Iowa.....	8,043,133	534,498	3,732,929	3,774,706
Kansas.....	6,442,282	1,592,306	3,736,901	1,112,075
Kentucky.....	18,953,484	3,892,480	7,173,644	7,897,360
Louisiana.....	53,087,441	25,021,734	1,326,635	26,739,072
Maine.....	16,624,624	8,067,900	274,153	8,282,571
Maryland.....	29,032,577	13,317,475	1,565,779	14,149,323
Massachusetts.....	69,211,538	28,270,881	680,123	40,233,534
Michigan.....	6,725,231	2,385,028	1,275,479	3,064,724
Minnesota.....	2,788,797	350,000	472,694	1,966,103
Mississippi.....	2,594,415	1,796,230	655,585	141,600
Missouri.....	46,909,865	17,866,000	11,819,012	17,224,853
Nebraska.....	2,089,264	244,300	1,769,564	70,600
Nevada.....	1,986,093	642,894	987,423	355,776
New Hampshire.....	11,153,373	2,817,869	745,070	7,590,434
New Jersey.....	22,854,304	2,996,200	6,935,315	12,922,789
New York.....	159,808,234	32,409,144	50,679,784	76,719,306
North Carolina.....	32,474,036	29,900,045	1,732,773	841,218
Ohio.....	22,241,988	9,732,078	4,237,543	8,272,367
Oregon.....	218,486	106,583	105,903	6,000
Pennsylvania.....	89,027,131	31,111,662	49,173,840	8,741,619
Rhode Island.....	5,938,642	2,913,500	3,025,142
South Carolina.....	13,075,229	7,665,909	97,112	5,312,208
Tennessee.....	48,827,191	38,539,802	2,729,659	7,557,730
Texas.....	1,613,907	508,641	426,866	678,400
Vermont.....	3,594,700	1,002,500	8,042	2,584,148
Virginia.....	55,921,255	47,290,839	1,365,766	7,164,650
West Virginia.....	561,767	(a)	329,833	231,954
Wisconsin.....	5,903,532	2,252,057	1,077,328	2,574,247
The States.....	864,785,067	352,866,698	186,297,043	325,621,326
Arizona.....	10,500	10,500
Colorado.....	681,158	708,829	2,329
Dakota.....	5,761	5,671	90
District of Columbia.....	2,596,545	2,596,545
Idaho.....	222,621	218,522	4,699
Montana.....	278,719	276,219	2,500
New Mexico.....	7,560	7,560
Utah.....
Washington.....	88,827	71,196	17,630
Wyoming.....
The Territories.....	3,891,691	1,268,497	2,623,194
The United States.....	868,676,758	352,866,698	187,565,540	328,244,520

(a) Included in Virginia.

AMOUNT RAISED BY LOCAL TAXATION IN THE UNITED STATES IN
1860 AND 1870.

	1870.					1860.
	Popula- tion.	Total Taxes.	State.	County.	Town and City.	Total Taxation.
		\$	Ⓓ	\$	\$	\$
The U. S.	38,558,371	280,591,521	68,051,298	77,746,115	134,794,108	94,186,746
Alabama	996,992	2,982,932	1,456,024	1,132,971	403,937	851,171
Arkansas	484,471	2,866,890	950,894	1,738,760	177,236	635,393
California	560,247	7,817,115	2,540,383	5,068,041	208,691	2,981,122
Connecticut	537,454	6,064,843	1,875,024	20,113	169,706	1,015,037
Delaware	125,015	418,092	83,666	189,994	144,432	205,891
Florida	187,748	496,166	248,768	168,389	79,009	159,121
Georgia	1,184,109	2,627,029	945,394	906,270	775,365	797,885
Illinois	2,539,891	21,825,008	3,620,681	5,242,137	962,190	6,121,766
Indiana	1,680,637	10,791,121	2,943,078	4,654,466	3,193,577	3,701,352
Iowa	1,191,792	9,055,614	832,918	3,052,931	5,169,765	2,378,400
Kansas	364,399	2,673,992	809,608	1,160,138	704,246	195,857
Kentucky	1,321,011	5,730,118	2,254,413	1,307,833	2,167,872	2,148,241
Louisiana	726,915	7,060,722	2,671,693	4,109,999	279,030	4,960,780
Maine	626,915	5,348,645	1,350,305	315,199	3,683,141	2,257,213
Maryland	730,894	6,632,842	1,781,252	1,542,218	3,309,372	2,158,895
Massachusetts	1,457,351	24,922,900	7,408,962	653,500	16,860,438	7,436,578
Michigan	1,184,059	5,412,957	896,352	1,565,163	3,451,442	1,766,694
Minnesota	439,706	2,648,372	511,126	1,070,944	1,066,302	666,007
Mississippi	827,922	3,736,432	1,309,655	2,299,699	127,078	954,806
Missouri	1,721,295	13,908,498	2,778,697	4,402,227	6,727,574	4,109,653
Nebraska	122,993	1,027,327	262,505	753,022	11,800	91,863
Nevada	42,491	820,308	298,411	498,062	23,835
New Hampshire	318,300	3,255,793	955,126	318,666	1,982,001	1,261,866
New Jersey	906,096	7,416,724	373,046	2,397,348	4,646,330	1,457,506
New York	4,382,759	48,550,308	8,720,156	15,102,761	24,727,390	15,363,422
North Carolina	1,071,361	2,352,809	1,200,854	923,604	228,351	1,044,732
Ohio	6,665,260	23,526,548	4,727,318	6,501,941	12,297,289	9,611,021
Oregon	90,923	580,956	177,653	302,753	40,550	199,056
Pennsylvania	3,521,791	24,531,397	5,800,172	4,263,898	14,467,327	8,729,736
Rhode Island	217,353	2,170,152	489,253	1,680,899	686,133
South Carolina	705,606	2,767,675	1,321,837	575,005	870,833	1,280,386
Tennessee	1,258,520	3,381,579	1,056,261	1,302,836	1,022,482	1,102,793
Texas	818,579	1,129,577	589,363	312,335	227,879	533,265
Vermont	330,551	1,547,128	588,792	40,329	918,007	908,080
Virginia	1,225,163	4,613,798	2,847,635	842,069	924,094	3,672,689
West Virginia	442,014	1,722,158	734,722	555,885	431,551
Wisconsin	1,054,670	5,387,970	874,677	1,507,605	3,005,688	2,330,011
The States	38,115,641	277,802,495	67,786,674	76,849,111	133,166,710	93,774,421
Arizona	9,658	31,323	7,782	23,541
Colorado	39,864	362,197	63,425	267,201	31,571
Dakota	14,181	13,867	1,269	12,598
Dist. of Col.	131,700	1,581,569	49,975	1,531,594	260,218
Idaho	14,999	174,711	40,594	132,171	1,946
Montana	20,595	198,527	38,131	157,396	3,000
New Mexico	91,874	61,014	34,115	26,101	798	29,790
Utah	86,786	167,355	39,402	80,419	47,534	65,006
Washington	23,955	163,992	33,743	119,294	10,955	57,311
Wyoming	9,118	34,471	6,163	28,308
The Territories	442,730	2,789,026	264,624	897,004	1,627,398	412,325
Total U. S.	38,558,371	280,591,521	68,051,298	77,746,115	134,794,108	94,186,746

MANUFACTURES IN THE UNITED STATES IN 1870.

[Compiled from the Tables of the Ninth Census.]

STATES AND TERRITORIES.	No. of Establishments.	No. of Hands Employed	Capital Invested. Dollars.	Wages Paid. Dollars.	Value of Products. Dollars.
The United States.	252,148	2,053,996	2,118,208,769	775,584,343	4,232,325,442
1 Alabama	2,188	8,248	5,714,032	2,227,968	13,040,644
2 Arizona	18	84	150,700	45,580	185,410
3 Arkansas	1,079	3,206	1,782,913	673,963	4,629,234
4 California	3,984	25,392	39,728,202	13,136,722	66,594,556
5 Colorado	256	876	2,835,605	528,221	2,852,820
6 Connecticut	5,128	89,523	95,281,278	38,987,187	161,065,474
7 Dakota	17	91	79,200	21,106	178,570
8 Delaware	800	9,710	10,839,093	3,692,195	16,791,382
9 District of Columbia.	952	4,685	5,021,925	2,007,600	9,292,173
10 Florida	659	2,749	1,679,930	989,592	4,685,403
11 Georgia	3,836	17,871	13,930,125	4,844,508	31,196,115
12 Idaho	101	265	742,300	112,372	1,047,624
13 Illinois	12,597	82,979	94,368,057	31,100,244	205,620,672
14 Indiana	11,847	58,852	52,052,425	18,366,780	108,617,278
15 Iowa	6,566	25,032	22,420,183	6,893,292	46,534,322
16 Kansas	1,477	6,844	4,319,060	2,377,511	11,775,833
17 Kentucky	5,390	30,636	29,277,809	9,444,524	54,625,809
18 Louisiana	2,557	30,071	18,313,974	4,593,470	24,161,905
19 Maine	5,550	49,180	39,796,190	14,282,205	79,497,521
20 Maryland	5,812	44,860	36,438,729	12,682,817	76,593,613
21 Massachusetts	13,212	279,380	231,677,862	118,051,886	553,912,568
22 Michigan	9,455	63,694	71,712,283	21,205,355	118,894,676
23 Minnesota	2,270	11,290	11,993,729	4,052,837	23,110,700
24 Mississippi	1,731	5,941	4,501,714	1,547,428	8,154,758
25 Missouri	11,871	65,354	80,257,244	31,055,445	206,213,429
26 Montana	201	701	1,794,300	370,843	2,494,511
27 Nebraska	670	2,665	2,169,963	1,429,913	5,738,512
28 Nevada	330	2,859	5,127,790	2,493,473	15,870,539
29 New Hampshire	3,342	40,783	36,023,743	13,823,091	71,038,249
30 New Jersey	6,636	75,552	79,606,719	32,648,409	169,237,732
31 New Mexico	182	427	1,450,695	167,281	1,489,868
32 New York	36,206	351,800	366,994,320	142,466,758	785,194,651
33 North Carolina	3,642	13,622	8,140,473	2,195,711	19,021,327
34 Ohio	22,773	137,202	141,923,964	49,066,488	269,713,610
35 Oregon	969	2,884	4,376,849	1,120,173	6,877,387
36 Pennsylvania	37,200	319,487	406,821,845	127,976,594	711,894,344
37 Rhode Island	1,850	49,417	66,557,322	19,354,256	111,418,354
38 South Carolina	1,584	8,141	5,400,418	1,543,715	9,858,981
39 Tennessee	5,317	19,412	15,595,295	5,390,630	34,362,636
40 Texas	2,399	7,927	5,284,110	1,787,835	11,517,302
41 Utah	533	1,534	1,391,898	395,365	2,343,019
42 Vermont	3,270	18,686	20,329,637	6,264,581	32,184,606
43 Virginia	5,933	26,974	18,455,400	5,343,099	38,364,322
44 Washington	269	1,026	1,893,674	574,936	2,851,052
45 West Virginia	2,444	11,672	11,084,520	4,322,164	24,102,201
46 Wisconsin	7,013	43,910	41,981,872	13,575,642	77,214,326
47 Wyoming	32	502	889,400	347,578	765,424
Total—United States	252,148	2,053,996	2,118,208,769	775,584,343	4,232,325,442

ACREAGE AND VALUE OF FARMS IN THE UNITED STATES IN 1860 AND 1870.

STATES AND TERRITORIES.	LAND IN FARMS.			Value of Farms, 1870.	Value of Farms, 1860.	AVERAGE SIZE OF FARMS.	
	Total Acres.	Improved, Acres.	Unimproved, Acres.			1870 Acres	1860 Acres
The U.S.	407,735,041	188,921,099	218,813,942	<i>Dollars.</i> 9,262,803,861	<i>Dollars.</i> 6,645,045,007	153	199
Alabama..	14,961,178	5,062,204	9,898,974	67,739,036	175,824,622	222	346
Arizona..	21,807	14,585	7,222	161,340	127
Arkansas.	7,597,296	1,859,821	5,737,475	40,029,698	91,649,773	154	245
California	11,427,105	6,218,133	5,208,972	141,240,028	48,726,804	482	466
Colorado..	320,346	95,594	224,752	3,385,748	184
Connect't.	2,364,416	1,646,752	717,664	124,241,382	90,830,005	93	99
Dakota...	302,376	42,645	259,731	2,085,265	96,445	176	215
Delaware.	1,052,322	698,115	354,207	46,712,870	31,426,357	138	151
D. of Col..	11,677	8,266	3,411	3,800,230	2,989,267	56	144
Florida...	2,373,541	736,172	1,637,369	9,947,920	16,435,727	232	444
Georgia...	23,647,941	6,831,856	16,816,085	94,559,468	157,072,803	338	430
Idaho ...	77,139	26,603	50,536	492,860	186
Illinois...	25,882,861	19,329,952	6,552,909	920,506,346	408,944,033	128	146
Indiana ..	18,119,648	10,104,279	8,015,369	634,804,189	356,712,175	112	124
Iowa	15,541,793	9,396,467	6,145,326	392,662,441	119,899,547	134	165
Kansas...	5,656,879	1,971,003	3,685,876	90,327,040	12,258,239	148	171
Kentucky	18,660,106	8,103,850	10,556,256	311,238,916	291,496,955	158	211
Louisiana	7,025,817	2,045,640	4,980,177	68,215,421	204,789,662	247	536
Maine....	5,838,058	2,917,793	2,920,265	102,961,951	78,688,525	98	103
Maryland	4,512,579	2,914,007	1,598,572	170,369,684	145,973,677	167	190
Massa'tts.	2,730,283	1,736,221	994,062	116,432,784	123,255,948	103	94
Michigan.	10,019,142	5,096,939	4,922,203	398,240,578	160,836,495	101	113
Minn'sota	6,483,823	2,322,102	4,161,726	97,847,442	27,505,922	139	149
Mississ'pi	13,121,113	4,209,146	8,911,967	81,716,576	190,760,367	193	370
Missouri .	21,707,220	9,130,615	12,576,605	392,908,047	230,632,126	146	215
Montana..	139,537	84,674	54,863	729,193	164
Nebraska.	2,073,781	647,031	1,426,750	30,242,186	3,878,326	169	226
Nevada...	208,510	92,644	115,866	1,485,505	302,340	201	617
N. H'shire	3,605,994	2,334,487	1,271,507	80,589,313	69,689,761	122	123
N. Jersey.	2,989,511	1,976,474	1,013,037	257,523,376	180,250,338	98	108
N. Mexico	833,549	143,007	690,542	2,260,139	2,707,386	186	278
New York	22,190,810	15,627,206	6,563,604	1,272,857,766	803,343,593	103	106
N. Carol'a	19,835,410	5,258,742	14,576,668	78,211,083	143,301,065	212	316
Ohio.....	21,712,429	14,469,133	7,243,287	1,054,465,226	678,132,991	111	114
Oregon...	2,389,252	1,116,290	1,272,962	22,352,989	15,200,593	315	355
Penn'sia	17,994,200	11,515,965	6,478,235	1,043,481,582	662,050,707	103	109
Rhode Is.	502,308	289,030	213,278	21,574,968	19,550,553	94	96
S. Carol'a.	12,105,280	3,010,539	9,094,741	44,808,763	139,652,508	233	488
Tenness'e	19,581,214	6,843,278	12,737,936	218,743,747	271,358,985	166	251
Texas	18,396,523	2,964,836	15,431,687	60,149,950	88,101,320	301	591
Utah	148,361	118,755	29,606	2,297,922	1,333,355	30	25
Vermont..	4,528,804	3,073,257	1,455,547	139,367,075	94,289,045	134	135
Virginia..	18,145,911	8,165,040	9,980,871	213,020,845	371,761,661	246	324
Wash'ton	649,139	192,016	457,123	3,978,341	2,217,842	208	275
W. Virg'a.	8,528,394	2,580,254	5,948,140	101,604,381	214
Wisc'nsin	11,715,321	5,899,343	5,815,978	300,414,064	131,117,164	114	114
Wyoming	4,341	338	4,003	18,187	25
Total in the U.S.	407,735,041	188,921,099	218,813,942	9,262,803,861	6,645,045,007	153	199

VALUES OF FARM PRODUCTIONS AND WAGES—1870.

From the Tables of the Ninth Census.

STATES AND TERRITORIES.	All Farm productions including betterments and stock added.	Animals Slaughtered.	Forest Products.	Market Garden Products.	Orchard Products.	Wages paid, including value of board.
	<i>Dollars.</i>	<i>Dollars.</i>	<i>Dollars.</i>	<i>Dollars.</i>	<i>Dollars.</i>	<i>Dollars.</i>
United States	2,447,538,658	398,956,376	36,808,277	20,719,229	47,335,189	310,286,285
Alabama.....	67,522,335	4,670,146	85,933	139,636	37,590	11,851,870
Arizona.....	277,998	9,400	2,850	104,620
Arkansas.....	40,701,699	3,843,923	34,225	55,697	157,219	4,061,952
California.....	49,856,024	6,112,503	566,017	1,059,779	1,384,480	10,369,247
Colorado.....	2,335,106	252,394	55,020	9	416,236
Connecticut....	26,482,150	4,881,858	1,224,107	599,718	535,594	4,405,064
Dakota.....	495,657	22,066	700	500	71,156
Delaware.....	8,171,667	997,403	111,810	198,075	1,226,893	1,696,571
Dist. Columbia	319,517	455	112,034	6,781	124,338
Florida.....	8,909,746	520,966	7,965	31,983	53,639	1,537,060
Georgia.....	80,390,228	6,854,382	1,281,623	193,266	352,926	19,787,086
Idaho.....	637,797	57,932	24,577	725	153,007
Illinois.....	210,860,585	56,718,944	1,087,144	765,992	3,571,789	22,338,767
Indiana.....	122,914,302	30,246,962	2,645,679	487,479	2,858,086	9,675,348
Iowa.....	114,386,441	25,781,223	1,200,468	244,963	1,075,169	8,377,878
Kansas.....	27,630,651	4,156,386	368,947	129,013	158,046	2,519,452
Kentucky.....	87,477,374	24,121,861	574,994	527,329	1,231,385	10,709,382
Louisiana.....	52,006,622	817,831	92,596	176,969	142,129	11,042,789
Maine.....	33,470,044	4,939,071	1,531,741	266,397	874,569	2,903,292
Maryland.....	35,343,927	4,621,418	613,209	1,039,782	1,319,405	8,560,367
Massachusetts..	32,192,378	4,324,658	1,616,818	1,980,231	939,854	5,821,032
Michigan.....	81,508,623	11,711,624	2,559,682	352,658	3,447,985	8,421,161
Minnesota.....	33,446,400	3,076,650	311,528	115,234	15,818	4,459,201
Mississippi....	73,137,953	4,090,818	39,975	61,735	71,018	10,326,794
Missouri.....	103,035,759	23,626,784	793,343	406,655	2,617,462	8,797,487
Montana.....	1,676,660	169,092	918	35,130	325,213
Nebraska.....	8,604,742	854,850	36,307	30,649	9,932	882,478
Nevada.....	1,659,713	104,471	36,700	31,235	900	438,350
N. Hampshire..	22,473,547	3,720,243	1,743,944	119,997	743,552	2,319,164
New Jersey....	42,725,198	6,982,162	352,704	2,978,250	1,295,282	8,314,548
New Mexico....	1,905,060	224,765	500	64,132	13,609	523,888
New York.....	253,526,153	28,225,720	6,689,179	3,432,354	8,347,417	34,451,362
North Carolina	57,845,940	7,983,132	1,089,115	48,499	394,749	8,342,856
Ohio.....	198,256,907	40,498,375	2,719,140	1,289,272	5,843,679	16,480,778
Oregon.....	7,122,790	1,365,737	259,220	105,371	310,041	719,875
Pennsylvania..	183,946,027	28,412,903	2,670,370	1,810,016	4,208,094	23,181,944
Rhode Island..	4,761,163	755,552	254,683	316,133	43,036	1,124,118
South Carolina	41,909,402	2,507,149	167,253	127,459	47,960	7,404,297
Tennessee.....	86,472,847	15,856,880	335,317	301,093	571,520	7,118,003
Texas.....	49,185,170	4,835,284	66,841	74,924	69,172	4,777,638
Utah.....	1,973,142	172,382	800	8,700	43,938	133,695
Vermont.....	34,647,027	4,320,619	1,238,929	42,225	682,241	4,155,385
Virginia.....	51,774,801	8,375,975	686,862	505,117	891,231	9,753,041
Washington...	2,111,902	292,280	19,705	74,462	71,863	215,522
W. Virginia....	23,379,692	4,914,792	363,668	69,974	848,773	1,903,788
Wisconsin.....	78,027,032	11,914,643	1,327,618	226,665	819,268	8,186,110
Wyoming.....	42,760	11,712	3,075
Total—U. S..	2,447,538,658	398,956,376	36,808,277	20,719,229	47,335,189	310,286,285

NOTE.—The Census of Agriculture in the United States must be received with many grains of allowance, because of the very imperfect character of the forms or schedules under which it was taken. The schedule required the products of each farm in the United States for the year ending June 1. But there is no agricultural year ending June 1. Moreover, there were excluded from the enumeration the produce of all farms of less than three acres in extent, unless producing vegetables, etc., to the amount of \$500; or upwards, in value. Very large products must therefore have been excluded from the Census of Agriculture by its very terms.

STATISTICS OF AMERICAN AGRICULTURE.

THE following statistics of the agricultural products of the United States represent the leading crops for a series of years since 1870. For the year 1869 we have the figures of the census of 1870, which are the result of a detailed enumeration taken by the United States marshals and their deputies as to the amount of land under tillage, and the quantity of each crop produced during the agricultural year 1869. The figures here given for each year since do not represent a census of agriculture, but the estimates made up by the Department of Agriculture from the returns received through its correspondents in all parts of the country. These correspondents estimate the area in specific crops, and from their own experience and judgment form an opinion of the condition of the plant of each crop from month to month, and ultimately of the quantities produced. These returns are recorded, and the records prepared by counties are summed up and averaged at the Agricultural Department, and the averages corrected by a duplicate record, in which the difference in the productive value of the counties is considered. To cite the language of the Report of the Commissioner of Agriculture, "the corrected result stands as an average, not inevitably of the whole State, but of such portion, half or two thirds, or whatever area is reported of the entire State." While the results cannot possess the authority of an accurate census, they are all that we have since 1870, except in a few States where agricultural statistics are collected by law.

Crops of Principal Cereals in the United States, 1870-1877.

[Condensed from the Reports of the Commissioner of Agriculture.]

1. Indian Corn.

Years.	Bushels.	Acres.	Value.	Yield per acre.	Average price.	Value per acre.
			Dollars.		Cents.	Dollars.
1870.....	1,094,255,000	38,646,977	601,839,030	28.3	54.9	15 57
1871.....	991,898,000	34,091,137	478,275,900	29.1	48.2	14 02
1872.....	1,092,719,000	35,526,836	435,149,290	30.7	39.8	12 24
1873.....	932,274,000	39,197,148	447,183,020	23.8	48.0	11 41
1874.....	850,148,500	41,036,918	550,043,080	20.7	64.7	19 40
1875.....	1,321,669,000	44,841,371	555,445,930	29.4	42.0	12 38
1876.....	1,283,827,500	49,033,364	475,491,210	26.1	37.0	9 69
1877.....	1,342,558,000	50,369,113	480,643,400	26.6	35.8	9 54
Total.....	8,908,749,000	332,742,864	4,024,070,860
Ann'al Av'ge.	1,113,593,625	41,592,858	503,008.857	26.7	45.1	12 09

2. Wheat.

Years.	Bushels.	Acres.	Value.	Yield per acre.	Average price.	Value per acre.
			Dollars.		Dollars.	Dollars.
1870.....	235,884,700	18,992,591	245,865,045	12.4	1 04.2	12 94
1871.....	230,722,400	19,943,893	290,411,820	11.5	1 25.8	14 56
1872.....	249,997,100	20,858,359	310,180,375	11.9	1 24.0	14 87
1873.....	281,254,700	22,171,676	323,594,805	12.7	1 15.0	14 50
1874.....	308,102,700	24,967,027	291,107,895	12.3	94.4	11 66
1875.....	292,136,000	26,381,512	294,580,990	11.0	1 00.0	11 16
1876.....	289,356,500	27,627,021	300,259,300	10.4	1 03.7	10 86
1877.....	365,094,800	26,193,407	395,155,375	13.9	1 08.2	15 03
Total.....	2,252,548,900	187,135,486	2,451,155,605
Ann'al Av'ge.	281,743,612	23,891,936	306,394,451	12.0	1 08.8	13 09

3. Oats.

Years.	Bushels.	Acres.	Value.	Yield per acre.	Average price.	Value per acre.
			Dollars.	Bushels.	Cents.	Dollars.
1870.....	247,277,400	8,792,395	107,136,710	28.1	43.3	12 18
1871.....	255,743,000	8,365,809	102,570,030	30.5	40.1	12 26
1872.....	271,747,000	9,000,769	91,315,710	30.1	33.6	10 14
1873.....	270,340,000	9,751,700	101,175,750	27.7	37.4	10 37
1874.....	240,369,000	10,897,412	125,047,530	22.0	52.0	11 47
1875.....	354,317,500	11,915,075	129,499,930	29.7	36.5	10 86
1876.....	320,884,000	13,358,908	112,865,900	24.0	35.1	8 44
1877.....	406,394,000	12,826,148	118,661,550	31.6	29.2	9 25
Total.....	2,367,071,900	84,908,216	888,273,110
Ann'al Av'ge.	295,883,990	10,613,527	111,034,139	27.9	38.4	10 56
4. Barley : ann. av., 8 years.....	31,814,724	1,477,809	25,082,158	21.5	78.8	16 97
5. Rye : ann. av., 8 years	16,890,950	1,225,307	12,543,888	13.7	75.2	10 33
6. Buckwh't: ann. av., 8 years.....	9,010,737	524,755	6,927,429	17.1	76.8	13 20
Potatoes : ann. av., 8 yrs, 1870-77	127,827,337	1,440,856	74,290,614	88.7	58.1	52.04
Hay : crop of 1877, tons..	31,629,300	25,367,708	271,934,950	1.24	\$8.60	10.72
Cotton : crop of '77, bales	4,750,000	12,056,855	209,000,000	lbs. 176	cts. 10.0	17.60

Table showing the average cash value per acre of the principal crops of the farm, taken together, in each State, for the year 1877.

[From the Report of the Commissioner of Agriculture for 1877.]

STATES.	Av'ge value per acre.	STATES.	Av'ge value per acre.	STATES.	Av'ge value per acre.
Maine.....	\$13 49	South Carolina ...	\$7 97	Indiana.....	\$11 42
N. Hampshire.....	17 02	Georgia.....	8 18	Illinois.....	10 04
Vermont.....	13 18	Florida.....	9 32	Wisconsin.....	11 10
Massachusetts....	17 54	Alabama.....	8 25	Minnesota.....	12 79
Rhode Island.....	22 59	Mississippi.....	9 77	Iowa.....	9 09
Connecticut.....	21 43	Louisiana.....	9 86	Missouri.....	9 68
New York.....	14 79	Texas.....	11 45	Kansas.....	8 39
New Jersey.....	19 06	Arkansas.....	10 51	Nebraska.....	7 89
Pennsylvania.....	14 30	Tennessee.....	9 75	California.....	13 73
Delaware.....	13 65	W. Virginia.....	12 46	Oregon.....	20 75
Maryland.....	15 30	Kentucky.....	10 46	Nevada, Colorado, and the Territo- ries.....	18 13
Virginia.....	9 96	Ohio.....	13 34		
North Carolina....	8 01	Michigan.....	15 63		

Agricultural Crops of 1878 in the United States.

[Estimate by the Department of Agriculture.]

1. Wheat.....	420,122,000 bushels.	6. Potatoes.....	124,000,000 bushels.
2. Corn.....	1,388,218,000 "	7. Hay.....	37,955,300 tons.
3. Oats.....	413,000,000 "	8. Cotton.....	5,200,000 bales.
4. Barley.....	42,000,000 "	9. Tobacco.....	393,000,000 lbs.
5. Rye.....	26,000,000 "		

PRINCIPAL CEREAL PRODUCTIONS OF THE UNITED STATES, 1870.

[From the Official Report of the Ninth Census, 1870.]

STATES AND TERRITORIES.	Wheat.	Indian Corn.	Oats.	Barley.	Rye.	Buck-wheat.
	<i>Bushels.</i>	<i>Bushels.</i>	<i>Bushels.</i>	<i>Bushels.</i>	<i>Bushels.</i>	<i>Bushels.</i>
The U. S.	287,745,626	760,944,549	282,107,157	29,761,305	16,918,795	9,821,721
1 Alabama	1,055,048	16,977,948	770,866	5,174	18,977	141
2 Arizona	27,052	32,041	25	55,077
3 Arkansas	741,736	13,382,145	528,777	1,921	27,645	226
4 California	16,676,702	1,221,222	1,757,507	8,783,490	26,275	21,928
5 Colorado	258,474	231,903	332,940	35,141	5,235	178
6 Connecticut	38,144	1,570,364	1,114,595	26,458	289,057	148,155
7 Dakota	170,662	133,140	114,327	4,118	179
8 Delaware	845,477	3,010,390	554,388	1,799	10,222	1,349
9 Dist. of Columbia.	3,782	28,020	8,500	3,724	7
10 Florida	2,225,056	114,204	12	545
11 Georgia	2,127,017	17,646,459	1,904,601	5,640	82,549	402
12 Idaho	75,640	5,750	100,119	72,316	1,756
13 Illinois	30,128,405	129,921,395	42,780,851	2,480,400	2,456,578	168,862
14 Indiana	27,747,222	51,094,533	8,590,409	356,262	457,468	80,231
15 Iowa	29,435,692	68,935,065	21,005,142	1,960,779	505,897	109,432
16 Kansas	2,391,198	17,025,525	4,097,925	98,405	85,207	27,826
17 Kentucky	5,728,704	50,091,006	6,620,103	238,486	1,108,933	3,443
18 Louisiana	9,906	7,596,628	17,782	1,226	984	260
19 Maine	278,793	1,089,883	2,351,354	658,816	34,115	466,635
20 Maryland	5,774,593	11,701,817	3,221,643	11,315	307,089	77,867
21 Massachusetts	34,648	1,397,807	797,664	133,071	239,227	58,049
22 Michigan	16,265,773	14,086,238	8,954,466	834,558	144,508	436,755
23 Minnesota	18,865,073	4,743,117	10,678,261	1,032,024	78,088	52,438
24 Mississippi	274,479	15,637,316	414,586	3,973	14,852	1,619
25 Missouri	14,315,926	66,084,075	16,578,313	269,240	559,532	36,252
26 Montana	181,184	320	149,367	85,756	1,141	988
27 Nebraska	2,125,086	4,736,710	1,477,562	216,481	13,532	3,471
28 Nevada	228,866	9,660	55,916	295,452	310	985
29 New Hampshire . . .	193,621	1,277,768	1,146,451	105,822	47,420	100,034
30 New Jersey	2,301,433	8,745,384	4,009,830	8,283	566,775	353,983
31 New Mexico	352,822	640,823	67,660	3,876	42	10
32 New York	12,178,472	16,462,825	35,293,625	7,434,621	2,478,125	3,904,030
33 North Carolina . . .	2,859,879	18,454,215	3,220,105	3,186	352,006	20,109
34 Ohio	27,832,159	67,501,144	25,347,549	1,715,221	846,890	180,341
35 Oregon	2,340,746	72,138	2,029,909	210,736	8,890	1,645
36 Pennsylvania	19,672,967	34,702,006	36,478,585	529,562	3,577,641	2,532,173
37 Rhode Island	734	311,957	157,010	33,559	20,214	1,444
38 South Carolina	783,610	7,614,207	613,593	4,752	36,165	312
39 Tennessee	6,188,916	41,343,614	4,513,315	75,068	223,335	77,437
40 Texas	415,112	20,554,538	762,663	44,351	28,521	44
41 Utah	558,473	95,557	65,650	49,117	1,312	178
42 Vermont	454,703	1,699,882	3,602,430	117,333	73,346	415,096
43 Virginia	7,398,787	17,649,304	6,857,555	7,259	582,264	45,075
44 Washington	217,043	21,781	255,169	55,737	4,453	316
45 West Virginia	2,483,543	8,197,865	2,413,749	50,363	277,746	82,916
46 Wisconsin	25,606,344	15,033,998	20,180,016	1,645,019	1,325,294	408,897
47 Wyoming
Total—U. S.	287,745,626	760,944,549	282,107,157	29,761,305	16,918,795	9,821,721

NOTE.—The production of the six cereals above named, at the two preceding censuses, was as follows :

	Wheat.	Indian Corn.	Oats.	Barley.	Rye.	Buck-wheat.
	<i>Bushels.</i>	<i>Bushels.</i>	<i>Bushels.</i>	<i>Bushels.</i>	<i>Bushels.</i>	<i>Bushels.</i>
Census of 1850	100,435,944	592,071,104	146,584,179	5,167,015	14,188,813	8,956,912
Census of 1860	173,104,924	838,792,742	172,643,185	15,825,898	21,101,380	17,571,818

CROPS OF CANE-SUGAR, IN ROUND NUMBERS.

	Tons.		Tons.
Cuba.....	700,000	Louisiana.....	75,000
Porto Rico.....	80,000	Peru.....	50,000
British, Dutch, and Danish West Indies.....	250,000	Egypt.....	40,000
Java.....	200,000	Central America and Mexico...	40,000
Brazil.....	170,000	Reunion.....	30,000
Manila.....	130,000	British India and Penang.....	30,000
China.....	120,000	Honolulu.....	10,000
Mauritius.....	100,000	Natal.....	10,000
Martinique and Guadaloupe....	100,000	Australia.....	51,000
Total tons.....			2,140,000

BEEET-ROOT SUGAR.

	Tons.		Tons.
German Empire.....	346,646	Austria and Hungary.....	153,922
France.....	462,259	Belgium.....	79,796
Russia and Poland.....	245,000	Holland and other countries....	30,000
Total tons.....			1,317,623
Total sugar produced in 1875, pounds.....			7,745,075,520

CONSUMPTION OF SUGAR IN THE UNITED STATES, 1860-1877.

CONSUMPTION OF MOLASSES IN THE UNITED STATES, 1860-1877.

YEARS.	Total consumption.	Imported.	Domestic.	YEARS.	Total consumption.	Imported.	Domestic.
	Tons of 2,240 lbs.	Tons of 2,240 lbs.	Tons of 2,240 lbs.		Gallons.	Gallons.	Gallons.
1860....	415,281	296,250	119,031	1860....	47,318,877	28,724,205	18,594,672
1861....	363,819	241,420	122,399	1861....	40,191,556	20,383,556	19,808,000
1862....	432,411	241,411	191,000	1862....	62,668,400	25,650,400	37,018,000
1863....	284,308	231,398	52,910	1863....	37,569,088	26,569,088	11,000,000
1864....	220,660	192,660	28,000	1864....	32,410,325	28,582,325	3,828,000
1865....	350,809	345,809	5,000	1865....	35,185,038	34,335,038	850,000
1866....	391,678	383,178	8,500	1866....	45,140,110	43,840,110	1,300,000
1867....	400,568	378,068	22,500	1867....	49,776,465	46,776,465	3,000,000
1868....	469,533	446,533	23,000	1868....	55,957,969	52,587,969	3,370,000
1869....	492,899	447,899	45,000	1869....	54,361,092	47,961,092	6,400,000
1870....	530,692	483,892	46,800	1870....	49,323,171	42,723,171	6,600,000
1871....	633,314	553,714	79,600	1871....	52,065,784	41,165,784	10,900,000
1872....	637,373	567,573	69,800	1872....	53,695,203	42,995,203	10,700,000
1873....	652,025	592,725	59,300	1873....	51,485,526	41,985,526	9,500,000
1874....	710,369	661,869	48,500	1874....	48,206,257	39,506,257	8,700,000
1875....	685,352	621,852	63,500	1875....	58,608,734	46,418,734	12,190,000
1876....	638,369	561,369	77,000	1876....	48,809,504	36,459,504	12,350,000
1877....	666,194	577,194	89,000	1877....	39,965,906	27,065,906	11,900,000
1878....	685,670	614,170	71,500	1878....	43,812,509	28,662,509	15,150,000

SUGAR PRODUCT OF LOUISIANA, 1823-1877.

Years.	Hogs-heads.	Years.	Hogs-heads.	Years.	Hogs-heads.	Years.	Hogs-heads.
1823....	30,000	1838....	70,000	1851....	236,547	1865....	18,070
1824....	32,000	1839....	115,000	1852....	321,934	1866....	41,000
1825....	30,000	1840....	87,000	1853....	449,324	1867....	37,647
1826....	45,000	1841....	90,000	1854....	346,635	1868....	84,256
1827....	71,000	1842....	140,000	1855....	231,427	1869....	87,090
1828....	88,000	1843....	100,000	1856....	73,296	1870....	144,881
1829....	48,000	1844....	200,000	1857....	279,697	1871....	128,461
1832....	70,000	1845....	186,000	1858....	362,296	1872....	108,520
1833....	75,000	1846....	140,000	1859....	221,840	1873....	89,498
1834....	100,000	1847....	240,000	1860....	228,753	1874....	116,867
1835....	30,000	1848....	220,000	1861....	459,410	1875....	144,146
1836....	70,000	1849....	247,923	1863....	76,801	1876....	169,331
1837....	65,000	1850....	211,201	1864....	10,387	1877....	127,753
						1878....	213,221

The average weight of the hogshead is reckoned at 1,137 pounds net.

COTTON CROP OF THE UNITED STATES FOR 50 YEARS.

YEARS ENDING SEPTEMBER 1.

From the Commercial and Financial Chronicle.

Year.	Bales.	Year.	Bales.	Year.	Bales.	Year.	Bales.
1829	870,415	1841	1,634,945	1853	3,262,882	1866	2,193,987
1830	976,845	1842	1,683,574	1854	2,930,027	1867	2,019,774
1831	1,038,848	1843	2,378,875	1855	2,847,339	1868	2,593,993
1832	987,487	1844	2,030,409	1856	3,527,845	1869	2,439,039
1833	1,070,438	1845	2,394,503	1857	2,939,519	1870	3,154,946
1834	1,205,324	1846	2,100,537	1858	3,113,962	1871	4,352,317
1835	1,254,328	1847	1,778,651	1859	3,851,481	1872	2,974,351
1836	1,360,752	1848	2,347,634	1860	4,669,770	1873	3,930,508
1837	1,422,930	1849	2,728,596	1861	3,656,006	1874	4,170,388
1838	1,801,497	1850	2,096,706	1862	} No record	1875	3,832,991
1839	1,360,532	1851	2,355,257	to		1876	4,669,288
1840	2,177,835	1852	3,015,029	1865		1877	4,485,423
						1878	4,811,265
						1879	5,073,531

. NOTE.—The average net weight per bale is 440 lbs.

Cotton Goods Manufactured in the United States.

The following table exhibits the estimated cotton manufactures of the U. S. for the year ending July 1, 1875, the relative number of bales of cotton used, and number of mills and spindles engaged in the manufacture, North and South.

[From the Commercial and Financial Chronicle, New York.]

STATES.	No. of Mills.	No. of Spindles.	Average Size of Yarn. No.	Average Running Time. Weeks.	Average Consumption of Cotton per Spindle. Lbs.	Quantity of Cotton used. Lbs.	Quantity of Cotton used. Bales.
NORTHERN.							
Maine.....	27	633,944	23.14	50.50	53.00	33,603,236	72,421
N. Hampshire.	36	815,709	22.66	50.22	70.25	57,326,126	123,535
Vermont.....	10	46,344	29.55	50.54	51.51	2,372,420	5,513
Massachusetts.	206	3,775,634	28.69	46.17	55.33	208,894,352	450,204
Rhode Island..	129	1,438,479	33.88	48.00	42.69	61,409,470	132,348
Connecticut...	108	889,784	30.66	47.20	51.12	45,492,513	98,044
New York.....	60	615,205	36.38	49.65	46.30	28,473,469	61,365
New Jersey....	22	178,928	29.13	50.83	57.62	10,114,300	21,798
Pennsylvania..	60	451,900	18.07	43.62	69.85	31,572,305	68,044
Delaware.....	8	48,276	23.17	52.00	69.96	3,358,162	7,246
Maryland.....	20	127,352	11.05	47.88	168.25	21,368,020	46,042
Ohio.....	4	13,000	8.00	43.50	135.69	1,764,000	3,802
Indiana.....	4	22,988	15.70	48.55	141.80	3,261,340	7,029
Total North.	694	9,057,543	28.42	47.52	56.25	509,009,613	1,097,001
SOUTHERN.							
Alabama.....	14	58,480	12.75	45.50	114.51	6,756,170	14,561
Arkansas.....	2	1,781	10.38	46.34	73.56	132,400	285
Georgia.....	47	131,340	12.87	46.35	177.39	23,299,303	50,214
Kentucky.....	3	9,514	6.92	50.45	254.40	2,420,362	5,216
Louisiana.....	3	2,260	8.50	50.00	315.50	713,033	1,537
Mississippi....	9	18,256	11.07	46.00	110.60	1,990,800	4,291
Missouri.....	3	19,700	11.85	46.05	140.52	2,810,485	6,057
North Carolina	31	54,500	11.28	43.97	121.72	6,694,641	14,428
South Carolina	18	70,282	4.00	51.15	137.57	9,671,028	19,945
Tennessee.....	40	55,384	11.66	43.17	121.85	6,701,718	14,443
Texas.....	2	5,700	12.00	50.63	172.34	982,365	2,117
Virginia.....	9	54,624	15.22	51.63	115.85	5,560,835	11,985
Total South.	181	481,821	12.67	49.07	140.57	67,733,140	145,079
Grand Total.	875	9,539,364	27.60	47.60	60.46	576,742,753	1,242,080

PRODUCTION OF PIG IRON IN THE SIX YEARS, 1872 TO 1877, BY STATES.

[Statistics collected from the manufacturers by The American Iron and Steel Association.]

STATES.	Furnaces, Dec. 31,	Condition of Furnaces on De- cember 31.				Make of Pig Iron in Tons of 2,000 pounds.					
		1876.		1877.		1872.	1873.	1874.	1875.	1876.	1877.
		In Bl't	Out of Bl't	In Bl't	Out of Bl't						
Pennsylvania.	278	113	166	131	147	1,401,497	1,339,573	1,213,133	960,884	1,009,613	1,153,356
Ohio.....	107	38	62	49	58	399,743	406,029	425,001	415,893	403,277	400,398
New York.....	59	23	34	24	35	291,155	296,818	326,721	266,431	181,620	230,442
Michigan.....	32	7	27	9	23	100,222	123,506	136,662	114,805	95,177	82,216
Missouri.....	18	6	13	2	16	101,158	85,552	75,817	59,717	68,223	73,565
Illinois.....	12	3	9	2	10	78,627	55,796	37,946	49,762	54,168	61,358
New Jersey...	19	4	14	7	12	103,858	102,341	90,150	64,069	25,349	52,909
Kentucky....	22	4	19	7	15	67,396	69,889	61,227	48,339	34,686	47,607
Alabama.....	13	5	8	7	6	12,512	22,283	32,863	25,108	24,732	41,241
West Virginia.	12	1	11	2	10	20,796	23,056	30,134	25,277	41,165	31,905
Maryland.....	24	5	19	6	18	63,031	55,986	54,556	38,741	19,876	26,959
Tennessee....	22	5	19	6	16	42,454	43,134	48,770	23,311	24,585	25,940
Wisconsin....	15	5	9	4	11	65,036	74,148	50,792	62,139	51,261	22,205
Indiana.....	8	3	6	1	7	39,221	32,486	13,732	22,081	14,547	15,460
Connecticut..	10	4	6	5	5	22,700	26,977	14,518	10,880	10,160	14,443
Georgia.....	11	2	9	2	9	2,945	7,501	9,786	16,508	10,518	13,223
Virginia.....	33	6	27	5	23	21,445	26,475	29,451	29,985	13,046	12,434
Massachusetts	6	1	5	...	6	17,070	21,136	27,991	21,255	5,040	2,904
Maine.....	1	1	...	1	780	1,661	2,046	3,002	1,960
Texas.....	1	...	1	...	1	619	280	1,012	...	426	525
N. Carolina...	7	...	7	...	7	1,073	1,432	1,340	800	400	325
Vermont.....	2	...	2	...	2	2,000	3,100	3,450	2,400	550	210
Oregon.....	1	...	1	...	1	2,500	1,000	1,750	...
Utah.....	3	...	2	...	3	200	150	65	...
Total.....	716	236	476	270	446	2,851,553	2,868,278	2,689,413	2,266,581	2,093,236	2,314,585

Area of the Coal Fields of the United States, and Annual Production.

STATES AND TERRITORIES.	Area, square miles.	Tons produced in 1869 (U.S. census, 1870).	Value, 1870.	Tons produced, 1877. (Saward's estimate).
1 Pennsylvania, } Anthracite.....	472	13,664,275	38,436,745	23,619,911
} Bituminous....	12,302	7,798,518	13,921,069	12,500,000
2 Ohio.....	10,000	2,527,285	5,482,952	5,250,000
3 Illinois.....	36,800	2,624,163	6,097,432	3,500,000
4 Maryland, Bituminous.....	550	1,819,824	2,409,208	1,574,339
5 West Virginia.....	16,000	608,878	1,035,862	1,000,000
6 Iowa.....	18,000	263,487	874,334	1,500,000
7 Indiana.....	6,450	437,870	988,621	1,000,000
8 Missouri.....	26,887	621,930	2,011,820	900,000
9 Kentucky.....	12,871	150,582	446,795	850,000
10 Tennessee.....	5,100	133,418	330,498	750,000
11 California.....	600,000
12 Colorado.....	4,500	16,500	300,000
13 Kansas.....	22,256	32,938	114,278	200,000
14 Oregon.....	200,000
15 Alabama.....	5,330	11,000	39,000	175,000
16 Washington.....	17,844	107,064	150,000
17 Wyoming.....	50,000	800,000	100,000
18 Virginia.....	185	61,803	226,114	90,000
19 Michigan.....	6,700	28,150	104,200	30,000
20 Nebraska.....	3,000	1,425	8,550	50,000
21 Utah.....	5,800	14,950	45,000
22 Rhode Island.....	500	14,000	59,000	14,000
23 Arkansas.....	12,000
24 Texas.....	20,000
.....	32,863,690	73,524,992	54,398,250

TABLE SHOWING THE MILEAGE, CAPITAL, COST, AND REVENUE OF ALL THE RAILROADS OF THE UNITED STATES FOR 1878.

[From Poor's Manual of the Railroads of the United States for 1879.]

States.	Length of line.	Sidings, double track, etc.	CAPITAL ACCOUNT.			
			Capital stock.	Funded debt.	Other debt.	Total amount.
	miles.	miles.	\$	\$	\$	\$
1 Alabama.....	2,059.95	143.66	36,448,618	45,552,749	4,110,374	86,111,741
2 Arkansas.....	471.16	17.63	7,916,800	7,230,000	102,300	15,249,100
3 California.....	1,392.18	121.37	59,201,117	41,107,822	7,103,821	107,412,760
4 Colorado.....	963.50	39.41	24,234,000	16,394,751	1,748,319	42,377,070
5 Connecticut....	1,017.92	318.01	37,505,771	13,505,878	1,728,203	52,739,852
6 Dakota.....	257.00	11.90	6,297,300	1,491,000	256,618	8,044,918
7 Delaware.....	204.72	18.60	2,439,223	1,593,600	4,032,823
8 Florida.....	448.85	20.23	5,410,000	3,517,000	137,104	9,064,104
9 Georgia.....	2,551.12	157.69	39,156,137	20,040,100	979,392	60,175,629
10 Illinois.....	8,624.39	1,622.99	208,333,065	172,141,431	16,039,187	396,563,683
11 Indiana.....	4,066.41	605.75	95,401,120	95,608,992	5,007,554	196,317,666
12 Iowa.....	3,038.61	230.39	59,892,394	38,731,215	3,755,686	102,379,295
13 Kansas.....	2,291.91	184.25	41,233,150	68,058,600	5,137,864	114,429,614
14 Kentucky.....	1,612.67	197.62	21,240,686	36,974,714	2,704,451	60,919,851
15 Louisiana.....	913.00	89.92	15,709,388	21,681,851	763,901	38,155,140
16 Maine.....	1,040.10	140.94	16,465,157	24,714,464	844,953	42,024,574
17 Maryl'd & D. C.	1,194.58	757.55	37,213,372	68,238,601	6,545,010	111,996,983
18 Massachusetts..	1,970.87	1,254.98	91,658,872	44,778,178	7,710,460	144,147,510
19 Michigan.....	3,388.31	679.55	60,239,647	69,502,408	6,802,657	136,544,712
20 Minnesota.....	2,136.97	122.14	44,244,342	34,801,896	2,084,237	81,130,475
21 Mississippi.....	320.00	22.40	3,204,075	5,610,883	444,174	9,259,132
22 Missouri.....	4,428.87	535.09	129,867,174	119,154,796	6,305,212	255,327,182
23 Nebraska.....	736.19	69.40	13,901,450	14,107,700	668,645	28,677,795
24 Nevada.....	180.45	51.60	6,900,000	1,801,000	8,701,000
25 New Hampshire.	879.62	166.31	18,594,475	6,786,500	573,730	25,954,705
26 New Jersey.....	1,693.85	1,094.38	87,916,980	105,942,374	8,149,863	202,009,217
27 New York.....	5,824.95	3,515.66	277,262,806	225,301,639	20,370,510	522,934,955
28 North Carolina.	1,396.39	78.01	18,082,300	16,085,100	1,470,614	35,638,014
29 Ohio.....	6,233.31	2,197.72	219,141,120	214,368,402	23,588,804	457,098,326
30 Oregon.....	282.71	16.58	15,645,000	15,645,000
31 Pennsylvania...	5,682.61	3,968.02	279,352,309	323,177,469	14,245,127	606,774,905
32 Rhode Island...	143.80	66.85	4,519,088	2,083,500	196,656	6,799,244
33 South Carolina.	1,180.48	80.95	17,110,286	15,960,959	2,299,914	35,371,159
34 Tennessee.....	1,291.05	131.01	18,210,032	21,983,100	1,505,819	41,698,951
35 Texas.....	2,133.06	152.51	32,413,000	56,493,925	5,447,040	94,353,965
36 Utah.....	450.20	38.70	7,745,000	7,224,000	14,969,000
37 Vermont.....	813.22	82.27	19,086,300	13,947,000	556,228	33,589,528
38 Virginia.....	1,475.31	102.40	30,413,224	30,128,160	6,305,825	66,847,209
39 Washington....	211.50	9.72	6,881,719	606,932	591,986	8,080,637
40 West Virginia..	610.88	109.07	23,227,286	29,173,820	4,727,900	57,129,006
41 Wisconsin.....	2,963.14	309.51	61,156,294	59,876,214	2,393,635	123,426,143
Union Pac. R. R.	1,042.40	116.12	36,762,300	78,062,512	2,000,000	116,824,812
Cent'l Pac. R. R.	1,213.38	169.47	54,275,500	104,249,680	6,844,783	145,369,963

Recapitulation by Groups of States.

New England.....	5,865.53	2,029.36	187,829,663	105,815,520	11,610,230	305,255,413
Middle.....	14,776.99	9,385.63	691,461,574	725,168,683	52,146,160	1,468,776,417
Southern.....	13,683.42	1,101.54	220,935,148	245,793,436	22,613,818	489,342,402
Western & S. Wes'n	41,732.82	6,778.74	1,004,620,856	987,961,331	79,337,758	2,071,919,945
Pacific.....	2,517.04	237.97	96,372,836	50,739,754	7,695,807	154,808,397
Pacific Railroads..	78,575.80	19,532.24	2,201,220,077	2,115,478,724	173,403,773	4,490,102,574
	2,255.78	285.59	91,037,800	182,312,192	8,844,783	282,194,775
United States.....	80,831.58	22,817.83	2,292,257,877	2,297,790,916	182,248,556	4,772,297,349

TABLE SHOWING THE MILEAGE, CAPITAL, COST, AND REVENUE OF ALL THE RAILROADS OF THE UNITED STATES FOR 1878.—(Concluded.)

[From Poor's Manual of the Railroads of the United States for 1879.]

States.	Cost of railroad and equipment.	REVENUE ACCOUNT.			Interest paid on bonds.	Dividend paid on stock.
		Gross earnings.	Working expenses.	Net earnings.		
	\$	\$	\$	\$	\$	\$
1 Alabama.....	79,546,541	5,014,985	3,445,370	1,569,615	612,115	150,331
2 Arkansas.....	14,226,074	780,836	529,485	251,351	141,957
3 California.....	102,177,501	5,992,519	4,317,902	1,674,617	2,101,117
4 Colorado.....	38,486,150	1,636,443	962,747	673,696	456,966
5 Connecticut.....	51,930,872	8,773,290	5,574,770	3,198,520	608,118	2,274,180
6 Dakota.....	8,044,918	536,576	314,926	221,650	25,984
7 Delaware.....	4,210,591	499,010	350,472	148,538	71,626	89,502
8 Florida.....	8,964,104	688,081	552,294	135,787	32,830	36,755
9 Georgia.....	53,828,288	7,601,292	4,890,439	2,710,853	729,985	1,417,953
10 Illinois.....	380,779,971	58,146,132	32,936,349	25,209,783	8,308,596	8,745,134
11 Indiana.....	189,994,590	19,789,077	14,786,411	5,002,666	3,932,405	421,060
12 Iowa.....	101,033,210	5,509,397	3,682,896	1,826,501	1,884,586	1,270,411
13 Kansas.....	105,648,922	9,872,931	6,283,266	3,589,665	1,289,809
14 Kentucky.....	57,317,373	6,883,658	4,175,090	2,708,568	1,845,943	576,649
15 Louisiana.....	36,350,106	3,887,636	2,575,152	1,312,484	769,443	80,000
16 Maine.....	41,282,955	3,377,495	2,341,314	1,036,181	979,154	423,420
17 Maryland & D. C.....	94,489,251	15,398,454	9,409,872	5,988,582	3,391,090	1,230,090
18 Massachusetts.....	126,954,493	21,893,031	14,880,455	7,012,576	2,744,474	3,613,184
19 Michigan.....	138,106,707	15,495,343	10,915,664	4,579,679	3,016,036	1,020,179
20 Minnesota.....	81,681,529	5,495,881	3,250,984	2,244,897	1,296,250	181,459
21 Mississippi.....	7,997,769	892,706	549,026	343,680	403,457
22 Missouri.....	238,567,492	21,056,623	13,327,295	7,729,328	6,190,964	10,000
23 Nebraska.....	28,129,578	2,515,122	1,037,962	1,477,160	781,738	274,923
24 Nevada.....	6,208,029	1,604,442	879,350	725,092	77,070	750,000
25 New Hampshire.....	25,858,231	3,171,170	2,154,513	1,016,657	365,933	808,187
26 New Jersey.....	156,333,425	19,347,885	13,202,483	6,145,402	4,129,883	3,554,094
27 New York.....	443,823,023	56,570,178	36,336,449	20,233,729	11,067,681	9,956,439
28 North Carolina.....	35,301,708	2,353,149	1,587,106	766,043	377,215	67,686
29 Ohio.....	404,530,593	47,757,179	31,381,468	16,375,711	7,680,209	6,118,310
30 Oregon.....	6,828,242	717,944	480,300	237,644
31 Pennsylvania.....	388,495,093	62,835,633	34,047,644	28,787,989	21,485,686	6,318,317
32 Rhode Island.....	6,156,521	1,000,369	641,764	358,605	138,350	310,500
33 South Carolina.....	31,942,088	2,886,816	1,880,497	1,006,319	570,596
34 Tennessee.....	38,796,564	5,112,553	3,141,368	1,971,185	1,248,518	292,432
35 Texas.....	88,719,516	9,241,344	5,319,834	3,921,510	1,726,478
36 Utah.....	14,969,000	1,643,707	822,354	821,353	229,171	180,000
37 Vermont.....	32,938,313	3,044,848	1,981,460	1,063,388	316,102	137,184
38 Virginia.....	55,097,479	5,540,058	4,026,245	1,513,813	903,309	183,993
39 Washington.....	8,146,203	123,879	80,950	42,929
40 West Virginia.....	48,137,369	2,744,158	2,146,794	597,364	155,000
41 Wisconsin.....	121,078,804	12,019,391	7,144,759	4,864,632	3,457,166	1,299,346
Union Pacific R.R.....	118,081,052	13,121,272	5,376,586	7,744,686	3,466,443	1,837,250
Central Pac. R. R.....	145,089,683	17,530,858	8,786,119	8,744,739	3,954,059

Recapitulation by Groups of States.

New England.....	285,121,385	41,260,203	27,574,276	13,685,927	5,151,131	7,566,655
Middle.....	1,098,067,136	155,458,968	93,898,975	61,559,993	40,180,966	21,148,442
Southern.....	442,613,636	42,797,284	28,417,326	14,379,958	7,613,411	2,805,799
Western & S. West.....	1,939,030,054	209,852,275	131,894,046	77,958,229	40,189,144	19,341,222
Pacific.....	138,328,975	10,082,491	6,580,856	3,501,635	2,607,358	930,000
Pacific Railroads....	3,903,161,186	459,451,221	288,425,479	171,025,752	95,742,010	51,792,118
	263,170,735	30,652,130	14,162,705	16,489,425	7,420,502	1,837,250
United States.....	4,166,331,921	490,103,351	302,528,184	187,575,167	103,160,512	53,629,368

COMPARATIVE STATISTICS OF AMERICAN RAILWAYS— 1871-1878.

[From Poor's Manual of the Railroads of the United States for 1879.]

YEAR	Miles Operated.	Capital and Funded debt.	EARNINGS.				Dividends Paid.
			Gross.	Net.	From Freight.	From Passenger	
		\$	\$	\$	\$	\$	\$
1871	44,614	2,664,627,645	403,329,208	141,746,404	294,430,322	108,898,886	56,456,681
1872	57,523	3,159,423,057	465,241,055	165,754,373	340,931,785	132,309,270	64,418,157
1873	66,237	3,784,543,034	526,419,935	183,810,562	389,035,508	137,384,427	67,120,709
1874	69,273	4,221,763,594	520,466,016	189,570,958	379,466,935	140,999,081	67,042,942
1875	71,759	4,415,631,630	503,065,505	185,506,438	363,960,234	139,105,271	74,294,203
1876	73,508	4,468,591,935	497,257,959	186,452,752	361,137,376	136,120,583	68,039,668
1877	74,112	4,568,597,248	472,909,272	170,976,697	342,859,222	130,050,050	58,566,312
1878	78,960	4,589,948,793	490,103,351	187,575,167	365,466,061	124,637,290	53,629,368

NOTE.—No comprehensive figures of the business of the railways in the United States are attainable prior to the above. And even these tables are the fruit of private enterprise, in compiling from the official annual reports of each road the results of the traffic as shown above. No department of the Federal Government has been clothed with authority to require returns of railway operations, nor are there State officers charged with such duties except in a very few of the States.

SUMMARY STATISTICS OF THE UNITED STATES RAILWAYS IN 1878.

For each 100 miles of railroad in the United States there are 27.0 miles of second track, sidings, etc.; 20.1 locomotives; 15.2 passenger cars; 4.7 baggage, mail, and express cars; and 513.8 freight cars of all kinds.

The capital stock aggregates to each 100 miles, \$2,921,507.

Funded debt to each 100 miles, \$2,848,308.

Floating debt to each 100 miles, \$225,464.

Total cost of construction and equipment, each 100 miles, \$5,154,810; equal to about \$51,543 per mile of completed road.

Gross earnings per mile, \$6,380.94.

Operating expenses per mile, \$4,074.

Net earnings per mile, \$2,306.94.

Interest paid on bonds per mile, \$1,248.04.

Dividends paid on stock per mile, \$663.47.

Ratio of interest paid to total funded debt, 4.07 per cent.

Ratio of dividends to aggregate capital stock, 2.34 per cent.

In 1871, with only two-thirds as many miles of railroads in operation, and a little more than one-half the capital stock, the dividends aggregated \$56,456,681, equalling 4.19 per cent of the capital then invested.

Statement showing the Number of Miles of Railroad constructed each Year in the United States, from 1830 to the close of 1878.

[From Poor's Railroad Manual for 1879.]

Year.	Miles in operation.	Annual increase of mileage.	Year.	Miles in operation.	Annual increase of mileage.	Year.	Miles in operation.	Annual increase of mileage.
1830..	23	1846..	4,930	297	1862..	32,120	834
1831..	95	72	1847..	5,598	668	1863..	33,170	1,050
1832..	229	134	1848..	5,996	398	1864..	33,908	738
1833..	380	151	1849..	7,365	1,369	1865..	35,085	1,177
1834..	633	253	1850..	9,021	1,656	1866..	36,801	1,716
1835..	1,098	465	1851..	10,982	1,961	1867..	39,250	2,449
1836..	1,273	175	1852..	12,908	1,926	1868..	42,229	2,979
1837..	1,497	224	1853..	15,360	2,452	1869..	46,844	4,615
1838..	1,913	416	1854..	16,720	1,360	1870..	52,914	6,070
1839..	2,302	389	1855..	18,374	1,654	1871..	60,522	7,608
1840..	2,818	516	1856..	22,016	3,647	1872..	66,242	5,720
1841..	3,535	717	1857..	24,503	2,647	1873..	70,311	4,069
1842..	4,026	491	1858..	26,968	2,465	1874..	72,616	2,305
1843..	4,185	159	1859..	28,789	1,821	1875..	74,374	1,758
1844..	4,377	192	1860..	30,635	1,846	1876..	77,031	2,657
1845..	4,633	256	1861..	31,286	651	1877..	79,208	2,177
						1878..	81,841	2,604

THE RAILROADS OF THE WORLD IN 1877-78.

[From the New York Commercial and Financial Chronicle, Feb. 2, 1878, with variations.]

COUNTRIES.		Miles.	Total cost.	Cost per mile.
			Dollars.	Dollars.
1. NORTH AMERICA...	United States.....	79,208	4,180,191,727	52,774
	Canada	4,929	317,795,468	64,474
	Mexico	403	38,816,154	96,318
	Total	84,540	4,537,603,349	53,674
2. MIDDLE AMERICA...	Honduras	56	4,963,600	88,635
	Costa Rica.....	29	2,817,300	97,148
	Cuba (Spanish).....	459	32,698,930	71,239
	Jamaica (British).....	26	1,200,000	41,154
	Panama (Colombia)	48	12,000,000	250,000
Total	618	53,679,830	87,022	
3. SOUTH AMERICA...	Colombia.....	42	3,297,619	78,514
	Ecuador.....	76	5,781,958	76,078
	Venezuela.....	39	2,972,013	76,205
	Guiana (British).....	21	1,375,000	65,476
	Brazil.....	1,324	139,059,891	105,030
	Peru.....	1,744	201,719,673	115,671
	Chili.....	977	90,302,156	92,428
	Argentine Republic.....	1,466	111,276,992	75,912
	Paraguay.....	47	2,694,698	57,334
Uruguay.....	231	14,529,701	62,899	
Total	5,967	573,009,701	96,029	
4. EUROPE.....	Great Britain and Ireland..	17,092	3,368,793,000	197,097
	France.....	14,078	1,593,534,595	113,193
	Spain.....	4,112	375,454,374	91,307
	Portugal.....	709	55,561,976	78,364
	Belgium.....	2,208	338,894,897	153,485
	Holland.....	1,262	113,254,192	89,741
	Denmark.....	819	58,406,976	71,315
	Sweden.....	2,517	156,325,836	62,108
	Norway.....	363	22,231,397	61,519
	Russia.....	13,229	902,469,151	68,219
	Germany.....	18,471	1,779,200,604	96,324
	Austria.....	6,979	679,152,022	97,318
	Hungary.....	3,967	305,225,772	76,616
	Switzerland.....	1,341	90,922,482	67,802
	Italy.....	4,849	478,426,452	98,656
	Turkey.....	997	102,111,743	102,419
Roumania.....	791	77,634,982	98,211	
Greece.....	7	500,700	71,429	
Total	93,791	10,408,152,951	110,971	
5. ASIA.....	Turkey in Asia.....	249	20,817,610	83,607
	India (British).....	6,937	546,824,335	78,823
	Ceylon (British).....	92	9,987,370	108,556
	Java (Dutch).....	296	17,226,916	58,197
	Philippines (Spanish).....	279	17,475,723	62,630
	China.....	10	200,000	20,000
Japan.....	67	4,187,500	62,50	
Total	7,930	616,719,454	77,774	
6. AFRICA.....	Egypt.....	1,163	72,022,264	61,928
	Tunis.....	42	2,213,680	52,706
	Algeria (French).....	587	27,948,244	47,612
	Cape Colony (British).....	149	7,463,589	50,091
	Namaqualand.....	93	813,619	8,749
	Natal (British).....	6	258,845	43,131
Mauritius.....	66	1,857,595	28,145	
Total	2,106	112,577,836	53,456	

THE RAILROADS OF THE WORLD—*Concluded.*

COUNTRIES.	Miles.	Total Cost.	Cost per mile.	
		Dollars.	Dollars.	
7. AUSTRALASIA.....	New South Wales.....	554	43,485,676	78,494
	Queensland.....	298	18,181,874	61,013
	Victoria.....	702	68,848,580	97,790
	South Australia.....	327	16,057,989	49,107
	Western Australia.....	38	1,661,291	43,716
	Tasmania.....	167	7,959,628	47,662
	New Zealand.....	579	27,078,116	46,767
Total ..	2,665	183,273,154	68,771	
GRAND TOTAL.....	197,617	16,485,015,775	83,419	

THE WORLD'S PRODUCTION OF COAL, IRON, AND STEEL.

[From the Annual Report of the Secretary of the American Iron and Steel Association, for 1878, with additions from The Coal Trade, by F. E. Saward, 1878, etc.]

COUNTRIES.	Coal area in square miles.	1. MINERAL COAL.		2. CAST OR PIG IRON.		3. STEEL.
		Years.	Tons of 2,240 lbs.	Years.	Tons of 2,240 lbs.	Tons of 2,240 lbs.
Great Britain.....	11,900	1877	134,179,968	1877	6,300,000	1,000,000
United States *.....	192,000	1877	50,000,090	1877	2,066,594	570,000
Germany.....	1,770	1877	48,337,950	1877	1,566,600	370,000
France.....	2,086	1876	16,773,779	1877	1,322,869	250,000
Belgium.....	510	1876	14,099,281	1877	418,366	75,000
Austria-Hungary...	1,800	1875	12,852,048	1876	472,285	75,000
China.....		1877	3,000,000			
Russia.....	30,000	1875	1,152,850	1875	420,484	15,000
Australasia.....		1875	1,250,000		10,000	
Canada.....		1877	1,000,000	1876	7,500	
Sweden.....				1876	346,955	25,000
Luxemburg.....				1877	250,000	
Spain.....	3,500	1877	500,000	1872	73,000	
India.....	2,000	1875	500,000			
Turkey.....			150,000		40,000	
Italy.....		1874	182,500		25,000	
Switzerland.....				1872	7,500	
Mexico.....				1876	7,500	
Japan.....	5,000	1874	390,000	1877	10,000	
Norway.....				1870	3,975	
All other countries.			1,000,000		10,000	20,000
Total.....			285,368,376		13,358,628	2,400,000

* Other estimates make the coal fields of the United States, reckoning the Permian and tertiary coals, to embrace an area of over 600,000 square miles. But all estimates of their extent are as yet conjectural, and a very large portion of their actual area contains no workable coal.

Summary of Electors, or Those having the Right of Suffrage in Great Britain.

From the Financial Reform Almanac, 1877.

Eng-land.	Pop.	Wales.	Pop.	Scot-land.	Pop.	Ire-land.	Pop.	Total.	Total Pop.
Voters.		Voters.		Voters		Voters.		Voters.	
2,211,470	21,495,531	129,293	1,217,135	295,420	3,360,018	230,773	5,411,016	2,866,956	31,483,700

NOTE.—The political complexion of the present House of Commons stands as follows: Conservative, 350; Liberal, 299. Conservative majority, 51.

THE TELEGRAPHS OF THE UNITED STATES.

Statement showing the Mileage of Lines and Wires, Number of Offices and Traffic of the Western Union Telegraph Company for each Year, from June 30, 1866, to June 30, 1879.

[From the Journal of the Telegraph, Oct. 16, 1879.]

YEAR.	Miles of line.	Miles of wire.	No. of offices.	No. of messages sent.	Receipts.	Expenses.	Profits.	Average tolls per message.	Average cost per message.	Average profit per message.
					\$	\$	\$	Cts.	Cts.	Cts.
1866....	37,380	75,636	2,250							
1867....	46,270	85,291	2,565	5,879,282	6,568,925	3,944,006	2,624,920			
1868....	50,183	97,594	3,219	6,404,595	7,004,560	4,362,849	2,641,711	104.7	63.4	41.3
1869....	52,099	104,584	3,607	7,934,933	7,316,918	4,568,117	2,748,801	89.3	54.7	34.6
1870...	54,109	112,191	3,972	9,157,646	7,138,738	4,910,772	2,227,966	75.5	51.2	24.3
1871...	56,032	121,151	4,606	10,646,077	7,637,449	5,104,787	2,532,662	69.5	45.7	23.8
1872....	62,033	137,190	5,237	12,444,499	8,457,096	5,666,863	2,790,233	66.2	43.8	22.4
1873....	65,757	154,472	5,740	14,456,832	9,333,018	6,575,056	2,757,963	62.5	43.4	19.1
1874....	71,585	175,735	6,188	16,329,256	9,262,657	6,755,734	2,506,920	54.9	39.5	15.4
1875...	72,833	179,496	6,565	17,153,710	9,564,575	6,335,415	3,229,158	54.0	35.2	18.8
1876...	73,532	183,832	7,072	18,729,567	10,034,986	6,635,474	3,399,510	50.9	33.5	17.4
1877....	76,955	194,323	7,500	21,158,941	9,812,353	6,672,225	3,140,128	43.6	29.8	13.8
1878....	81,002	206,202	8,014	23,918,894	9,861,355	6,309,813	3,551,543	38.9	25.0	13.9
1879....	82,987	211,566	8,534	25,070,106	10,960,640	6,160,200	4,800,440			

NOTE.—There is to be added to the above the lines of the Atlantic and Pacific Telegraph Company, including in its system several Railway telegraph connections within the United States, as follows, Jan. 1, 1879 :

Miles of Line.	Miles of Wire.	No. of Offices.	No. of Messages.	Net Earnings.
8,706	22,421	223	1,269,510	\$265,566.74

The Dominion Telegraph Co., operating almost wholly in Canada, had 3,656 miles of line owned and operated by the Atlantic and Pacific Co (not included in above mileage)

Besides the above, there are many new lines of Telegraph which have complied with the Telegraph Act of 1866, and are operating wires with or without connection with Railway Companies. The following embraces a few only of these, with their mileage

	Miles of Line.	Miles of Wire.
American Rapid Telegraph Company, New York to Boston.....	250	500
American Union Telegraph Company of Indiana.....	275
Baltimore and Ohio RR. Telegraph Company.....	1,304	3,367
International Ocean Telegraph Company, New York (Inland line).....	502	574
Northwestern Telegraph Company of Kenosha, Wisconsin.....

TELEGRAPHS OF THE WORLD IN 1877.

	No. of Offices.	Length of Lines, Miles.		No. of Offices.	Length of Lines, Miles.
Argentine Republic....	182	5,339	India, British.....	225	15,705
Australia and Polynesia.	658	22,039	Italy.....	1,408	45,557
Austria-Hungary.....	2,924	28,148	Japan.....	1	1,840
Belgium.....	613	3,160	Mexico.....	194	5,760
Bolivia.....	15	475	Netherlands.....	335	2,166
Brazil.....	89	3,510	Norway.....	197	4,827
Canada, Dominion of...	830	10,995	Persia.....	46	2,458
Chili.....	55	2,650	Peru.....	25	608
Colombia.....	36	1,227	Portugal.....	144	2,190
Costa Rica.....	16	220	Roumania.....	165	2,487
Denmark.....	178	1,591	Russia.....	1,691	57,338
Ecuador.....	10	210	Spain.....	264	7,510
Egypt.....	78	3,980	Sweden.....	628	6,094
France.....	4,406	33,895	Switzerland.....	1,053	4,015
Germany.....	5,109	24,103	Turkey.....	401	17,618
Great Britain & Ireland.	5,375	*25,206	United States of America	8,829	*94,714
Greece.....	69	992	Uruguay.....	1,300
Guatemala.....	42	1,226			

* This does not include the railway lines of telegraph, of which no statement is published.

NEWSPAPERS AND PERIODICALS IN THE UNITED STATES, 1850-1879.

[From the Official Returns of the U. S. Census for 1850, 1860, and 1870, from Rowell's Newspaper Directory for 1879, and from Pettengill's Newspaper Directory for 1878.]

STATES AND TERRITORIES.	1850.		1860.		1870.		1878.	1879.
	No.	Circulation.	No.	Circulation.	No.	Circulation.	No. of Periodicals.	No. of Periodicals.
1 Alabama.....	60	34,282	96	93,595	89	91,165	85	102
2 Arizona.....					1	280	5	9
3 Arkansas.....	9	7,250	37	39,812	56	29,830	69	87
4 California.....	7	4,619	121	229,893	201	491,903	237	286
5 Colorado.....					14	12,750	39	61
6 Connecticut.....	46	52,670	55	95,536	71	203,725	121	115
7 Dakota.....					3	1,652	24	42
8 Delaware.....	10	7,500	14	16,144	17	20,860	22	20
9 Dist. of Columbia	18	100,073	13	69,510	22	81,400	28	31
10 Florida.....	10	5,750	22	15,500	23	10,545	35	38
11 Georgia.....	51	64,155	105	180,972	110	150,987	137	167
12 Idaho.....					6	2,750	5	8
13 Illinois.....	107	88,050	286	356,159	505	1,722,541	627	792
14 Indiana.....	107	63,138	186	159,381	293	363,542	370	416
15 Iowa.....	29	22,500	130	89,240	233	219,090	390	454
16 Kansas.....			27	21,920	97	96,803	171	235
17 Kentucky.....	62	79,868	77	179,597	89	197,130	153	162
18 Louisiana.....	55	80,288	81	120,650	92	84,165	80	95
19 Maine.....	49	63,439	70	126,169	65	170,690	93	103
20 Maryland.....	68	124,779	57	122,244	88	235,450	112	123
21 Massachusetts..	209	718,221	222	1,368,930	259	1,692,124	347	361
22 Michigan.....	58	52,690	118	128,848	211	253,774	291	364
23 Minnesota.....			49	32,554	95	110,778	134	180
24 Mississippi.....	50	30,555	73	88,737	111	71,868	103	102
25 Missouri.....	61	70,235	173	354,007	279	522,866	297	395
26 Montana.....					10	19,580	12	11
27 Nebraska.....			14	9,750	42	31,600	113	137
28 Nevada.....					12	11,300	25	29
29 New Hampshire..	38	60,226	20	19,700	51	173,919	68	71
30 New Jersey.....	51	44,521	90	162,016	122	205,500	198	184
31 New Mexico.....	2	1,150	2	1,150	5	1,525	9	12
32 New York.....	428	1,624,756	542	6,034,636	835	7,561,497	1,175	1,174
33 North Carolina..	51	35,252	74	79,374	64	64,820	104	112
34 Ohio.....	261	389,463	340	1,121,682	395	1,388,367	635	648
35 Oregon.....	2	1,134	16	27,620	35	45,750	49	57
36 Pennsylvania....	310	984,777	367	1,432,695	540	3,419,765	76	793
37 Rhode Island....	19	24,472	26	49,690	32	82,050	32	37
38 South Carolina..	46	53,743	45	53,870	55	80,900	71	76
39 Tennessee.....	50	67,672	83	176,908	91	225,952	147	179
40 Texas.....	34	18,205	89	108,038	112	55,250	197	229
41 Utah.....			2	6,300	10	14,250	11	16
42 Vermont.....	35	45,961	31	47,415	47	71,390	60	70
43 Virginia (a)....	87	87,768	139	301,622	114	143,840	129	163
44 Washington.....			4	2,350	14	6,785	23	25
45 West Virginia (a)					59	54,432	74	88
46 Wisconsin.....	46	33,015	155	139,145	190	343,385	236	307
47 Wyoming.....					6	1,950	7	11
Total.....	2,526	5,142,177	4,051	13,663,409	5,871	20,842,475	8,133	9,147

(a) In 1850 and 1860 Virginia included West Virginia.

STATISTICS OF CHURCHES IN THE UNITED STATES.

II.—BY DENOMINATIONS.

[From the Returns of the U. S. Census, 1870.]

DENOMINATIONS	Church Organizations.	Church Edifices.	Church Sitzings.	Church Property.
TOTAL—ALL DENOMINATIONS..	72,459	63,082	21,665,062	\$354,483,581
1 Baptist (regular).....	14,474	12,857	3,997,116	\$39,229,221
2 Baptist (other).....	1,355	1,105	363,019	2,378,977
3 Christian.....	3,578	2,822	865,602	6,425,137
4 Congregational.....	2,887	2,715	1,117,212	25,069,698
5 Episcopal (Protestant).....	2,835	2,601	991,051	35,514,549
6 Evangelical Association.....	815	641	193,796	2,301,650
7 Friends.....	692	662	224,664	3,939,560
8 Jewish.....	189	152	73,265	5,155,234
9 Lutheran.....	3,032	2,776	977,332	14,917,747
10 Methodist.....	25,278	21,337	6,528,209	69,854,121
11 Miscellaneous.....	27	17	6,935	135,650
12 Moravian (Unitas Fratrum).....	72	67	25,700	709,100
13 Mormon.....	189	171	87,833	656,750
14 New Jerusalem (Swedenborgian).....	90	61	18,755	869,700
15 Presbyterian (regular).....	6,262	5,683	2,198,900	47,828,732
16 Presbyterian (other).....	1,562	1,388	499,344	5,436,524
17 Reformed Church in America (late Dutch Reformed).....	471	468	227,223	10,359,255
18 Reformed Church in the U. S. (late German Reformed).....	1,256	1,145	431,700	5,775,215
19 Roman Catholic.....	4,127	3,806	1,990,514	60,985,566
20 Second Advent.....	225	140	34,555	306,240
21 Shaker.....	18	18	8,850	86,900
22 Spiritualist.....	95	22	6,970	100,150
23 Unitarian.....	331	310	155,471	6,282,675
24 United Brethren in Christ.....	1,445	937	265,025	1,819,810
25 Universalist.....	719	602	210,884	5,692,325
26 Unknown (Local Missions).....	26	27	11,925	687,800
27 Unknown (Union).....	409	552	153,202	965,295

RELIGIOUS DIVISIONS OF THE WORLD.

[Estimate from Schen's Statistics of the World.]

CHRISTIANS—viz.:	{	Roman Catholic.....201,000,000	}	388,000,000
		Protestants.....106,000,000		
		Eastern Churches.....81,000,000		

Buddhists.....	340,000,000	Followers of Confucius.....	80,000,000
Mohammedans.....	201,000,000	Sinto Religion.....	14,000,000
Brahmanism.....	175,000,000	Judaism.....	7,000,000

	Whole Population.	Roman Catholics.	Protestants.	Eastern Churches.
America.....	84,500,000	47,200,000	30,000,000
Europe.....	301,600,000	147,300,000	71,800,000	69,350,000
Asia.....	798,000,000	4,700,000	1,800,000	8,500,000
Africa.....	203,300,000	1,100,000	1,200,000	3,200,000
Australia and Polynesia	4,400,000	400,000	1,500,000
Total.....	1,392,000,000	201,200,000	106,300,000	81,050,000

ILLITERACY BY STATES AND TERRITORIES: DISTINGUISHED INTO WHITE AND COLORED, NATIVE AND FOREIGN-BORN.

[Compiled from the Census of the United States for 1870.]

	STATES AND TERRITORIES.	TOTAL POPULA- TION, 1870.	CANNOT WRITE.					CANNOT READ.
			White.	Colored.	Native.	Foreign Born.	Total.	Total.
			10 years and up- ward.	10 years and up- ward.	10 years and up- ward.	10 years and up- ward.	10 years and up- ward.	10 years and up- ward.
1	Alabama	996,992	92,059	290,898	382,142	870	383,012	349,771
2	Arkansas	484,471	64,095	68,533	133,043	296	133,339	111,799
3	California	560,247	26,158	586	9,520	22,196	31,716	24,877
4	Connecticut	537,454	27,913	1,675	5,678	23,938	29,616	19,680
5	Delaware	125,015	11,280	11,820	20,631	2,469	23,100	19,356
6	Florida	187,748	18,904	52,894	71,235	568	71,803	66,238
7	Georgia	1,184,109	124,939	333,637	467,503	1,090	468,593	418,553
8	Illinois	2,539,891	123,624	9,950	90,595	42,989	133,584	86,368
9	Indiana	1,680,637	120,761	8,258	113,185	13,939	127,124	76,634
10	Iowa	1,191,792	44,145	1,524	24,979	20,692	45,671	24,115
11	Kansas	364,399	16,978	7,213	20,449	4,101	24,550	16,369
12	Kentucky	1,321,011	201,077	131,050	324,945	7,231	332,176	249,567
13	Louisiana	726,915	50,749	224,993	268,773	7,385	276,158	257,184
14	Maine	626,915	18,754	171	7,986	11,066	19,052	13,486
15	Maryland	780,894	46,792	88,703	126,907	8,592	135,499	114,100
16	Massachusetts	1,457,351	95,576	2,148	7,912	89,830	97,742	74,935
17	Michigan	1,184,059	48,649	2,655	22,547	30,580	53,127	34,613
18	Minnesota	439,706	23,941	102	5,558	18,855	24,413	12,747
19	Mississippi	827,922	48,028	264,902	312,483	827	313,310	291,718
20	Missouri	1,721,295	161,763	60,622	206,827	15,584	222,411	146,771
21	Nebraska	122,993	4,630	205	3,552	1,309	4,861	2,365
22	Nevada	42,491	653	21	98	774	872	727
23	New Hampshire	318,300	10,131	95	1,992	7,934	9,926	7,618
24	New Jersey	906,096	46,386	8,297	29,726	24,961	54,687	37,057
25	New York	4,382,759	228,424	10,730	70,702	168,569	239,271	163,501
26	North Carolina	1,071,361	166,397	230,606	397,573	117	397,690	339,789
27	Ohio	2,665,260	142,383	20,766	134,102	39,070	173,172	92,720
28	Oregon	90,923	2,411	96	3,003	1,424	4,427	2,609
29	Pennsylvania	3,521,791	206,458	15,893	126,803	95,553	222,356	131,728
30	Rhode Island	217,353	20,031	870	4,444	17,477	21,921	15,416
31	South Carolina	705,606	55,167	235,164	289,726	653	290,379	265,892
32	Tennessee	1,258,520	178,727	185,952	362,955	1,742	364,697	290,549
33	Texas	818,579	70,895	150,617	203,334	18,369	221,703	189,423
34	Vermont	330,551	17,584	116	3,902	13,804	17,706	15,185
35	Virginia	1,225,163	123,538	322,236	444,623	1,270	445,893	390,913
36	West Virginia	442,014	71,493	9,997	78,389	3,101	81,490	48,802
37	Wisconsin	1,054,670	54,845	460	14,113	41,328	55,441	35,031
	The States	38,115,641	776,158	2,765,370	4,791,935	760,553	5,552,488	4,438,206
1	Arizona	9,658	2,729	1	262	2,491	2,753	2,690
2	Colorado	39,864	6,564	146	6,568	255	6,823	6,297
3	Dakota	14,181	914	31	758	805	1,563	1,249
4	Dist. of Columbia	131,700	4,876	23,843	26,501	2,218	28,719	22,845
5	Idaho	14,999	486	16	138	3,250	3,388	3,293
6	Montana	20,595	643	63	394	524	918	667
7	New Mexico	91,874	51,130	109	49,311	2,909	52,220	48,836
8	Utah	86,786	7,097	22	3,334	4,029	7,363	2,515
9	Washington	23,955	823	34	804	503	1,307	1,018
10	Wyoming	9,118	481	49	266	336	602	463
	The Territories	442,730	75,753	24,319	88,336	17,320	105,656	89,878
	Total in the U.S.	38,558,371	2,851,911	2,789,689	4,880,271	777,873	5,658,144	4,528,084

NOTE.—The second column shows the white population of ten years and over who are unable to write, in each State and Territory, and for the whole United States; the sixth column sums up all classes and nativities over ten years who are unable to write; and the last column shows the aggregate of all classes and nativities over ten years who are unable to read.

SCHOOL STATISTICS OF THE UNITED STATES IN 1878.

[From the Annual Report of the Commissioner of Education for 1878.]

States and Territories.	School age.	School population.	Number from six to sixteen years.	Number enrolled in public schools.	Average daily attendance.	Average school days in year.
Alabama	7-21	370,245		159,659	98,534	84.5
Arkansas	6-21	216,475		33,747		
California	5-17	205,485	205,485	154,069	94,696	144.2
Colorado	6-21	26,473		16,641	9,699	91
Connecticut	4-16	138,407	115,339	119,828	73,565	178.47
Delaware	5-21	35,649		26,730		157.5
Florida	4-21	72,985		36,964	23,933	
Georgia	6-18	433,444		209,872	130,605	a90
Illinois	6-21	1,002,421		706,723	b420,031	
Indiana	6-21	699,153		512,535	315,893	129
Iowa	5-21	575,474	368,647	428,362	256,913	146
Kansas	5-21	266,575	166,446	177,806	106,932	113
Kentucky	b6-20	b512,808		b248,000	b160,000	b110
Louisiana	6-21	274,406		83,047	b54,390	80
Maine	4-21	214,797		155,150	108,940	118
Maryland	5-20	276,120		156,274	81,829	182
Massachusetts	5-15	297,202		310,181	228,447	176
Michigan	5-20	476,806		359,702	b210,000	150
Minnesota	5-21	271,428		167,825		85
Mississippi	5-21	346,613		205,978	115,976	79
Missouri	6-20	688,248		448,033	b182,000	99
Nebraska	5-21	104,030		62,785		102
Nevada	6-18	9,922		7,612	4,666	
New Hampshire	4-21	73,785		66,023	48,410	
New Jersey	5-18	322,166		202,634	113,604	194
New York	5-21	1,615,256		1,032,052	577,606	179
North Carolina	6-21	422,380		228,092	132,553	46
Ohio	6-21	1,027,248	757,440	740,194	465,372	175
Oregon	4-20	53,462		26,992	21,464	94
Pennsylvania	6-21	1,200,000		936,780	603,825	145
Rhode Island	5-15	53,316		45,629	28,756	182
South Carolina	6-16	228,128	228,128	116,239		91
Tennessee	6-18	448,917		261,152	172,198	77
Texas	8-14	194,353		146,946		
Vermont	5-20	92,831		73,081	48,638	124
Virginia	5-21	483,701	307,742	202,244	116,464	107
West Virginia	6-21	209,532		130,184	86,768	96.36
Wisconsin	4-20	478,692	201,645	297,502		a161
Total		14,418,933	2,350,872	9,293,267	5,092,707	
Arizona	6-21	3,089		2,740	890	124
Dakota	5-21	12,201		7,156	1,342	
Dist. of Columbia	6-17	38,800	35,948	22,842	18,133	187
Idaho	5-18	4,942				
Montana	4-21	5,315		3,277		88
New Mexico	d7-18	d29,312		d5,151		d132
Utah	6-16	33,604	33,604	21,710	14,949	137
Washington	b4-21	b12,997		b5,385		b130
Wyoming	e7-21			e1,690		
Indian		49,213		12,222	c4,142	
Total		189,473	69,552	82,173	39,456	
Grand total		14,608,406	2,420,424	9,375,440	4,265,742	

(a) In the counties.

(b) From report of 1877.

(c) In 1875.

(d) In 1876.

(e) Exclusive of average attendance in the five civilized tribes.

STATISTICS OF EXPENDITURE FOR PUBLIC SCHOOLS IN THE UNITED STATES IN 1878.

[From the Report of the Commissioner of Education for 1878.]

States and Territories.	Salaries of teachers.	Total expended.	States and Territories.	Salaries of teachers	Total expended.
Alabama.....	\$350,635	\$358,697	Rhode Island.....	\$427,445	\$679,770
Arkansas.....	121,397	132,620	South Carolina...	291,268	319,030
California.....	2,272,551	3,155,815	Tennessee.....	692,198	794,232
Colorado.....	153,089	243,850	Texas.....	656,977	747,534
Connecticut.....	1,041,041	1,506,477	Vermont.....	407,835	511,101
Delaware.....	125,859	216,540	Virginia.....	714,651	963,895
Florida.....	85,361	134,880	West Virginia.....	501,705	687,275
Georgia.....		411,453	Wisconsin.....	1,601,252	2,117,535
Illinois.....	4,445,657	7,526,109			
Indiana.....	3,065,968	4,651,911	Total.....	\$51,358,861	\$79,635,594
Iowa.....	a3,011,230	4,692,538			
Kansas.....	980,435	1,541,417	Arizona.....	\$14,947	\$21,396
Kentucky.....	e1,000,000	e1,130,000	Dakota.....	30,489	57,793
Louisiana.....	426,839	558,231	Dist. of Columbia.	237,189	873,606
Maine.....	830,670	1,050,709	Idaho.....	23,082	23,082
Maryland.....	1,122,414	1,593,260	Indian.....		353,125
Massachusetts.....	b871,857	5,166,988	Montana.....		65,505
Michigan.....	a1,920,239	3,116,519	New Mexico.....	c15,432	c18,890
Minnesota.....	878,980	1,494,685	Utah.....	84,230	113,193
Mississippi.....	585,393	592,805	Washington.....		
Missouri.....	2,320,430	2,406,133	Wyoming.....	d16,400	d16,400
Nebraska.....	444,500	750,520			
Nevada.....	106,301	204,137	Total.....	\$421,769	\$1,042,990
New Hampshire...	419,258	636,655			
New Jersey.....	1,528,986	2,004,048	Grand total....	\$51,780,630	\$80,678,584
New York.....	7,756,844	10,755,730			
North Carolina...	292,893	324,287			
Ohio.....	4,956,514	7,995,125			
Oregon.....	194,571	275,106			
Pennsylvania.....	4,755,620	8,187,977			

(a) Includes salaries of Superintendents. (b) Only a partial report. (c) In 1875.
 (d) In 1876. (e) From report for 1877.

THEOLOGICAL SEMINARIES IN THE UNITED STATES.

[From Report of the Commissioner of Education for 1878.]

DENOMINATION.	Number of Seminaries.	Number of Professors.	Number of Students.	DENOMINATION.	Number of Seminaries.	Number of Professors.	Number of Students.
Roman Catholic.....	17	91	932	Methodist Episcopal (South)	2	8	68
Protestant Episcopal.....	16	68	268	Reformed (Dutch).....	2	5	32
Baptist.....	16	65	805	Universalist.....	2	10	49
Presbyterian.....	15	79	652	African Methodist Episco-			
Lutheran.....	13	38	265	pal.....	1	6	8
Congregational.....	10	74	359	Mennonite.....	1	4	50
Methodist Episcopal... ..	8	49	404	Methodist.....	1		
Unsectarian.....	4	20	101	Moravian.....	1	4	28
Christian.....	3	7	78	New Church.....	1	5	3
Reformed.....	3	9	58	Unitarian.....	1	6	20
United Presbyterian.....	3	9	56	United Brethren.....	1	3	30
Cumberland Presbyterian	2	6	13				
Free Will Baptist.....	2	10	41	Total.....	125	576	4,320

UNIVERSITIES AND COLLEGES IN THE UNITED STATES IN 1878.

[From the Report of the Commissioner of Education for 1878.]

STATES AND TERRITORIES.	No. of Colleges.	PREPARATORY DEPARTMENT.		COLLEGIATE DEPARTMENT.		Income from Productive Funds.	Receipts last year from Tuition.	Volumes in College Libraries.	Value of Grounds, Buildings, and Apparatus.
		No. of Instructors.	No. of Students.	No. of Instructors.	No. of Students.				
Alabama ...	4	2	103	53	414	Dollars. 24,000	Dollars. 2,000	12,400	Dollars. 505,000
Arkansas ...	5	4	231	18	102	1,900	5,100	1,165	42,000
California ..	12	28	1,352	170	894	116,055	103,400	43,610	1,428,000
Colorado ...	2	1	104	9	13	15,000	2,000	130,000
Connecticut	3	120	942	42,709	93,221	136,275	472,884
Delaware ...	1	5	56	5	50	4,980	540	6,500	75,000
Georgia.....	6	6	221	44	441	42,300	20,900	32,213	610,000
Illinois.....	28	71	2,775	201	2,241	128,766	75,684	110,893	2,498,020
Indiana.....	16	41	1,542	152	1,326	47,700	18,043	58,872	1,185,000
Iowa.....	19	34	1,889	139	1,263	53,700	41,380	48,510	1,197,000
Kansas.....	8	11	652	62	279	4,713	7,123	20,300	499,000
Kentucky ..	13	18	876	76	771	25,470	37,413	36,719	642,500
Louisiana ..	7	7	330	32	230	19,488	4,677	22,500	170,000
Maine.....	3	35	422	26,050	16,576	39,900	730,000
Maryland ..	8	7	209	66	1,132	181,734	9,902	39,100	380,500
Massachu'ts	7	1	370	138	1,710	304,107	213,850	267,990	1,250,000
Michigan...	9	25	1,024	98	1,016	79,958	20,089	50,240	1,068,450
Minnesota..	5	2	451	56	234	49,081	5,139	19,604	296,870
Mississippi..	5	11	357	25	326	3,960	3,200	9,600	421,000
Missouri....	17	39	1,170	157	1,266	155,125	51,555	84,425	1,149,500
Nebraska...	3	9	196	24	123	5,900	3,700	218,000
Nevada.....	1	1	30	1
N. Hamsh'e.	1	20	315	25,000	21,400	54,835	100,000
New Jersey.	4	10	39	53	663	81,003	23,765	53,200	1,220,000
New York..	26	76	2,013	375	3,175	477,942	341,775	229,841	6,353,653
N. Carolina.	7	5	358	42	723	10,500	18,700	28,000	481,000
Ohio.....	34	75	3,629	271	2,761	177,101	53,786	249,821	2,973,336
Oregon.....	7	13	741	29	248	15,600	11,238	8,120	277,000
Pennsylv'ia.	27	58	1,970	257	1,874	181,439	130,349	165,596	4,479,500
Rhode Isl'd.	1	16	243	38,077	28,032	51,000
S. Carolina..	7	7	448	37	334	31,116	6,200	21,780	220,000
Tennessee..	21	45	1,906	118	1,400	75,890	28,954	48,837	1,247,500
Texas.....	11	25	1,054	55	930	1,900	38,850	14,460	409,000
Vermont....	2	15	192	13,010	7,576	33,865	368,000
Virginia.....	8	4	101	69	1,004	21,858	26,062	79,580	1,605,000
W. Virginia.	4	3	122	25	260	9,800	5,396	9,290	455,000
Wisconsin..	8	16	732	94	780	52,292	64,639	44,331	843,500
Dist. of Col.	4	13	308	34	144	8,500	8,000	45,000	770,000
Utah.....	1	3	136	3	3,070	2,717
Washington	2	6	114	9	127	500	2,000	1,143	100,000
Total.....	358	682	27,609	3,203	30,368	2,548,324	1,555,484	2,187,932	36,871,213

Universities and Colleges in the United States--1871-1878.

THE following is a statement of the aggregate number of this class of institutions, with instructors and students, as reported to the Bureau of Education each year, from 1871 to 1878, inclusive :

NUMBER OF	1871.	1872.	1873.	1874.	1875.	1876.	1877.	1878.
Institutions ..	290	298	323	343	355	356	351	358
Instructors...	2,962	3,040	3,106	3,783	3,999	3,920	3,998	3,885
Students.....	49,827	45,617	52,053	56,692	58,894	56,481	54,979	57,977

AGGREGATE NUMBER AND AMOUNT OF FAILURES IN THE UNITED STATES FOR 21 YEARS: 1857-1878.

[Compiled from Hunt's Merchants' Magazine, and Dun, Barlow & Co.'s Circulars.]

Year.	In Northern States only.		In all the States		Year.	In all the States.		No. of traders.	Per-centage of failures.
	No.	Liabilities.	No.	Liabilities.		No.	Liabilities.		
1857.	4,257	\$265,818,000	4,932	\$291,750,00	1868.	2,603	\$63,694,000
1858.	3,113	73,608,747	4,225	95,749,00	1869.	2,799	75,054,000
1859.	2,950	51,314,000	3,913	64,394,00	1870.	3,551	88,242,000	426,000	1 in 120
1860.	2,733	61,739,000	3,676	79,807,00	1871.	2,915	85,252,000	475,145	1 in 163
1861.	5,935	188,632,000	6,993	207,210,00	1872.	4,069	121,036,000	528,971	1 in 130
1862.	1,652	23,049,000	1873.	5,183	228,499,000	559,764	1 in 108
1863.	495	7,899,000	1874.	5,830	155,239,000	600,490	1 in 103
1864.	520	8,579,000	1875.	7,740	201,060,000	642,423	1 in 83
1865.	530	17,625,000	1876.	9,092	191,117,000	690,992	1 in 76
1866.	632	47,333,000	1,505	53,783,00	1877.	8,872	190,669,000	674,741	1 in 64
1867.	2,386	86,218,000	2,780	96,666,00	1878.	10,478	234,383,132
					1879.	5,320	81,054,940	(9 mos.,	Jan.-Oct.)

Growth of American Cities having 50,000 Population or Upwards in 1870.

CITIES.	1790.	1800.	1810.	1820.	1830.	1840.	1850.	1860.	1870.
Albany.....	3,498	5,349	9,356	12,630	24,238	33,721	50,763	62,367	69,422
Allegheny.....	21,261	28,702	53,180
Baltimore.....	13,503	26,614	46,555	62,738	80,625	134,379	169,054	212,418	267,354
Boston.....	18,038	24,027	32,250	43,298	61,392	93,383	136,881	177,812	250,526
Brooklyn.....	3,298	4,402	7,175	12,042	36,233	96,838	266,661	396,099
Buffalo.....	1,508	2,095	8,653	18,213	42,261	81,129	117,714
Chicago.....	4,479	29,963	109,260	298,977
Cincinnati.....	750	2,540	9,644	24,831	46,338	115,436	161,044	216,239
Cleveland.....	547	606	1,076	6,071	17,034	43,417	92,829
Detroit.....	1,422	2,222	9,102	21,019	45,619	79,577
Jersey City.....	6,856	29,226	82,546
Louisville.....	1,357	4,012	10,352	21,210	43,194	68,033	100,753
Milwaukee.....	1,700	20,061	45,246	71,440
Newark.....	6,507	10,953	17,290	38,894	71,914	105,059
New Haven.....	5,772	7,147	10,180	14,890	20,345	39,267	50,840
New Orleans.....	17,242	27,176	46,310	102,193	116,375	168,675	191,418
New York.....	33,131	60,489	96,373	123,706	203,007	312,710	515,547	805,651	942,292
Philadelphia.....	42,520	70,287	96,664	108,116	167,188	258,037	340,045	562,529	674,022
Pittsburg.....	1,565	4,768	7,248	12,542	21,115	46,601	49,217	86,076
Providence.....	7,614	10,071	11,767	16,832	23,171	41,513	50,666	68,904
Richmond.....	5,537	9,735	12,046	16,060	20,153	27,570	37,910	51,038
Rochester.....	1,502	9,269	20,191	36,403	48,204	62,386
St. Louis.....	4,598	5,852	16,469	77,860	160,773	310,864
San Francisco.....	34,776	56,802	149,473
Washington.....	3,210	8,208	13,247	18,827	23,364	40,001	61,122	109,199

Boards of Trade, or Chambers of Commerce,

are established in the following cities and towns:

Albany, N. Y.; Allentown, Pa.; Astoria, Oregon; Augusta, Ga.; Baltimore, Md.; Bangor, Me.; Bath, Me.; Bay City, Mich.; Boston, Mass.; Bridgeport, Conn.; Bristol, R. I.; Buffalo, N. Y.; Burlington, Iowa; Charleston, S. C.; Chicago, Ill.; Cincinnati, O.; Cleveland, O.; Columbia, S. C.; Danville, Ky.; Dayton, O.; Denver, Col.; Detroit, Mich.; Dover, N. H.; Dubuque, Iowa; Evansville, Ind.; Fort Wayne, Ind.; Galveston, Tex.; Indianapolis, Ind.; Kansas City, Mo.; Lancaster, Pa.; Louisville, Ky.; Manchester, N. H.; Mankato, Minn.; Memphis, Tenn.; Milwaukee, Wis.; Minneapolis, Minn.; Mobile, Ala.; Montgomery, Ala.; Nashville, Tenn.; Newark, N. J.; New Haven, Conn.; New Orleans, La.; New York, N. Y.; Norfolk, Va.; Omaha, Neb.; Oswego, N. Y.; Paterson, N. J.; Peoria, Ill.; Philadelphia, Pa.; Pittsburgh, Pa.; Portland, Me.; Portland, Oregon; Portsmouth, N. H.; Poughkeepsie, N. Y.; Providence, R. I.; Quincy, Ill.; Red Wing, Minn.; Richmond, Va.; Sacramento, Cal.; St. Joseph, Mo.; St. Louis, Mo.; St. Paul, Minn.; Salem, Mass.; San Francisco, Cal.; Savannah, Ga.; Scranton, Pa.; Syracuse, N. Y.; Toledo, O.; Trenton, N. J.; Troy, N. Y.; Washington, D. C.; Wilmington, Del.; Wilmington, N. C.; Worcester, Mass.

[Out of several thousand societies, the following list embraces some of the more important in the United States. Officers being frequently changed, communications should be addressed to the Secretary.]

- ACADEMY OF SCIENCES, Chicago, Ill.
 ALBANY INSTITUTE, Albany, N. Y.
 AMERICAN ACADEMY OF ARTS AND SCIENCES, Boston, Mass.
 AMERICAN ACADEMY OF DENTAL SCIENCES, Boston, Mass.
 AMERICAN ANTIQUARIAN SOCIETY, Worcester, Mass.
 AMERICAN ASSOCIATION FOR ADVANCEMENT OF SCIENCE, F. W. Putnam, Secretary, Salem, Mass.
 AMERICAN ASSOCIATION FOR ADVANCEMENT OF SOCIAL SCIENCE, Boston, Mass.
 AMERICAN BIBLE SOCIETY, New York (4 Bible House), N. Y.
 AMERICAN BOARD OF COMMISSIONERS FOR FOREIGN MISSIONS, Boston, Mass.
 AMERICAN COLONIZATION SOCIETY, Washington, D. C.
 AMERICAN GEOGRAPHICAL SOCIETY, New York, N. Y.
 AMERICAN HOME MISSIONARY SOCIETY, New York, N. Y.
 AMERICAN INSTITUTE, New York, N. Y.
 AMERICAN INSTITUTE OF ARCHITECTS, New York, N. Y.
 AMERICAN MEDICAL ASSOCIATION, W. B. Atkinson, Sec'y, Philadelphia, Pa.
 AMERICAN MUSEUM OF NATURAL HISTORY, New York, N. Y.
 AMERICAN NUMISMATIC AND ARCHÆOLOGICAL SOCIETY, New York, N. Y.
 AMERICAN ORIENTAL SOCIETY, New Haven, Conn.
 AMERICAN PEACE SOCIETY, Boston, Mass.
 AMERICAN PHARMACEUTICAL SOCIETY, Philadelphia, Pa.
 AMERICAN PHILOLOGICAL SOCIETY, New York, N. Y.
 AMERICAN PHILOSOPHICAL SOCIETY, Philadelphia, Pa.
 AMERICAN PUBLIC HEALTH ASSOCIATION, John S. Billings, President, Washington, D. C.
 AMERICAN SOCIETY OF CIVIL ENGINEERS AND ARCHITECTS, New York, N. Y.
 AMERICAN SOCIETY FOR PREVENTION OF CRUELTY TO ANIMALS, New York.
 AMERICAN SUNDAY-SCHOOL UNION, Philadelphia, Pa.
 AMERICAN TRACT SOCIETY, New York, N. Y.
 AMERICAN UNITARIAN ASSOCIATION, Boston, Mass.
 ANTHROPOLOGICAL SOCIETY, Washington, D. C.
 BOARD OF TRUSTEES OF PEABODY ACADEMIES AND MODEL SCHOOLS, New Orleans, La.
 BUFFALO HISTORICAL SOCIETY, Buffalo, N. Y.
 CHICAGO HISTORICAL SOCIETY, Chicago, Ill.
 CONNECTICUT HISTORICAL SOCIETY, Hartford, Conn.
 COOPER UNION FOR THE ADVANCEMENT OF SCIENCE AND ART, New York, N. Y.
 ESSEX INSTITUTE, Salem, Mass.
 FRANKLIN INSTITUTE, Philadelphia, Pa.
 GEORGIA HISTORICAL SOCIETY, Savannah, Ga.
 IOWA HISTORICAL SOCIETY, Iowa City, Ia.
 LONG ISLAND HISTORICAL SOCIETY, Brooklyn, N. Y.
 LOWELL INSTITUTE, Boston, Mass.
 MAINE HISTORICAL SOCIETY, Brunswick, Me.
 MARYLAND HISTORICAL SOCIETY, Baltimore, Md.
 MASSACHUSETTS HISTORICAL SOCIETY, Boston, Mass.
 METROPOLITAN MUSEUM OF ART, New York, N. Y.
 MINNESOTA HISTORICAL SOCIETY, St. Paul, Minn.
 NATIONAL ACADEMY OF DESIGN, New York, N. Y.
 NATIONAL ACADEMY OF SCIENCES, Washington, D. C.
 NATIONAL BOARD OF HEALTH, Thos. J. Turner, Secretary, Washington, D. C.
 NEW ENGLAND HISTORIC-GENEALOGICAL SOCIETY, Boston, Mass.
 NEW HAMPSHIRE HISTORICAL SOCIETY, Concord, N. H.
 NEW JERSEY HISTORICAL SOCIETY, Newark, N. J.
 NEW YORK ACADEMY OF SCIENCES, New York, N. Y.
 NEW YORK HISTORICAL SOCIETY, New York, N. Y.
 OHIO HISTORICAL AND PHILOSOPHICAL SOCIETY, Cincinnati, O.
 PHILADELPHIA ACADEMY OF NATURAL SCIENCE, Philadelphia, Pa.
 PEABODY ACADEMY OF SCIENCE, Salem, Mass.
 PEABODY INSTITUTE, Baltimore, Md.
 PENNSYLVANIA HISTORICAL SOCIETY, Philadelphia, Pa.
 PRESBYTERIAN BOARD OF PUBLICATION, Philadelphia, Pa.
 REGENTS OF THE UNIVERSITY OF THE STATE OF NEW YORK, Albany, N. Y.
 RHODE ISLAND HISTORICAL SOCIETY, Providence, R. I.
 SMITHSONIAN INSTITUTION, Washington, D. C.
 SOUTH CAROLINA HISTORICAL SOCIETY, Charleston, S. C.
 SOUTHERN HISTORICAL SOCIETY, Richmond, Va.
 VIRGINIA HISTORICAL AND PHILOSOPHICAL SOCIETY, Richmond, Va.
 VERMONT HISTORICAL SOCIETY, Montpelier, Vt.
 WASHINGTON PHILOSOPHICAL SOCIETY, Washington, D. C.
 WESTERN RESERVE HISTORICAL SOCIETY, Cleveland, O.
 WISCONSIN ACADEMY OF SCIENCES, Madison, Wis.
 WISCONSIN HISTORICAL SOCIETY, Madison, Wis.

THE CLIMATES OF THE UNITED STATES.

We give below a table prepared by selection from the voluminous records of the recent work on American temperature, showing the mean annual temperature of the atmosphere at a given point in each of the forty-nine States and Territories of the Union. The place is selected as either the capital or some leading city or town where observations have been most continuously kept :

State or Territory.	Place of observation.	Mean annual temperature.	State or Territory.	Place of observation.	Mean annual temperature.
Alabama.....	Mobile.....	66°	Mississippi....	Jackson.....	64°
Alaska.....	Sitka.....	46°	Missouri.....	St. Louis.....	55°
Arizona.....	Tucson.....	69°	Montana.....	Helena.....	43°
Arkansas.....	Little Rock.....	63°	Nebraska.....	Omaha.....	49°
California.....	San Francisco....	55°	Nevada.....	C'p Winfi'ld Scott	50°
Colorado.....	Denver.....	48°	New Hampshire	Concord.....	46°
Connecticut....	Hartford.....	50°	New Jersey....	Trenton.....	53°
Dakota.....	Fort Randall.....	47°	New Mexico....	Santa Fé.....	51°
Delaware.....	Wilmington.....	53°	New York.....	Albany.....	48°
Dist. Columbia.	Washington.....	55°	North Carolina.	Raleigh.. ..	59°
Florida.....	Jacksonville.....	69°	Ohio.....	Columbus.....	53°
Georgia.....	Atlanta.....	58°	Oregon.....	Portland.....	53°
Idaho.....	Fort Boise.....	52°	Pennsylvania..	Harrisburg... ..	54°
Illinois.....	Springfield.....	50°	Rhode Island..	Providence.....	48°
Indiana.....	Indianapolis....	51°	South Carolina.	Columbia.....	62°
Indian Territ'y.	Fort Gibson.....	60°	Tennessee.....	Nashville.....	58°
Iowa.....	Des Moines.....	49°	Texas.....	Austin.....	67°
Kansas.....	Leavenworth....	51°	Utah.....	Salt Lake City ..	52°
Kentucky.....	Louisville.....	56°	Vermont.....	Montpelier.....	43°
Louisiana.....	New Orleans.....	69°	Virginia.....	Richmond.....	57°
Maine.....	Augusta.....	45°	Washington T..	Steilacoom.....	51°
Maryland.. ..	Baltimore.....	54°	West Virginia..	Romney.....	52°
Massachusetts..	Boston.....	48°	Wisconsin.....	Madison.....	45°
Michigan.....	Detroit.....	47°	Wyoming.....	Fort Bridger.....	41°
Minnesota.....	St. Paul.....	42°			

Proportion Unable to Read or Write, in Various Countries.

[From Kiddle and Schem's Cyclopædia of Education, New York, 1877.]

COUNTRIES.	Year.	Per cent. of illiteracy.	COUNTRIES.	Year.	Per cent. of illiteracy.
Argentine Rep...	Recent.	83	India.....	1871	95
Austria (1).....	"	49	Ireland (2).....	Recent.	46
Bavaria.....	"	7	Italy.....	1861	73
Belgium.....	30	Japan.....	Recent.	10
Brazil.....	Recent.	..	Mexico.....	"	93
China.....	"	50	Netherlands (1)..	"	18
England.....	"	33	Poland.....	"	91
France.....	1872	30	Russia.....	"	91
Germany.....	1871	12	Scotland.....	16
Greece.....	Recent.	82	Spain.....	1860	80
Hungary.. ..	"	51	United States....	1870	20

1. Conscripts.

2. Criminals.

NOTE.—These statistics are not in most cases based upon a census of illiteracy, which few nations have provided for in systematic form. They are to be regarded rather as an attempt to approximate the proportions ignorant of the arts of reading and writing, from such data as exist concerning soldiers, the signing of marriage registers, etc., than as exact statistics of illiteracy.

EXPECTATION OF LIFE AT THE FOLLOWING AGES,
CALCULATED IN YEARS AND HUNDREDTHS.

BY DR. WILLIAM FARR.

Age.	Male.	Fem.	Age.	Male.	Fem.	Age.	Male.	Fem.	Age.	Male.	Fem.
0	39.91	41.85	25	36.12	37.04	50	19.54	20.75	75	6.49	6.93
1	46.65	47.31	26	35.44	36.39	51	18.90	20.09	76	6.15	6.56
2	48.83	49.40	27	34.77	35.75	52	18.28	19.42	77	5.82	6.21
3	49.61	50.20	28	34.10	35.10	53	17.67	18.75	78	5.51	5.88
4	49.81	50.43	29	33.43	34.46	54	17.06	18.08	79	5.21	5.56
5	49.71	50.33	30	32.76	33.81	55	16.45	17.43	80	4.93	5.26
6	49.39	50.00	31	32.09	33.17	56	15.85	16.79	81	4.66	4.98
7	48.92	49.53	32	31.42	32.53	57	15.26	16.17	82	4.41	4.71
8	48.37	48.98	33	30.74	31.88	58	14.68	15.55	83	4.17	4.45
9	47.74	48.35	34	30.07	31.23	59	14.10	14.94	84	3.95	4.21
10	47.05	47.67	35	29.40	30.59	60	13.53	14.34	85	3.73	3.98
11	46.31	46.95	36	28.73	29.94	61	12.96	13.75	86	3.53	3.76
12	45.54	46.20	37	28.06	29.29	62	12.41	13.17	87	3.34	3.56
13	44.76	45.44	38	27.39	28.64	63	11.87	12.60	88	3.16	3.36
14	43.97	44.68	39	26.72	27.99	64	11.34	12.05	89	3.00	3.18
15	43.18	43.90	40	26.06	27.34	65	10.82	11.51	90	2.84	3.01
16	42.40	43.14	41	25.39	26.69	66	10.32	10.98	91	2.69	2.85
17	41.64	42.40	42	24.73	26.03	67	9.83	10.47	92	2.55	2.70
18	40.90	41.67	43	24.07	25.38	68	9.36	9.97	93	2.41	2.55
19	40.17	40.97	44	23.41	24.72	69	8.90	9.48	94	2.29	2.42
20	39.48	40.29	45	22.76	24.06	70	8.45	9.02	95	2.17	2.29
21	38.80	39.63	46	22.11	23.40	71	8.03	8.57	96	2.06	2.17
22	38.13	38.98	47	21.46	22.74	72	7.62	8.13	97	1.95	2.06
23	37.46	38.33	48	20.82	22.08	73	7.22	7.71	98	1.85	1.96
24	36.79	37.63	49	20.17	21.42	74	6.85	7.31	99	1.76	1.86
									100	1.68	1.76

Average Annual Rates, per 1000 of Population, of Deaths, Births, and Marriages,
in Nine Nations of Europe.

[From the 37th Annual Report of the Registrar-General of Great Britain, 1876.]

COUNTRIES.	DEATHS.			BIRTHS.			PERSONS MARRIED.		
	Av'ge for 20 yrs. 1853-72	In the years		Av'ge for 20 yrs. 1853-72	In the years		Av'ge for 20 yrs. 1853-72	In the years	
		1873	1874		1873	1874		1873	1874
England and Wales..	22.4	21.1	22.3	34.8	35.5	36.2	16.9	17.6	17.1
Denmark.....	20.3	18.6	19.9	31.6	30.7	30.8	15.9	16.2	16.4
Sweden.....	20.4	17.2	20.3	32.0	30.8	30.9	14.1	14.6	14.5
Austria.....	31.9	38.5	31.3	40.2	40.3	40.1	17.3	18.5	17.9
Prussia.....	27.2	28.0	25.8	37.7	39.7	40.1	17.1	20.3	19.4
The Netherlands....	25.7	24.0	22.6	34.3	36.0	35.1	15.9	17.0	16.6
France.....	24.4	23.3	21.6	26.1	26.1	26.2	15.9	17.7	16.5
Spain*.....	29.7	37.2	15.1
Italy*.....	30.2	30.0	30.3	37.4	36.3	34.9	15.4	15.8	15.2

* The mean annual rates for Spain are for the ten years 1861-70, those for Italy are for the ten years 1863-72.

It will be seen from the above table that the death-rate is much higher in Italy, Austria, Spain, and Prussia, than in France or England, while the mortality of the most northern countries of Europe—Denmark and Sweden—is less by ten per cent than in Great Britain, and 50 per cent lower than in Italy or Austria,

RATE OF MORTALITY IN AMERICAN CITIES.—NUMBER OF DEATHS PER ANNUM OUT OF 1,000 INHABITANTS.

[Compiled from the *Monthly Sanitarian*, New York, 1875-78.]

		1875. (9 months.)	1876. (1 year.)	1877. (1 year.)	1878. (10 months.)
1	Baltimore	21.23	21.26	21.25	19.19
2	Boston	25.	23.58	20.43	20.85
3	Brooklyn	25.91	24.92	21.61	20.23
4	Buffalo, N. Y.	16.61	10.43
5	Charleston, S. C.	34.60	30.72	24.34	28.96
6	Chicago	20.29	20.42	18.24	15.75
7	Cincinnati	20.39	23.10	17.81	16.59
8	Dayton, O.	14.22	14.04	12.29	13.07
9	Detroit, Mich.	15.97	14.
10	Elmira, N. Y.	17.01	15.56	14.53	18.66
11	Eric, Pa.	18.74	13.40	13.71	13.10
12	Knoxville, Tenn.	14.25	12.92	14.72
13	Memphis, Tenn.	29.79	24.78	26.06
14	Mobile, Ala.	22.	24.34	24.14	21.19
15	Milwaukee, Wis.	14.64	18.78	16.84	13.43
16	Nashville, Tenn.	43.17	31.82	29.57	21.77
17	Newark, N. J.	20.29	27.15	23.17
18	New Haven, Conn.	20.79	17.89	19.66	18.18
19	New Orleans, La.	27.80	26.89	34.83	32.42
20	New York.	29.79	27.23	24.36	25.47
21	Paterson, N. J.	30.94	26.72	24.28	21.24
22	Petersburg, Va.	31.06	31.31	24.46
23	Philadelphia.	24.35	24.51	19.02	18.20
24	Pittsburgh, Pa.	21.69	21.90	23.87	23.41
25	Providence, R. I.	18.94	18.30	18.81	19.47
26	Reading, Pa.	19.55	27.95	22.50	...
27	Richmond, Va.	24.97	22.18	21.93	19.05
28	Rochester, N. Y.	24.39	21.27	18.41	14.82
29	San Francisco.	19.28	18.89	19.86	15.56
30	Selma, Ala.	22.53	16.87	19.62	30.81
31	St. Louis	16.19	13.48	11.69	12.42
32	Syracuse, N. Y.	10.26	13.20	11.33
33	Toledo, O.	24.90	14.80	13.54	12.32
34	Washington, D. C.*	29.03	25.81	24.39	27.28
35	Wheeling, W. Va.	18.06	21.35	16.78
36	Yonkers, N. Y.	19.29	23.37	17.81	14.40

* The mortality rate of the colored population in Washington was reported by the Board of Health at 44.50; that of the white population at only 18.27.

The Yellow Fever Epidemic of 1878 and 1879.

THIS dreaded scourge of hot latitudes appeared July 26, 1878, at New Orleans, and quickly spread northward to Memphis, Tenn., where it continued its ravages from August 2 to November 2. It rarely travels beyond the region of 75° to 77° mean annual temperature, though in case of semi-tropical seasons visiting northern regions, yellow fever has been carried far north. This was notably the case in 1793, when yellow fever became epidemic at Philadelphia, and there were 4,041 deaths from it (one in ten of the population), and in 1798, when it cut off 8,500 people in Philadelphia, 2,080 in New York, and 200 in Boston. Again, in 1853, this pestilence swept off 8,101 at New Orleans, and in 1855 visited Norfolk, Va., mortality 1,807, and Portsmouth, Va., 1,000 victims.

In 1878, the total number of cases of yellow fever in the United States has been summed up at 65,976, and the deaths were 14,809—or over 20 per cent. The fatal cases in Memphis alone were 5,160.

In 1879, the fever appeared on the 5th of July, and was officially declared at an end October 29. During this time there were 1,530 cases and 470 deaths.

The appalling extent of the suffering and destitution in 1878 called forth contributions from generous-minded people everywhere, to an unexampled extent. The money and stores subscribed in aid of yellow fever sufferers amounted to the following sums:

New England States.....	\$242,042	Express Cos., Transportation	\$255,000
New York.....	679,340	Railroad Cos.,	285,000
New Jersey, Penn., and D. C. . .	325,059	Telegraph Cos.,	44,000
Western States.....	916,500	Foreign countries.. . . .	175,937
Southern States.....	1,520,779	Miscellaneous	5,015
U. S. Government.....	100,000		
		Grand Total.....	\$4,548,672

OUR PUBLIC LAND SYSTEM.

THE public lands of the United States which are still undisposed of and open to settlement lie in nineteen States and eight Territories. In each case, except Ohio, Indiana, Illinois, the Indian Territory, and Alaska, land offices are established, in charge of an officer known as Register of the Land Office, where the records of all surveyed lands are kept, and all applications concerning lands in each district are filed and inquiries answered. The public lands are divided into two great classes. The one class have a dollar and a quarter an acre designated as the minimum price, and the other two dollars and a half an acre. Titles to these lands may be acquired by private entry or location under the homestead, preëmption and timber-culture laws; or, as to some classes, by purchase for cash, in the case of lands which may be purchased at private sale, or such as have not been reserved under any law. Such tracts are sold on application to the Land Register, who issues a certificate of purchase, the Receiver giving a receipt for the money paid, subject to the issue of a patent, or complete title, if the proceedings are found regular, by the Commissioner of the General Land Office at Washington.

Entries under land warrants (given mostly for military services under acts of Congress) have fallen off very largely by the absorption of such warrants, there having been no military bounty land warrants provided for on account of services in the late civil war.

Entries under the preëmption law are restricted to heads of families, or citizens over twenty-one, who may settle upon any quarter-section (or 160 acres) and have the right of prior claim to purchase on complying with certain regulations.

The homestead laws give the right to one hundred and sixty acres of a dollar and a quarter lands, or to eighty acres of two dollar and a half lands, to any citizen or applicant for citizenship over twenty-one who will actually settle upon and cultivate the land. This privilege extends only to the surveyed lands, and the title is perfected by the issue of a patent after five years of actual settlement. The only charges in the case of homestead entries are fees and commissions, varying from a minimum of \$7 to a maximum of \$22 for the whole tract entered, according to the size, value or place of record.

Another large class of free entries of public lands is that provided for under the timber-culture acts of 1873-78. The purpose of these laws is to promote the growth of forest trees on the public lands. They give the right to any settler who has cultivated for two years as much as five acres in trees, to an eighty-acre homestead, or if ten acres, to a homestead of one hundred and sixty acres, and a free patent for his land is given him at the end of three years instead of five. The limitation of the homestead laws to one hundred and sixty acres for each settler is extended in the case of timber culture so as to grant as many quarter sections of one hundred and sixty acres each as have been improved by the culture for ten years of forty acres of timber thereon, but the quarter sections must not lie immediately contiguous. The following is the complete list of United States land offices:

Alabama: Huntsville, Montgomery

Arkansas: Little Rock, Camden, Harrison, Dardanelle.

Arizona Territory: Prescott, Florence.

California: San Francisco, Marysville, Humboldt, Stockton, Visalia, Sacramento, Los Angeles, Shasta, Susanville, Bodie.

Colorado: Denver City, Fair Play, Central City, Pueblo, Del Norte, Lake City.

Dakota Territory: Sioux Falls, Springfield, Fargo, Yankton, Bismarck, Deadwood.

Florida: Gainesville.

Idaho Territory: Boise City, Lewiston.

Iowa: Fort Des Moines.

Kansas: Topeka, Salina, Independence, Wichita, Kirwin, Concordia, Larned, Hays City.

Louisiana: New Orleans, Monroe, Natchitoches.

Michigan: Detroit, East Saginaw, Reed City, Marquette.

Minnesota: Taylor's Falls, Saint Cloud, Du Luth, Fergus Falls, Worthington, New Ulm, Benson, Detroit, Redwood Falls.

Mississippi: Jackson.

Missouri: Boonville, Ironton, Springfield.

Montana Territory: Helena, Bozeman.

Nebraska: Norfolk, Beatrice, Lincoln, Niobrara, Grand Island, North Platte, Bloomington.

Nevada: Carson City, Eureka.

New Mexico Territory: Santa Fé, La Mesilla.

Oregon: Oregon City, Roseburg, Le Grand, Lakeview, The Dalles.

Utah Territory: Salt Lake City.

Washington Territory: Olympia, Vancouver, Walla Walla, Colfax.

Wisconsin: Menasha, Falls of St. Croix, Wausau, La Crosse, Bayfield, Eau Claire.

Wyoming Territory: Cheyenne, Evanston.

UNITED STATES PUBLIC LANDS—WHERE THEY LIE.

Statement showing the Number of Acres of Public Lands Surveyed in the Land States and Territories up to June 30, 1879; also, the total Area of the Public Domain remaining Unsurveyed.

[From the Report of the Commissioner of the General Land Office for 1879.]

LAND STATES AND TERRITORIES.	Total Areas of Lands in 29 States & Territories in which Public Lands have been situated.		Number of Acres of Public Lands Surveyed.			Total Area of Public and Indian Lands remaining Unsurveyed and Un-offered to June 30, 1879. Acres.
	In Acres.	In Square Miles.	Prior to June 30, 1878, not heretofore reported.	Within the Fiscal Year ending June 30, 1879.	Total Acres Surveyed up to June 30, 1879	
1 Alabama	32,462,080	57,722			30,462,115	
2 Alaska	369,529,600	577,390				
3 Arizona	72,906,304	113,916		217,616	5,499,353	67,406,887
4 Arkansas	33,406,720	52,198		3,343	33,410,063	
5 California	100,992,640	157,801	340,025	1,292,116	47,979,543	53,013,097
6 Colorado	66,880,000	104,500	101,865	1,069,759	23,354,523	43,525,477
7 Dakota	96,595,840	150,932		266	1,167,092	22,626,770
8 Florida	37,931,520	59,268	48,150			30,151,946
9 Idaho	55,228,160	86,294	99,420			6,933,429
10 Illinois	35,462,400	55,410				35,465,093
11 Indian Ter'y	44,154,240	68,991				27,003,990
12 Indiana	21,637,760	33,809				21,637,760
13 Iowa	35,228,800	55,045				35,228,800
14 Kansas	51,769,976	80,891				51,770,240
15 Louisiana	26,461,440	41,346				25,232,044
16 Michigan	36,128,640	56,451				36,128,640
17 Minnesota	53,459,840	83,531		364,525	39,536,940	13,922,900
18 Mississippi	30,179,840	47,156				30,179,840
19 Missouri	41,824,000	65,350	12,931			41,836,931
20 Montana	92,016,640	143,776		518,724	11,062,551	80,954,089
21 Nebraska	48,636,800	75,995		778,764	40,715,571	7,921,229
22 Nevada	71,737,741	112,090	299,539	533,880	12,372,308	59,365,292
23 New Mexico	77,568,640	121,201	38,189	333,822	8,843,890	68,724,750
24 Ohio	25,576,960	39,964				25,576,960
25 Oregon	60,975,360	95,274	163,499	622,251	21,913,612	39,061,748
26 Utah	54,065,075	84,476	192,713	188,277	9,341,375	44,723,265
27 Washington	44,796,160	69,994	229,192	685,665	14,736,403	30,059,757
28 Wisconsin	34,511,360	53,924				34,511,360
29 Wyoming	62,645,120	97,883	293,190	679,947	9,079,186	53,565,934
Total	1,814,769,656	2,835,578	1,823,978	8,455,782	734,591,236	* 710,668,086

* Or, adding Alaska, 1,080,197,686 acres.

STATISTICS OF HOMESTEAD SETTLEMENT ON THE PUBLIC LANDS.

Statement of number of Acres entered annually under the Homestead and Timber-Culture Acts, from July 1, 1868, to June 30, 1879, inclusive.

	1869.	1870.	1871.	1872.	1873.	
Homestead Entries	2,737,365	3,698,910	4,600,326	4,671,332	3,793,613	
	Acres.	Acres.	Acres.	Acres.	Acres.	
	1874.	1875.	1876.	1877.	1878.	1879.
Homestead	3,516,862	2,356,058	2,875,910	2,178,098	4,418,345	5,260,111
Timber-Culture	802,945	464,870	607,985	520,672	1,870,434	2,766,574
Total	4,322,807	2,820,928	3,483,895	2,698,770	6,288,779	8,026,685

UNITED STATES PATENT-OFFICE BUSINESS.

Comparative Statement of the Business of the Office from 1837 to 1878, inclusive.

[From the Report of the Commissioner of Patents, Jan. 29, 1879.]

CALENDAR YEAR.	Applica- tions.	Caveats Filed.	Patents Issued.	Cash Received.	Cash Expended.	Surplus.
1837.....			435	\$29,289 08	\$33,506 98
1838.....			520	42,123 54	37,402 10	\$4,721 44
1839.....			425	37,260 00	34,543 51	2,716 49
1840.....	735	228	473	38,056 51	39,020 67
1841.....	847	312	495	40,413 01	52,666 87
1842.....	761	391	517	36,505 68	31,241 48	5,264 20
1843.....	819	315	531	35,315 81	30,776 96	4,538 85
1844.....	1,045	380	502	42,509 26	36,244 73	6,264 53
1845.....	1,246	452	502	51,076 14	39,395 65	11,680 49
1846.....	1,272	448	619	50,264 16	46,158 71	4,105 45
1847.....	1,531	553	572	63,111 19	41,878 85	21,232 84
1848.....	1,628	607	660	67,576 69	58,905 84	8,670 85
1849.....	1,955	595	1,070	80,752 98	77,716 44	3,036 54
1850.....	2,193	602	995	86,927 05	80,100 95	6,816 13
1851.....	2,258	760	869	95,733 61	86,916 93	8,821 60
1852.....	2,639	996	1,020	112,656 34	95,916 91	16,739 48
1853.....	2,673	901	958	121,527 45	132,869 83
1854.....	3,324	868	1,902	163,789 84	167,146 32
1855.....	4,435	906	2,024	216,459 35	179,540 33	36,919 02
1856.....	4,960	1,024	2,502	192,588 02	199,931 02
1857.....	4,771	1,010	2,910	196,132 01	211,582 09
1858.....	5,364	934	3,710	203,716 16	193,193 74	10,522 42
1859.....	6,225	1,097	4,538	245,942 15	210,278 41	35,663 74
1860.....	7,653	1,084	4,819	256,352 59	252,820 80	3,531 79
1861.....	4,643	700	3,340	137,354 44	221,491 91
1862.....	5,038	824	3,521	215,754 99	182,810 39	32,944 60
1863.....	6,014	787	4,170	195,593 29	189,414 14	6,179 15
1864.....	6,932	1,063	5,020	240,919 98	229,868 00	11,051 98
1865.....	10,664	1,937	6,616	348,791 84	274,199 34	74,592 50
1866.....	15,269	2,723	9,450	495,665 38	361,724 28	133,941 10
1867.....	21,276	3,597	13,015	646,581 92	639,263 32	7,318 60
1868.....	20,420	3,705	13,378	681,565 86	628,679 77	52,886 09
1869.....	19,271	3,624	13,986	693,145 81	486,430 78	206,715 03
1870.....	19,171	3,273	13,321	669,456 76	557,149 19	112,307 57
1871.....	19,472	3,366	13,033	678,716 46	560,595 08	118,121 58
1872.....	18,246	3,090	13,590	699,726 39	665,591 36	34,135 03
1873.....	20,414	3,248	12,864	703,191 77	691,178 98	12,012 79
1874.....	21,602	3,181	13,599	738,278 17	679,288 41	58,989 76
1875.....	21,638	3,094	16,288	743,453 36	721,657 71	21,795 65
1876.....	21,425	2,697	17,026	757,937 65	652,542 60	105,445 05
1877.....	20,308	2,809	13,619	732,342 85	613,152 62	119,190 23
1878.....	20,260	2,755	12,935	725,375 55	593,082 89	132,292 66

SCHEDULE OF UNITED STATES PATENT FEES.

On filing each application for a Patent.....	\$15
On issuing each Original Patent (17 years).....	20
On application for Re-issue.....	30
On application for extension.....	50
On granting every extension of Patent (7 years).....	50
On each Caveat.....	10
On appeal to Examiners-in-chief.....	10
On appeal to Commissioner of Patents.....	20
On filing a Disclaimer.....	10
On application for Design (3½ years).....	10
On application for Design (7 years).....	15
On application for Design (14 years).....	30
On each Trade Mark (30 years).....	25
On each Label (28 years).....	6

NOTE.—By decision of the Supreme Court of the United States, rendered Nov. 17, 1879, the Trade-mark law of July 8, 1870, by which Trade-marks were for the first time recognized and protected by act of Congress, was declared unconstitutional. The registry of Trade-marks at the Patent Office is, however, continued to such as seek the benefit of a record, without regard to the ultimate validity of the right.

THE COPYRIGHT LAWS OF THE UNITED STATES.

EVERY applicant for a copyright must state distinctly the name and residence of the claimant, and whether the right is claimed as author, designer, or proprietor. No affidavit or formal application is required.

A printed copy of the title of the book, map, chart, dramatic or musical composition, engraving, cut, print, or photograph, or a description of the painting, drawing, chromo, statue, statuary, or model or design for a work of the fine arts, for which copyright is desired, must be sent by mail or otherwise, prepaid, addressed "LIBRARIAN OF CONGRESS, WASHINGTON, D. C." This must be done before publication of the book or other article.

A fee of 50 cents, for recording the title of each book or other article, must be inclosed with the title as above, and 50 cents in addition (or one dollar in all) for each certificate of copyright under seal of the Librarian of Congress, which will be transmitted by return mail.

Within ten days after publication of each book or other article, two complete copies must be sent prepaid, to perfect the copyright, with the address "LIBRARIAN OF CONGRESS, WASHINGTON, D. C."

Without the deposit of copies above required the copyright is void, and a penalty of \$25 is incurred.

No copyright is valid unless notice is given by inserting in every copy published, "*Entered according to act of Congress, in the year* —, *by* —, *in the office of the Librarian of Congress, at Washington;*" or, at the option of the person entering the copyright, the words: "*Copyright, 18—, by* —."

The law imposes a penalty of \$100 upon any person who has not obtained copyright who shall insert the notice "*Entered according to act of Congress,*" or "*Copyright,*" or words of the same import, in or upon any book or other article.

Each copyright secures the exclusive right of publishing the book or article copyrighted for the term of twenty-eight years. Six months before the end of that time, the author or designer, or his widow or children, may secure a renewal for the further term of fourteen years, making forty-two years in all.

Any copyright is assignable in law by any instrument of writing, but such assignment must be recorded in the office of the Librarian of Congress within sixty days from its date. The fee for this record and certificate is one dollar.

A copy of the record (or duplicate certificate) of any copyright entry will be furnished, under seal, at the rate of fifty cents.

Copyrights cannot be granted upon Trade-marks, nor upon Labels intended to be used with any article of manufacture. If protection for such prints or labels is desired, application must be made to the Patent Office, where they are registered at a fee of \$6 for labels and \$25 for trade-marks.

PATENTS ISSUED IN 1878 TO RESIDENTS OF EACH STATE.

The proportion of patents to population is shown in last column.

STATES, ETC.	No. of Patents.	One to every—	STATES, ETC.	No. of Patents.	One to every—
Alabama.....	39	25,563	Nevada.....	36	1,180
Arizona Territory.....	2	4,829	New Hampshire.....	92	3,459
Arkansas.....	45	10,776	New Jersey.....	490	1,870
California.....	320	1,750	New Mexico Territory	3	30,624
Colorado.....	35	1,138	New York.....	2,599	1,685
Connecticut.....	529	1,015	North Carolina.....	53	20,214
Dakota Territory.....	5	2,836	Ohio.....	1,070	2,490
Delaware.....	39	3,209	Oregon.....	35	2,568
District of Columbia..	146	908	Pennsylvania.....	1,296	2,718
Florida.....	3	65,582	Rhode Island.....	190	1,143
Georgia.....	105	1,127	South Carolina.....	28	25,200
Idaho Territory.....	2	7,499	Tennessee.....	98	12,842
Illinois.....	998	2,547	Texas.....	130	6,219
Indiana.....	345	4,842	Utah Territory....	7	12,398
Iowa.....	325	3,676	Vermont.....	109	3,032
Kansas.....	63	5,784	Virginia.....	113	10,842
Kentucky.....	145	9,110	Washington Territory.	13	1,842
Louisiana.....	76	9,564	West Virginia.....	58	7,620
Maine.....	140	4,477	Wisconsin.....	251	4,218
Maryland.....	183	4,267	Wyoming Territory..	8	1,138
Massachusetts.....	1,199	1,216	U. S. Army.....	4
Michigan.....	390	3,036	U. S. Navy.....	1
Minnesota.....	129	3,408	U. S. in general.....	12,354	3,116
Mississippi.....	38	21,787	Foreign.....	581
Missouri.....	315	5,499			
Montana Territory....	3	3,865	Total.....	12,935
Nebraska.....	50	2,459			

PENSIONS PAID BY THE UNITED STATES IN 1879.

[From the Annual Report of the Commissioner of Pensions, 1879.]

	Whole number of Pensioners on the Roll, June 30, 1879.	Yearly value of Pensions, as shown by the Roll, June 30, 1879.	Total amount paid for Pensions during the year ending June 30, 1879.
Army:			
Invalid	125,150	\$12,910,588 60	\$14,773,864 76
Widows, etc.....	81,174	8,908,623 07	11,128,113 51
Navy:			
Invalid	1,844	211,615 18	209,003 03
Widows, etc.....	1,772	312,675 30	324,223 63
War of 1812:			
Survivors.....	11,621	1,115,616 00	1,014,525 66
Widows, etc.....	21,194	2,034,624 00	2,192,699 54
Total.....	242,755	\$25,493,742 15	\$29,642,430 13

NOTE.—The amount of \$7,368,490.39 disbursed for arrears of pension during fiscal year ending June 30, 1879, is not included in the above.

ARREARS OF PENSIONS.

THE aggregate number of pensioners whose claims to arrears have been allowed under the Acts of Congress of January 25 and March 3, 1879, with the amount of arrears paid to them, will be found below:

Total invalids granted arrears of pension (army and navy) to November 1, 1879.....	33,366
Total money value of pensions paid to invalids to Nov. 1, 1879	\$16,249,622 10
Total number of widows, mothers, fathers, or minors granted arrears of pension to November 1, 1879.....	5,935
Total money value of pensions paid to widows, etc., to November 1, 1879.....	\$5,630,386 51
Average amount awarded in each case: invalids.....	487 01
“ “ “ “ “ “ widows, etc.....	948 67
Aggregate number of claims of this class rejected.....	21,990

Of the whole amount paid for pensions during the fiscal year 1879, \$295,239 was paid to claim agents for their fees (limited to \$10 by law when no agreement is made, or to such sum, not exceeding \$25, as may be allowed by the Commissioner of Pensions).

UNITED STATES PENSION AGENTS AND DISTRICTS.

- Boston, Mass.—Massachusetts, Connecticut and Rhode Island.—D. W. GOOCH.
- Chicago, Ill.—The State of Illinois.—ADA C. SWEET.
- Columbus, Ohio.—The State of Ohio.—A. T. WIKOFF.
- Concord, N. H.—Maine, New Hampshire and Vermont.—E. L. WHITFORD.
- Des Moines, Iowa.—Nebraska and Iowa.—B. F. GUE.
- Detroit, Mich.—The State of Michigan.—SAMUEL POST.
- Indianapolis, Ind.—The State of Indiana.—FRED. KNEFLER.
- Knoxville, Tenn.—All the Southern States, except Delaware, Maryland, Kentucky and Missouri.—D. T. BOYNTON.
- Louisville, Ky.—The State of Kentucky.—R. M. KELLY.
- Milwaukee, Wis.—Wisconsin, Minnesota, Dakota, Montana and Wyoming.—E. FERGUSON.
- New York City, N. Y.—Twenty-three counties of New York.—C. R. COSTER.
- Philadelphia, Pa.—Twenty-five counties of Pennsylvania.—H. G. SICKEL.
- Pittsburgh, Pa.—Forty-two counties of Pennsylvania.—W. A. HERRON.
- St. Louis, Mo.—Missouri, Kansas, Colorado and New Mexico.—R. CAMPION.
- San Francisco, Cal.—California, Nevada, Oregon, Idaho, Washington, Arizona and Utah.—W. H. PAYNE.
- Washington, D. C.—New Jersey, Delaware, Maryland, District of Columbia, and all the National Home and Foreign Pensioners.—J. S. WITCHER.
- Syracuse, N. Y.—Thirty-seven counties of New York.—T. L. POOLE.

The salaries of pension agents under existing laws are \$4,000 *per annum*, and an extra allowance or perquisite of 15 cents for each pension voucher above 4,000 issued in any year. Out of this, however, pension agents must pay all clerk hire, office rent, postage, and contingent expenses of their offices.

**POST-OFFICE STATISTICS OF THE UNITED STATES—
1790-1879.**

YEARS.	No. of Post-Offices.	Extent of Post-Routes in Miles.	Revenue of the Department	Expenditure of the Department	Amount paid for Salaries of Postmast'rs	Transport'n of the Mail.
1790....	75	1,875	\$37,935	\$32,140	\$8,198	\$22,081
1795.....	453	13,207	160,620	117,893	30,272	75,359
1800.....	903	20,817	250,804	213,994	69,243	128,644
1805.....	1,558	31,076	421,373	377,367	111,552	239,635
1810.....	2,300	36,406	551,684	495,969	149,438	327,966
1815.....	3,000	43,748	1,043,065	748,121	241,901	487,779
1816.....	3,260	48,673	961,782	804,422	265,944	521,970
1817.....	3,459	52,089	1,002,973	916,515	303,916	589,189
1818.....	3,618	59,473	1,130,235	1,035,832	346,429	664,611
1819.....	4,000	67,586	1,204,737	1,117,861	375,828	717,881
1820.....	4,500	72,492	1,111,927	1,160,926	352,295	782,425
1821.....	4,650	78,803	1,059,087	1,184,283	337,599	815,681
1822.....	4,709	82,763	1,117,490	1,167,572	355,299	788,618
1823.....	4,043	84,860	1,130,115	1,156,995	360,462	767,464
1824.....	5,182	84,860	1,197,758	1,188,019	383,804	768,939
1825.....	5,677	94,052	1,306,525	1,229,043	411,183	785,646
1826.....	6,150	94,052	1,447,703	1,366,712	447,727	885,100
1827.....	7,003	105,336	1,524,633	1,468,959	486,411	942,345
1828.....	7,530	105,336	1,659,915	1,689,945	548,049	1,086,313
1829.....	8,004	115,000	1,707,418	1,782,132	559,237	1,153,646
1830.....	8,450	115,176	1,850,583	1,932,708	595,234	1,274,009
1831.....	8,686	115,486	1,997,811	1,936,122	635,028	1,252,226
1832.....	9,205	104,466	2,258,570	2,266,171	715,481	1,482,507
1833.....	10,127	119,916	2,617,011	2,930,414	826,283	1,894,638
1834.....	10,693	119,916	2,823,749	2,910,605	897,317	1,925,544
1835.....	10,770	112,774	2,993,356	2,757,350	945,418	1,719,007
1836.....	11,091	118,264	3,408,323	3,841,766	812,803	1,638,052
1837.....	11,767	141,242	4,236,779	3,544,630	891,352	1,996,727
1838.....	12,519	134,818	4,238,733	4,430,662	933,948	3,131,308
1839.....	12,780	133,999	4,484,657	4,636,536	980,000	3,285,622
1840.....	13,468	155,739	4,543,522	4,718,236	1,028,925	3,296,876
1841.....	13,778	155,026	4,407,726	4,499,528	1,018,645	3,159,375
1842.....	13,733	149,732	4,546,849	5,674,752	1,147,256	3,087,796
1843.....	13,814	142,295	4,296,225	4,374,754	1,426,394	2,947,319
1844.....	14,103	144,687	4,237,288	4,296,513	1,358,316	2,938,551
1845.....	14,183	143,940	4,289,841	4,320,732	1,409,875	2,905,504
1846.....	14,601	152,865	3,487,199	4,084,297	1,042,079	2,716,673
1847.....	15,146	153,818	3,955,893	3,979,570	1,060,228	2,476,455
1848.....	16,159	163,208	4,371,077	4,326,850	2,394,703
1849.....	16,749	163,703	4,905,176	4,479,049	1,320,921	2,577,407
1850.....	18,417	178,672	5,552,971	5,212,953	1,549,376	2,965,786
1851.....	19,796	196,290	6,727,867	6,278,402	1,781,686	3,538,064
1852.....	20,901	214,284	6,925,971	7,108,459	1,296,765	4,225,311
1853.....	22,320	217,743	5,940,725	7,982,957	1,406,477	4,906,308
1854.....	23,548	219,935	6,955,586	8,577,424	1,707,708	5,401,382
1855.....	24,410	227,908	7,342,136	9,968,342	2,135,335	6,076,335
1856.....	25,565	239,642	7,620,822	10,405,286	2,102,891	6,765,639
1857.....	26,586	242,601	8,053,952	11,508,058	2,285,610	7,239,333
1858.....	27,977	260,603	8,186,793	12,722,470	2,355,016	8,246,054
1859.....	28,539	260,052	8,668,484	15,754,093	2,453,901	7,157,629
1860.....	28,498	240,594	8,518,067	19,170,610	2,552,868	8,808,710
1861.....	28,586	140,139	8,349,296	13,606,759	2,514,157	5,309,454
1862.....	28,875	134,013	8,299,821	11,125,364	2,340,767	5,853,834
1863.....	29,047	139,598	11,163,790	11,314,207	2,876,983	5,740,576
1864.....	28,878	139,171	12,438,254	12,644,786	3,174,326	5,818,469
1865.....	20,550	142,340	14,556,159	13,694,728	3,383,382	6,246,884
1866.....	23,828	180,921	14,386,986	15,352,079	3,454,677	7,630,474
1867.....	25,163	203,245	15,237,027	19,235,483	4,033,728	9,336,286
1868.....	26,481	216,928	16,292,601	22,730,593	4,255,311	10,266,056
1869.....	27,106	223,731	18,344,511	23,698,131	4,546,958	10,406,501
1870.....	28,492	231,232	19,772,221	23,998,837	4,673,466	10,884,653
1871.....	30,045	238,359	20,037,045	24,390,104	5,028,382	11,529,395
1872.....	31,863	251,398	21,915,426	26,658,192	5,121,665	15,547,821
1873.....	33,244	256,210	22,996,742	29,084,946	5,725,468	16,161,034
1874.....	34,294	269,097	26,477,072	32,126,415	5,818,472	18,881,319
1875.....	35,547	277,873	26,791,360	33,611,309	7,049,936	18,777,301
1876.....	36,383	281,798	27,895,908	33,263,488	7,397,397	18,361,043
1877.....	37,345	292,820	27,468,323	33,486,322	7,295,251	18,529,238
1878.....	39,258	301,966	29,277,517	34,165,084	7,977,852	19,262,421
1879.....	40,855	316,711	30,041,983	33,449,899	7,185,540	20,012,872

BUSINESS OF THE POST-OFFICE DEPARTMENT FOR FISCAL YEAR ENDING JUNE 30, 1879.

[Summarized from the Annual Report of the Postmaster-General, Dec., 1879.]

Whole number of post-offices in operation in the United States.....	40,855
Whole number of contractors for transportation of the mails... ..	5,659
Whole length of public mail routes in operation.....	316,711
Length of railroad routes.....	79,991
Length of steamboat routes... ..	21,240
Length of other routes.....	215,480
Aggregate cost of mail service.....	\$20,012,872
Aggregate postages on newspapers and periodicals.....	\$1,104,185
Aggregate postage stamps, envelopes, and cards sold.....	\$29,538,951
Number of registered letters and packages mailed.....	5,429,022
Amount of fees on registered matter (in addition to postage).....	\$459,736
Number of dead letters and parcels received.....	2,996,513
Total cost of free delivery service.....	\$1,947,707
Receipts of postage on local matter at free delivery offices... ..	2,612,524
Number of money orders issued (domestic).....	6,372,243
Amount of money orders purchased (domestic).....	\$88,254,641
Average amount of each money order (domestic).....	\$13.85
Fees received for issue of money orders (domestic).....	\$798,626
Cost of the United States Ocean Mail service.....	\$198,908

PUBLIC DEBT OF THE UNITED STATES, 1791-1879.

Statement of Outstanding Principal of the Public Debt of the United States on the 1st of January of each Year from 1791 to 1842, inclusive; and on the 1st of July of each Year from 1843 to 1879, inclusive.

From the Annual Report of the Secretary of the Treasury on the Finances.

1791.....	\$75,463,476 52	1820.....	\$91,015,566 15	1849.....	\$63,061,858 69
1792.....	77,227,924 66	1821.....	89,987,427 66	1850.....	63,452,773 55
1793.....	80,352,634 04	1822.....	93,546,676 98	1851.....	68,304,796 02
1794.....	78,427,404 77	1823.....	90,875,877 28	1852.....	66,199,341 71
1795.....	80,747,587 39	1824.....	90,269,777 77	1853.....	59,803,117 70
1796.....	83,762,172 07	1825.....	83,788,432 71	1854.....	42,242,222 42
1797.....	82,064,479 33	1826.....	81,054,059 99	1855.....	35,586,858 56
1798.....	79,228,529 12	1827.....	73,987,357 20	1856.....	31,972,537 90
1799.....	78,408,669 77	1828.....	67,475,043 87	1857.....	28,699,831 85
1800.....	82,976,294 35	1829.....	58,421,413 67	1858.....	44,911,881 03
1801.....	83,038,050 80	1830.....	48,565,406 50	1859.....	58,496,837 88
1802.....	86,712,632 25	1831.....	39,123,191 68	1860.....	64,842,287 88
1803.....	77,054,686 30	1832.....	24,322,235 18	1861.....	90,580,873 72
1804.....	86,427,120 88	1833.....	7,001,698 83	1862.....	524,176,412 13
1805.....	82,312,150 50	1834.....	4,760,082 08	1863.....	1,119,772,138 63
1806.....	75,723,270 66	1835.....	37,513 05	1864.....	1,815,784,370 57
1807.....	69,218,398 64	1836.....	336,957 83	1865.....	2,680,647,869 74
1808.....	65,196,317 97	1837.....	3,308,124 07	1866.....	2,773,236,173 69
1809.....	57,023,192 09	1838.....	10,434,221 14	1867.....	2,678,126,103 87
1810.....	53,173,217 52	1839.....	3,573,343 82	1868.....	2,611,687,851 19
1811.....	48,005,587 76	1840.....	5,250,875 54	1869.....	2,588,452,213 94
1812.....	45,209,737 90	1841.....	13,594,480 73	1870.....	2,480,672,427 81
1813.....	55,962,827 57	1842.....	20,601,226 28	1871.....	2,353,211,332 32
1814.....	81,487,846 24	1843.....	32,742,922 00	1872.....	2,253,251,328 78
1815.....	99,833,660 15	1844.....	23,461,652 50	1873.....	2,234,482,993 20
1816.....	127,334,933 74	1845.....	15,925,303 01	1874.....	2,251,690,468 43
1817.....	123,491,965 16	1846.....	15,550,202 97	1875.....	2,232,284,531 95
1818.....	103,466,633 83	1847.....	38,826,534 77	1876.....	2,180,395,067 15
1819.....	95,529,648 28	1848.....	47,044,862 23	1877.....	2,205,301,392 10
				1878.....	2,256,205,892 53
				1879.....	2,245,495,072 04

POST-OFFICE BUSINESS BY STATES IN 1879.

Table showing Cost of Carrying the Mail and other Postal Expenditures in each State and Territory, with Receipts from Sale of Postage-Stamps and from all other Sources during the Fiscal Year ending June 30, 1879.

[Condensed from Annual Report of 6th Auditor of the Treasury, Dec., 1879.]

STATES AND TERRITORIES.	Postage-stamps, stamped envelopes, and postal cards.	Total receipts.	Transportation by States.	Total expenses.	Excess of expenditures over receipts.	Excess of receipts over expenditures.
	\$	\$	\$	\$	\$	\$
1 Alabama.....	224,570	237,513	268,858	418,923	181,411
2 Alaska.....	53	53	23	30
3 Arizona.....	21,205	23,329	146,804	159,969	136,639
4 Arkansas.....	144,505	154,682	372,749	483,423	328,741
5 California.....	860,152	934,229	880,062	1,341,241	407,011
6 Colorado.....	192,674	222,125	238,956	353,644	131,519
7 Connecticut....	576,003	620,644	205,198	505,393	115,251
8 Dakota.....	74,736	81,264	147,223	187,489	106,224
9 Delaware.....	72,304	74,152	24,343	69,316	4,837
10 Dist. Columbia.	183,519	192,705	229,619	36,915
11 Florida.....	83,033	88,827	141,915	203,932	115,103
12 Georgia.....	333,263	353,088	274,727	505,945	152,856
13 Idaho.....	22,766	24,813	103,273	118,110	93,297
14 Illinois.....	2,268,248	2,398,627	1,009,604	2,450,695	52,068
15 Indiana.....	778,999	828,732	423,628	932,288	103,566
16 Iowa.....	869,214	940,356	454,867	1,000,983	60,628
17 Kansas.....	470,173	504,213	405,678	715,980	211,766
18 Kentucky.....	432,079	451,762	313,351	564,170	112,408
19 Louisiana.....	268,118	289,719	235,276	413,024	123,305
20 Maine.....	451,372	477,489	221,237	488,650	11,161
21 Maryland.....	524,489	540,188	307,142	582,308	42,120
22 Massachusetts..	1,962,378	2,087,228	322,407	1,426,783	660,445
23 Michigan.....	934,073	1,004,487	410,957	943,316	61,171
24 Minnesota.....	414,862	446,160	219,156	482,891	36,731
25 Mississippi.....	162,267	175,606	178,562	294,525	118,919
26 Missouri.....	1,081,499	1,124,555	748,475	1,455,319	330,765
27 Montana.....	37,993	44,260	99,141	125,475	81,215
28 Nebraska.....	237,442	254,084	522,674	697,113	443,029
29 Nevada.....	80,763	94,983	149,867	200,974	105,991
30 New Hampshire	275,353	291,492	101,548	256,367	35,125
31 New Jersey.....	591,201	619,108	225,580	537,135	81,973
32 New Mexico....	19,366	20,987	150,799	165,547	144,560
33 New York.....	5,465,178	5,710,311	1,447,363	4,158,960	1,551,350
34 North Carolina.	211,213	220,279	222,209	372,696	152,416
35 Ohio.....	1,885,509	1,976,440	1,228,451	2,504,207	527,766
36 Oregon.....	112,771	124,639	155,029	221,425	96,786
37 Pennsylvania...	2,620,111	2,732,594	842,035	2,329,172	403,422
38 Rhode Island...	202,552	223,348	39,780	133,335	90,012
39 South Carolina.	174,679	181,780	124,899	224,760	42,980
40 Tennessee.....	315,895	328,704	218,868	453,665	124,960
41 Texas.....	458,939	506,676	778,604	1,066,608	559,932
42 Utah.....	74,559	80,697	200,674	254,726	174,029
43 Vermont.....	251,663	263,451	144,489	286,881	23,430
44 Virginia.....	435,469	449,606	394,575	656,049	206,443
45 Washington....	39,209	42,429	100,497	126,969	84,540
46 West Virginia..	149,058	153,896	108,067	199,597	45,701
47 Wisconsin.....	686,139	736,379	351,081	746,401	10,021
48 Wyoming.....	27,193	30,203	62,035	79,413	49,210
	27,758,813	29,362,901	15,732,679	32,125,440	5,766,156	3,003,616

From the *Financial Review*, 1877.

COMPOUND INTEREST TABLE.

Showing the Accumulation of Principal and Interest on one Dollar, at various rates per Annum, from 3 to 10 per cent., the Interest being compounded semi-annually.

No. of Years.	3 per cent.	4 per cent.	4½ per cent.	5 per cent.	6 per cent.	7 per cent.	7½ per cent.	8 per cent.	10 per cent.
1....	\$1.0302	\$1.0404	\$1.0455	\$1.0506	\$1.0609	\$1.0712	\$1.0743	\$1.0816	\$1.1025
2....	1.0613	1.0824	1.0930	1.1028	1.1255	1.1475	1.1530	1.1692	1.2155
3....	1.0934	1.1261	1.1438	1.1596	1.1940	1.2292	1.2387	1.2646	1.3400
4....	1.1264	1.1715	1.1948	1.2184	1.2667	1.3168	1.3308	1.3678	1.4773
5....	1.1605	1.2188	1.2481	1.2800	1.3439	1.4105	1.4298	1.4794	1.6237
6....	\$1.1956	\$1.2681	\$1.3004	\$1.3448	\$1.4257	\$1.5110	\$1.5360	\$1.6002	\$1.7957
7....	1.2317	1.3193	1.3643	1.4129	1.5125	1.6186	1.6502	1.7307	1.9747
8....	1.2689	1.3726	1.4264	1.4845	1.6047	1.7339	1.7729	1.8720	2.1827
9....	1.3073	1.4281	1.4913	1.5596	1.7024	1.8574	1.9047	2.0247	2.4064
10...	1.3463	1.4858	1.5592	1.6385	1.8061	1.9897	2.0462	2.1899	2.6530
11....	\$1.3875	\$1.5458	\$1.6301	\$1.7234	\$1.9161	\$2.1315	\$2.1982	\$2.3687	\$2.9250
12....	1.4295	1.6082	1.7044	1.8086	2.0326	2.2833	2.3617	2.5619	3.2248
13....	1.4727	1.6732	1.7820	1.9001	2.1564	2.4459	2.5372	2.7710	3.5558
14...	1.5172	1.7408	1.8631	1.9963	2.2878	2.6201	2.7258	2.9971	3.9198
15....	1.5630	1.8111	1.9479	2.0933	2.4271	2.8068	2.9284	3.2417	4.3216
16....	\$1.6103	\$1.8843	\$2.0365	\$2.2027	\$2.5749	\$3.0067	\$3.1461	\$3.5062	\$4.7645
17....	1.6589	1.9604	2.1272	2.3142	2.7317	3.2208	3.3800	3.7923	5.2529
18....	1.7091	2.0396	2.2240	2.4313	2.8981	3.4502	3.6312	4.1018	5.7883
19....	1.7607	2.1240	2.3252	2.5544	3.0746	3.6960	3.9011	4.4365	6.3816
20...	1.8140	2.2078	2.4310	2.6837	3.2618	3.9592	4.1911	4.7985	7.0362
21....	\$1.8686	\$2.2970	\$2.5415	\$2.8196	\$3.4605	\$4.2412	\$4.5026	\$5.1900	\$7.7574
22....	1.9253	2.3898	2.6572	2.9524	3.6712	4.5433	4.8373	5.6136	8.5525
23....	1.9835	2.4863	2.7781	3.1123	3.8948	4.8669	5.1969	6.0716	9.4292
24...	2.0434	2.5868	2.9045	3.2699	4.1320	5.2136	5.5832	6.5670	10.3957
25....	2.1052	2.6913	3.0367	3.4354	4.3836	5.5849	5.9982	7.1030	11.4612
26....	\$2.1688	\$2.8006	\$3.1749	\$3.6094	\$4.6506	\$5.9827	\$6.4441	\$7.6826	\$12.6359
27....	2.2344	2.9131	3.3193	3.7921	4.9338	6.4088	6.9231	8.3094	13.9311
28....	2.3019	3.0318	3.4703	3.9841	5.2343	6.8653	7.4377	8.9875	15.3591
29....	2.3715	3.1543	3.6282	4.1858	5.5531	7.3543	7.9906	9.7208	16.9334
30....	2.4432	3.2818	3.7933	4.3977	5.8913	7.8781	8.5846	10.5143	18.6691
31....	\$2.5170	\$3.4144	\$3.9660	\$4.6203	\$6.2500	\$8.4391	\$9.2227	\$11.3742	\$20.5827
32....	2.5931	3.5523	4.1465	4.8542	6.6307	9.0402	9.9087	12.3024	22.6924
33....	2.6715	3.6958	4.3351	5.0999	7.0345	9.6841	10.6453	13.3062	25.0184
34....	2.7522	3.8451	4.5324	5.3581	7.4629	10.3738	11.4366	14.3920	27.5828
35....	2.8354	4.0005	4.7387	5.6294	7.9174	11.1126	12.2867	15.5664	30.4081
36....	\$2.9211	\$4.1621	\$4.9543	\$5.9144	\$8.3996	\$11.9041	\$13.2000	\$16.8367	\$33.5249
37....	3.0094	4.3302	5.1798	6.2138	8.9111	12.7620	14.1811	18.2105	36.9612
38....	3.1004	4.5052	5.4146	6.5284	9.4538	13.6709	15.2353	19.6965	40.7497
39....	3.1941	4.6872	5.6610	6.8589	10.0295	14.6446	16.3677	21.3038	44.9266
40....	3.2907	4.8766	5.9288	7.2061	10.6403	15.6877	17.5844	23.0422	49.5316
41....	\$3.3901	\$5.0736	\$6.1986	\$7.5709	\$11.2883	\$16.8050	\$18.8915	\$24.9224	\$54.6086
42....	3.4926	5.2785	6.4807	7.9542	11.9758	18.0020	20.2956	26.9561	60.2059
43....	3.5982	5.4928	6.7756	8.3569	12.7051	19.2842	21.8043	29.1857	66.3771
44....	3.7070	5.7147	7.0840	8.7800	13.8832	20.6577	23.250	31.5348	73.1807
45....	3.8191	5.9456	7.4062	9.2245	14.7287	22.1290	25.1663	34.1080	80.6817
46....	\$3.9345	\$6.1858	\$7.7430	\$9.6915	\$15.6257	\$23.7052	\$27.0369	\$36.8813	\$88.9516
47....	4.0432	6.4357	8.0954	10.1822	16.5773	25.3936	29.0466	39.8908	98.0692
48....	4.1655	6.6957	8.4638	10.6967	17.5868	27.2022	31.2057	43.1459	107.1213
49....	4.2914	6.9662	8.8490	11.2383	18.6597	29.1397	33.5253	46.6666	118.1012
50....	4.4211	7.2477	9.2516	11.8072	19.7941	31.2141	36.0154	50.4746	130.2066

ANALYSIS OF THE PUBLIC DEBT OF THE UNITED STATES, FROM JULY 1, 1860,
TO JULY 1, 1879.

[Official Statement from the Warrant Division, Treasury Department, Washington.]

Year ending June 30.	3 per cents.	4 per cents.	4½ per cents.	5 per cents.	6 per cents.	7 3-10 per cents.	Total interest- bearing debt.	Annual interest charge.
	\$	\$	\$	\$	\$	\$	\$	\$
1860.....				43,476,300	21,164,538		64,640,838	3,443,687
1861.....				33,022,200	57,358,674		90,380,874	5,092,630
1862.....		57,926,116		30,483,000	154,313,225	122,582,435	365,304,826	22,048,509
1863.....		105,629,385		30,483,000	431,444,814	139,974,435	707,531,634	41,854,148
1864.....		77,547,696		300,213,480	842,882,652	139,286,935	1,359,930,763	78,853,487
1865.....		90,496,931		245,709,420	1,213,495,170	671,610,397	2,221,311,918	137,742,617
1865, Aug. 31.....		618,128		269,175,727	1,281,736,439	830,000,000	2,381,530,294	150,977,697
1866.....		121,341,879		201,982,665	1,195,546,041	813,460,622	2,332,331,207	146,068,196
1867.....		17,737,025		198,533,435	1,543,452,080	488,344,847	2,248,067,387	138,892,451
1868.....	64,000,000	801,361		221,586,155	1,878,303,984	37,397,197	2,202,088,727	128,459,598
1869.....	66,125,000			221,588,300	1,874,347,222		2,162,060,522	125,523,998
1870.....	59,550,000			221,588,300	1,765,317,422		2,046,455,722	118,784,960
1871.....	45,885,000	678,000		274,233,450	1,613,897,300		1,934,696,750	111,949,330
1872.....	24,665,000	678,000		414,567,300	1,374,883,800		1,814,794,100	103,988,463
1873.....	14,000,000	678,000		414,567,300	1,281,238,650		1,710,483,950	98,049,804
1874.....	14,000,000	678,000		510,623,050	1,213,624,700		1,733,930,750	98,796,004
1875.....	14,000,000	678,000		607,132,750	1,100,865,550		1,722,676,300	96,855,690
1876.....	14,000,000			711,685,800	984,999,650		1,710,685,450	95,104,269
1877.....	14,000,000		140,000,000	703,266,650	854,621,850		1,711,888,500	93,160,643
1878.....	14,000,000	98,850,000	240,000,000	703,266,650	733,619,000		1,794,735,650	94,654,472
1879.....	14,000,000	741,522,000	250,000,000	508,440,350	233,681,350		1,797,643,700	83,773,778

ANALYSIS OF THE PUBLIC DEBT OF THE UNITED STATES—(Continued).

Year ending June 30.	Debt on which in- terest has ceased.	Debt bearing no interest.	Outstanding principal.	Cash in the Treasury July 1.	Total debt, less cash in Treasury.	Popula- tion of the U. S.	Debt per capita.	Interest per capita.
	\$	\$	\$	\$	\$		\$	\$
1860.....	201,450		64,842,288	4,877,886	59,964,402	31,443,321	1 91	0 11
1861.....	199,999		90,580,874	2,862,213	87,718,660	32,064,000	2 74	0 16
1862.....	280,195	158,591,390	524,176,412	18,863,660	505,312,752	32,704,000	15 45	0 67
1863.....	473,048	411,767,456	1,119,772,138	8,421,401	1,111,350,737	33,365,000	33 31	1 25
1864.....	416,335	455,437,271	1,815,784,370	106,332,093	1,709,452,277	34,046,000	50 21	2 32
1865.....	1,245,771	458,090,180	2,680,647,869	5,832,013	2,674,815,856	34,748,000	76 98	3 97
1865, Aug. 31.....	1,503,020	461,616,311	2,844,649,626	88,218,055	2,756,431,571	35,228,000	78 25	4 29
1866.....	935,092	439,969,874	2,773,236,173	137,200,010	2,636,036,163	35,469,000	74 32	4 12
1867.....	1,840,615	428,218,101	2,673,126,103	169,974,392	2,503,151,211	36,211,000	69 26	3 84
1868.....	1,197,330	408,401,732	2,611,687,851	130,834,438	2,480,853,413	36,973,000	67 10	3 48
1869.....	5,260,181	421,131,510	2,588,452,213	155,680,340	2,432,771,873	37,756,000	64 43	3 32
1870.....	3,708,641	430,508,064	2,480,672,427	149,502,471	2,331,169,956	38,558,371	60 46	3 08
1871.....	1,948,902	416,565,680	2,353,211,332	106,217,264	2,246,994,068	39,555,000	56 81	2 83
1872.....	7,926,797	430,530,431	2,253,251,328	103,470,798	2,149,780,530	40,604,000	52 95	2 56
1873.....	51,929,710	472,069,332	2,234,482,993	129,020,933	2,105,462,060	41,704,000	50 49	2 35
1874.....	3,216,590	509,543,128	2,251,690,468	147,541,315	2,104,149,153	42,856,000	49 10	2 31
1875.....	11,425,820	498,182,411	2,232,284,531	142,243,361	2,090,041,170	44,060,000	47 44	2 19
1876.....	3,902,420	465,807,196	2,180,395,066	119,469,726	2,060,925,340	45,316,000	45 43	2 10
1877.....	16,648,860	476,764,031	2,205,301,392	186,025,961	2,019,275,431	46,624,000	43 31	2 00
1878.....	5,594,560	455,875,682	2,256,205,892	256,823,612	1,999,382,280	47,983,000	41 67	1 97
1879.....	37,015,630	410,835,742	2,245,495,072	249,080,107	1,996,414,965	49,395,000	40 42	1 69

NOTE. 1.—The annual interest charge is computed upon the amount of outstanding principal at the close of the fiscal year, and is exclusive of interest charge on Pacific Railway bonds.

2.—The statement of population for 1860 and 1870 is by enumeration, and for other years from estimates by E. B. Elliott, of this department.

3.—The slight increase of the interest charge for 1878 is owing to the interest charge on bonds sold for resumption, less the amount saved by refunding at lower rates.

4.—The Temporary Loan, per act of July 11, 1862, is included in the 4 per cents from 1862 to 1863, inclusive, with the exception of the amount outstanding for August 31, 1865, this being the date at which the public debt reached its highest point. This loan bore interest from 4 per cent. to 6 per cent., and was redeemable on ten-days' notice after thirty days, but being constantly changing; it has been considered more equitable to include the whole amount outstanding as bearing 4 per cent. interest on an average for the year.

NUMBER AND DISTRIBUTION OF THE SHIPPING OF THE UNITED STATES, JUNE 30, 1879.

STATES AND TERRITORIES.	Sailing Vessels.		Steam Vessels.		Canal-Boats.		Barges.		Total.	
	No.	Tons.	No.	Tons.	No.	Tons.	No.	Tons.	No.	Tons.
1 Alabama.....	65	7,329	40	6,667	4	458	109	14,454
2 Alaska.....	10	149	1	46	11	194
3 Arizona.....	4	834	4	554	8	1,389
4 California.....	679	119,999	178	72,141	61	8,178	918	200,319
5 Connecticut.....	669	43,993	105	29,548	1	155	52	7,389	827	81,065
6 Delaware.....	162	11,113	22	3,829	9	1,240	193	16,182
7 District of Columbia.	63	3,204	33	7,461	96	10,665
8 Florida.....	292	17,827	69	7,858	361	25,685
9 Georgia.....	79	10,814	27	10,797	3	285	109	21,896
10 Illinois.....	281	66,583	152	16,036	15	3,656	448	86,274
11 Indiana.....	69	6,780	40	4,216	109	10,996
12 Iowa.....	58	5,199	32	5,050	90	10,249
13 Kentucky.....	45	15,568	35	3,116	80	18,684
14 Louisiana.....	439	31,808	207	55,637	17	1,660	663	89,105
15 Maine.....	2,550	500,516	88	17,430	2	406	2,640	518,352
16 Maryland.....	1,613	82,869	136	35,343	4	405	1,753	118,617
17 Massachusetts.....	2,258	397,116	153	45,108	8	2,342	2,419	444,566
18 Michigan.....	426	52,337	362	61,210	122	31,441	910	144,989
19 Minnesota.....	2	93	54	5,792	45	2,359	101	8,244
20 Mississippi.....	124	4,061	49	4,970	19	1,497	192	10,527
21 Missouri.....	167	61,319	208	87,374	375	148,693
22 Nebraska.....	24	4,690	24	4,690
23 New Hampshire.....	71	10,506	6	318	77	10,823
24 New Jersey.....	897	57,067	109	17,462	216	21,470	71	10,964	1,293	106,963
25 New York.....	3,117	658,868	1,015	357,129	950	76,950	579	135,329	5,661	1,228,276
26 North Carolina.....	298	9,194	29	2,852	327	12,046
27 Ohio.....	220	57,405	201	62,470	162	24,604	583	144,479
28 Oregon.....	42	3,921	86	28,810	21	5,762	149	38,492
29 Pennsylvania.....	664	130,457	465	133,413	37	5,044	542	95,281	1,708	364,196
30 Rhode Island.....	249	19,468	56	20,486	305	39,954
31 South Carolina.....	177	9,052	44	6,200	1	50	222	15,303
32 Tennessee.....	92	15,099	3	117	95	15,215
33 Texas.....	230	7,688	34	5,031	15	2,227	279	14,947
34 Vermont.....	15	782	7	1,531	2	139	24	2,452
35 Virginia.....	997	27,429	79	6,442	8	835	1,084	34,706
36 Washington Territ'y	76	24,644	39	5,209	1	101	116	29,954
37 West Virginia.....	142	16,994	309	29,881	451	46,875
38 Wisconsin.....	277	56,521	122	22,463	2	101	401	79,085
Total.....	17,042	2,422,813	4,569	1,176,172	1,206	103,738	2,394	466,878	25,211	4,169,601
SUMMARY.										
Atlantic & Gulf Coasts.	14,762	1,967,023	2,162	615,040	658	58,963	764	159,041	18,346	2,800,067
Pacific Coast.....	807	148,712	308	107,040	87	14,595	1,202	270,348
Northern Lakes.....	1,473	307,078	896	203,298	548	44,775	170	42,226	3,087	597,377
Western Rivers.....	1,203	250,794	1,373	251,016	2,576	501,809
Total.....	17,042	2,422,813	4,569	1,176,172	1,206	103,738	2,394	466,878	25,211	4,169,601

Number and Tonnage of Vessels built in the United States during the Year ended June 30, 1879.

SUMMARY.										
Atlantic & Gulf Coasts.	405	63,589	138	34,507	20	2,229	29	4,150	592	104,476
Pacific Coast.....	33	2,105	29	8,772	3	330	65	11,207
Northern Lakes.....	30	1,173	44	11,542	16	1,840	5	579	95	15,135
Western Rivers.....	124	31,540	256	30,673	380	62,213
Total.....	468	66,867	335	86,361	36	4,069	293	35,732	1,132	193,031

RECEIPTS OF THE UNITED STATES FROM MARCH 4,
1789, TO JUNE 30, 1879.

YEARS.	Customs.	Internal Revenue.	Direct Tax.	Public Lands.
1789-1791.....	\$4,399,473 09
1792.....	3,443,070 85	\$208,942 81
1793.....	4,255,306 56	337,705 70
1794.....	4,801,065 28	274,089 62
1795.....	5,588,461 26	337,755 36
1796.....	6,567,987 94	475,289 60	\$4,836 13
1797.....	7,549,649 65	575,491 45	83,540 60
1798.....	7,106,061 93	644,357 95	11,963 11
1799.....	6,610,449 31	779,136 44
1800.....	9,080,932 73	809,396 55	\$734,223 97	443 75
1801.....	10,750,778 93	1,048,033 43	534,343 38	167,726 06
1802.....	12,438,235 74	621,898 89	206,565 44	188,628 02
1803.....	10,479,417 61	215,179 69	71,879 20	165,675 69
1804.....	11,098,565 33	50,941 29	50,198 44	487,526 79
1805.....	12,936,487 04	21,747 15	21,882 91	540,193 80
1806.....	14,667,698 17	20,101 45	55,763 86	765,245 73
1807.....	15,845,521 61	13,051 40	34,732 56	466,163 27
1808.....	16,363,550 58	8,190 23	19,159 21	647,939 06
1809.....	7,257,506 62	4,034 29	7,517 31	442,252 33
1810.....	8,583,309 31	7,430 63	12,448 68	696,548 82
1811.....	13,313,222 73	2,295 95	7,666 66	1,040,237 53
1812.....	8,958,777 53	4,903 06	859 22	710,427 78
1813.....	13,224,623 25	4,755 04	3,805 52	835,655 14
1814.....	5,998,772 08	1,662,984 82	2,219,497 36	1,135,971 09
1815.....	7,282,942 22	4,678,059 07	2,162,673 41	1,287,959 28
1816.....	36,306,874 88	5,124,708 31	4,253,635 09	1,717,985 03
1817.....	26,283,348 49	2,678,100 77	1,834,187 04	1,991,226 06
1818.....	17,176,385 00	955,270 20	264,333 36	2,606,564 77
1819.....	20,283,608 76	229,593 63	83,650 78	3,274,422 78
1820.....	15,005,612 15	106,260 53	31,586 82	1,635,871 61
1821.....	13,004,447 15	69,027 63	29,349 05	1,212,966 46
1822.....	17,589,761 94	67,665 71	20,961 56	1,803,581 54
1823.....	19,088,433 44	34,242 17	10,337 71	916,523 10
1824.....	17,878,325 71	34,663 37	6,201 96	984,418 15
1825.....	20,098,713 45	25,771 35	2,330 85	1,216,090 56
1826.....	23,341,331 77	21,589 93	6,638 76	1,393,785 09
1827.....	19,712,283 29	19,885 68	2,626 90	1,495,845 26
1828.....	23,205,523 64	17,451 54	2,218 81	1,018,308 75
1829.....	22,681,965 91	14,502 74	11,335 05	1,517,175 13
1830.....	21,922,391 39	12,160 62	16,980 59	2,329,356 14
1831.....	24,224,441 77	6,933 51	10,506 01	3,210,815 48
1832.....	28,465,237 24	11,630 65	6,791 13	2,623,381 03
1833.....	29,032,508 91	2,759 00	394 12	3,967,682 55
1834.....	16,214,957 15	4,196 09	19 80	4,857,600 69
1835.....	19,391,310 59	10,459 48	4,263 33	14,757,600 75
1836.....	23,409,940 53	370 00	728 79	24,877,179 86
1837.....	11,169,290 39	5,493 84	1,687 70	6,776,236 52
1838.....	16,158,800 36	2,467 27	3,730,945 66
1839.....	23,137,924 81	2,553 32	755 22	7,361,576 40
1840.....	13,499,502 17	1,682 25	3,411,818 63
1841.....	14,487,216 74	3,261 36	1,365,627 42
1842.....	18,187,908 76	495 00	1,335,797 52
1843.....	7,046,843 91	103 25	898,158 18
1844.....	26,183,570 94	1,777 34	2,059,939 80
1845.....	27,528,112 70	3,517 12	2,077,022 30
1846.....	26,712,667 87	2,897 26	2,694,452 48
1847.....	23,747,864 66	375 00	2,498,355 20
1848.....	31,757,070 96	375 00	3,328,642 56
1849.....	28,346,738 82	1,688,959 55
1850.....	39,668,686 42	1,859,894 25
1851.....	49,017,567 92	2,352,305 30
1852.....	47,339,326 62	2,043,239 58

RECEIPTS OF THE UNITED STATES FROM MARCH 4,
1789, TO JUNE 30, 1879.

YEARS.	Premiums.	Interest.	Dividends.	Miscellaneous Receipts.	Total Net Ordinary Receipts, excluding Loans.
1789-1791..				\$10,478 10	\$4,409,951 19
1792.....			\$8,028 00	9,918 65	3,669,960 31
1793.....			38,500 00	21,410 88	4,652,923 14
1794.....			303,472 00	53,277 97	5,431,904 87
1795.....		\$4,800 00	160,000 00	28,317 97	6,114,534 59
1796.....		42,800 00	160,000 00	1,169,415 98	8,377,529 65
1797.....			80,960 00	399,139 29	8,688,780 99
1798.....		78,675 00	79,920 00	58,192 81	7,900,495 80
1799.....			71,040 00	86,187 56	7,546,813 31
1800.....			71,040 00	152,712 10	10,848,749 10
1801.....		10,125 00	88,800 00	345,649 15	12,935,330 95
1802.....			39,960 00	1,500,505 86	14,995,793 95
1803.....				131,945 44	11,064,097 63
1804.....				139,075 53	11,826,307 38
1805.....				40,382 30	13,560,693 20
1806.....				51,121 86	15,559,931 07
1807.....				38,550 42	16,398,019 26
1808.....				21,822 85	17,060,661 93
1809.....				62,162 57	7,773,473 12
1810.....				84,476 84	9,384,214 28
1811.....				59,211 22	14,422,634 09
1812.....				126,165 17	9,801,132 76
1813.....		300 00		271,571 00	14,340,409 95
1814.....		85 79		164,399 81	11,181,625 16
1815.....	\$32,107 64	11,541 74		285,282 84	15,696,916 82
1816.....	686 09	68,665 16		273,782 35	47,676,985 66
1817.....		267,819 14	202,426 30	109,761 08	33,099,049 74
1818.....		412 62	525,000 00	57,617 71	21,585,171 04
1819.....			675,000 00	57,098 42	24,603,374 37
1820.....	40,000 00		1,000,000 00	61,338 44	17,840,669 55
1821.....			105,000 00	152,589 43	14,573,379 72
1822.....			297,500 00	452,957 19	20,232,427 94
1823.....			350,000 00	141,129 84	20,540,666 26
1824.....			350,000 00	127,603 60	19,381,212 79
1825.....			367,500 00	130,451 81	21,840,858 02
1826.....			402,500 00	94,588 66	25,260,434 21
1827.....			420,000 00	1,315,722 83	22,966,363 96
1828.....			455,000 00	65,126 49	24,763,629 23
1829.....			490,000 00	112,648 55	24,827,627 38
1830.....			490,000 00	73,227 77	24,844,116 51
1831.....			490,000 00	584,124 05	28,526,820 82
1832.....			490,000 00	270,410 61	31,867,450 66
1833.....			474,985 00	470,096 67	33,948,426 25
1834.....			234,349 50	480,812 32	21,791,935 55
1835.....			506,480 82	759,972 13	35,430,087 10
1836.....			292,674 67	2,245,902 23	50,826,796 08
1837.....				7,001,444 59	24,954,153 04
1838.....				6,410,348 45	26,302,561 74
1839.....				979,939 86	31,482,749 61
1840.....				2,567,112 28	19,480,115 33
1841.....				1,004,054 75	16,860,160 27
1842.....				451,995 97	19,976,197 25
1843.....	71,700 83			285,895 92	8,231,001 26
1844.....	666 60			1,075,419 70	29,320,707 78
1845.....				361,453 68	29,970,105 80
1846.....				289,950 13	29,699,967 74
1847.....	28,365 91			220,808 30	26,467,403 16
1848.....	37,080 00			612,610 69	35,698,699 21
1849.....	487,065 48			685,379 13	30,721,077 50
1850.....	10,550 00			2,064,308 21	43,592,888 88
1851.....	4,264 92			1,185,166 11	52,555,039 33
1852.....				464,249 40	49,846,815 60

RECEIPTS OF THE UNITED STATES FROM MARCH 4, 1789, TO JUNE
 30, 1879 — (Continued).

YEARS.	Customs.	Internal Revenue	Direct Tax.	Public Lands.
1858.....	\$58,931,865 52	\$1,667,084 99
1854.....	64,224,190 27	8,470,798 39
1855.....	53,025,794 21	11,497,049 07
1856.....	64,022,863 50	8,917,644 93
1857.....	63,875,905 05	3,829,486 64
1858.....	41,789,620 96	3,513,715 87
1859.....	49,565,824 38	1,756,687 30
1860.....	53,187,511 87	1,778,557 71
1861.....	39,582,125 64	870,658 54
1862.....	49,056,397 62	\$1,795,331 73	152,203 77
1863.....	69,059,642 40	\$37,640,787 95	1,485,103 61	167,617 17
1864.....	102,316,152 99	109,741,134 10	475,648 96	588,333 29
1865.....	84,928,260 60	209,464,215 25	1,200,573 03	996,553 31
1866.....	179,046,651 58	309,226,813 42	1,974,754 12	665,031 03
1867.....	176,417,810 88	266,027,537 43	4,200,233 70	1,163,575 76
1868.....	164,464,599 56	191,087,589 41	1,788,445 85	1,348,715 41
1869.....	180,048,426 63	158,356,460 86	765,685 61	4,020,344 34
1870.....	194,538,374 44	184,899,756 49	229,102 88	3,350,481 76
1871.....	206,270,408 05	143,098,153 63	580,355 37	2,388,646 68
1872.....	216,370,286 77	130,642,177 72	2,575,714 19
1873.....	188,089,522 70	113,729,314 14	315,254 51	2,882,312 38
1874.....	163,103,833 69	102,409,784 90	1,852,428 93
1875.....	157,167,722 35	110,007,493 58	1,413,640 17
1876.....	148,071,984 61	116,700,732 03	93,798 80	1,129,466 95
1877.....	130,956,493 07	118,630,407 83	976,253 68
1878.....	130,170,680 20	110,581,624 74	1,079,743 37
1879.....	137,250,047 70	113,561,610 58	924,781 06
Total.....	\$4,252,441,362 80	\$2,548,083,606 85	\$27,648,725 73	\$204,547,812 81

 EXPENDITURES OF THE UNITED STATES FROM MARCH
 4, 1789, TO JUNE 30, 1879.

YEARS.	Civil and Miscellaneous.	War.	Navy.	Indians.
1789-1791.....	\$1,083,971 61	\$632,804 03	\$27,000 00
1792.....	4,672,664 38	1,100,702 09	13,648 85
1793.....	511,451 01	1,130,249 08	27,283 83
1794.....	750,350 74	2,639,097 59	\$61,408 97	13,042 46
1795.....	1,378,920 66	2,480,910 13	410,562 03	23,475 68
1796.....	801,847 58	1,260,263 84	274,784 04	113,563 98
1797.....	1,259,422 62	1,039,402 46	382,631 89	62,396 58
1798.....	1,139,524 94	2,009,522 30	1,381,347 76	16,470 09
1799.....	1,039,391 68	2,466,946 98	2,858,081 84	20,302 19
1800.....	1,337,613 22	2,560,878 77	3,448,716 03	31 22
1801.....	1,114,768 45	1,672,944 08	2,111,424 00	9,000 00
1802.....	1,462,929 40	1,179,148 25	915,561 87	94,000 00
1803.....	1,842,635 76	822,055 85	1,215,230 53	60,000 00
1804.....	2,191,009 43	875,423 93	1,189,832 75	116,500 00
1805.....	3,768,598 75	712,781 28	1,597,500 00	196,500 00
1806.....	2,890,137 01	1,224,355 38	1,649,641 44	234,200 00
1807.....	1,697,897 51	1,288,685 91	1,722,064 47	205,425 00
1808.....	1,423,285 61	2,900,834 40	1,884,067 80	213,575 00
1809.....	1,215,803 79	3,345,772 17	2,427,758 80	337,503 84
1810.....	1,101,144 98	2,294,323 94	1,654,244 20	177,625 00
1811.....	1,367,291 40	2,032,828 19	1,965,566 39	151,875 00
1812.....	1,683,088 21	11,817,798 24	3,959,365 15	277,845 00

RECEIPTS OF THE UNITED STATES FROM MARCH 4, 1789, TO JUNE 30, 1879—(Continued).

YEARS.	Premiums.	Interest.	Dividends.	Miscellaneous Receipts.	Total Net Ordinary Receipts, excluding Loans.
1853.....	\$22 50	\$988,081 17	\$61,587,031 68
1854.....	1,105,352 74	73,800,341 40
1855.....	827,731 40	65,350,574 68
1856.....	1,116,190 81	74,056,699 24
1857.....	1,259,920 88	68,965,312 57
1858.....	1,352,029 13	46,655,365 96
1859.....	709,357 72	1,454,596 24	52,777,107 92
1860.....	10,008 00	1,088,530 25	56,054,599 83
1861.....	33,630 90	1,023,515 31	41,476,299 49
1862.....	68,400 00	915,327 97	51,919,261 09
1863.....	602,345 44	3,741,794 38	112,094,945 51
1864.....	21,174,101 01	30,291,701 86	243,412,971 20
1865.....	11,683,446 89	25,441,556 00	322,031,158 19
1866.....	38,083,055 68	29,036,314 23	519,949,564 38
1867.....	27,787,330 35	15,037,522 15	462,846,679 92
1868.....	29,203,629 50	17,745,403 59	376,434,453 82
1869.....	13,755,491 12	13,997,338 65	357,188,256 09
1870.....	15,295,643 76	12,942,118 30	395,959,833 87
1871.....	8,892,839 95	22,093,541 21	374,431,104 94
1872.....	9,412,637 65	15,106,051 23	364,694,229 91
1873.....	11,560,530 89	17,161,270 05	322,177,673 78
1874.....	5,037,665 22	32,575,043 32	299,941,090 84
1875.....	3,979,279 69	15,431,915 31	284,020,771 41
1876.....	4,029,280 58	24,070,602 31	290,066,584 70
1877.....	405,776 58	18,031,655 46	269,000,586 62
1878.....	317,102 30	15,614,728 09	257,763,878 70
1879.....	1,505,047 63	20,585,697 49	273,827,184 46
Total...	204,259,110 83	\$485,224 45	\$9,720,136 29	380,044,003 05	\$7,423,713,573 04

NOTE.—The receipts for 1843 are for the half year from January 1st to June 30th, 1843. After this date, the fiscal year was changed so as to run from July 1st to June 30th.

EXPENDITURES OF THE UNITED STATES FROM MARCH 4, 1789, TO JUNE 30, 1879.

YEARS.	Pensions.	Premiums.	Interest.	Total Net Ordinary Expenditures, excluding Interest.
1789-1791.....	\$175,813 88	\$1,177,863 03	\$1,919,589 52
1792.....	109,243 15	2,373,611 28	5,896,258 47
1793.....	80,087 81	2,097,859 17	1,749,070 73
1794.....	81,399 24	2,752,523 04	3,545,299 00
1795.....	68,673 22	2,947,059 06	4,362,541 72
1796.....	100,843 71	3,239,347 68	2,551,303 15
1797.....	92,256 97	3,172,516 73	2,836,110 52
1798.....	104,845 33	2,955,875 90	4,651,710 42
1799.....	95,444 03	2,815,651 41	6,480,166 72
1800.....	64,130 73	3,402,601 04	7,411,369 97
1801.....	73,533 37	4,411,830 06	4,981,669 90
1802.....	85,440 39	4,239,172 16	3,737,079 91
1803.....	62,902 10	3,949,462 36	4,002,824 24
1804.....	80,092 80	4,185,048 74	4,452,858 91
1805.....	81,854 59	2,657,114 22	6,357,234 62
1806.....	81,875 53	3,368,968 26	6,080,209 36
1807.....	70,500 00	3,369,578 48	4,984,572 89
1808.....	82,576 04	2,557,074 23	6,504,338 85
1809.....	87,833 54	2,866,074 90	7,414,672 14
1810.....	83,744 16	3,163,671 09	5,311,082 28
1811.....	75,043 88	2,585,435 57	5,592,604 86
1812.....	91,402 10	2,451,272 57	17,829,498 70

EXPENDITURES OF THE UNITED STATES FROM MARCH 4, 1789, TO
JUNE 30, 1879—(Continued).

YEARS.	Civil and Miscellaneous.	War.	Navy.	Indians.
1813.....	\$1,729,435 61	\$19,652,013 02	\$6,446,600 10	\$167,358 28
1814.....	2,208,029 70	20,350,806 86	7,311,290 60	167,394 86
1815.....	2,898,870 47	14,794,294 22	8,660,000 25	530,750 00
1816.....	2,989,741 17	16,012,096 80	3,908,278 30	274,512 16
1817.....	3,518,936 76	8,004,236 53	3,314,598 49	319,463 71
1818.....	3,835,839 51	5,622,715 10	2,953,695 00	505,704 27
1819.....	3,067,211 41	6,506,300 37	3,847,640 42	463,181 39
1820.....	2,592,021 94	2,630,392 31	4,387,990 00	315,750 01
1821.....	2,223,121 54	4,461,291 78	3,319,243 06	477,005 44
1822.....	1,967,996 24	3,111,981 48	2,224,458 98	575,007 41
1823.....	2,022,093 99	3,096,924 43	2,503,765 83	380,781 82
1824.....	7,155,308 81	3,340,939 85	2,904,581 56	429,987 90
1825.....	2,748,544 89	3,659,914 18	3,049,083 86	724,106 44
1826.....	2,600,177 79	3,943,194 37	4,218,902 45	743,447 83
1827.....	2,713,476 58	3,948,977 88	4,263,877 45	750,624 88
1828.....	3,676,052 64	4,145,544 56	3,918,786 44	705,084 24
1829.....	3,082,234 65	4,724,291 07	3,308,745 47	576,344 74
1830.....	3,237,416 04	4,767,128 88	3,239,428 63	622,262 47
1831.....	3,064,646 10	4,841,835 55	3,856,183 07	930,738 04
1832.....	4,577,141 45	5,446,034 88	3,956,370 29	1,352,419 75
1833.....	5,716,245 93	6,704,019 10	3,901,356 75	1,802,980 93
1834.....	4,404,728 95	5,696,189 38	3,956,260 42	1,003,953 20
1835.....	4,229,698 53	5,759,156 89	3,864,939 06	1,706,444 48
1836.....	5,393,279 72	11,747,345 25	5,807,718 23	5,037,022 88
1837.....	9,893,370 27	13,682,730 80	6,646,914 53	4,348,036 19
1838.....	7,160,664 76	12,897,224 16	6,131,580 53	5,504,191 34
1839.....	5,725,990 89	8,916,995 80	6,182,294 25	2,528,917 28
1840.....	5,995,398 96	7,095,267 23	6,113,896 89	2,331,794 86
1841.....	6,490,881 45	8,801,610 24	6,001,076 97	2,514,837 12
1842.....	6,775,624 61	6,610,438 02	8,397,242 95	1,199,099 68
1843.....	3,202,713 00	2,908,671 95	3,727,711 53	578,371 00
1844.....	5,645,183 86	5,218,183 66	6,498,199 11	1,256,532 39
1845.....	5,911,760 98	5,746,291 28	6,297,177 89	1,539,351 35
1846.....	6,711,283 89	10,413,370 58	6,455,013 92	1,027,693 64
1847.....	6,885,608 35	35,840,030 33	7,900,635 76	1,430,411 30
1848.....	5,650,851 25	27,688,334 21	9,408,476 02	1,252,296 81
1849.....	12,885,334 24	14,558,473 26	9,786,705 92	1,374,161 55
1850.....	16,043,763 36	9,687,024 58	7,904,724 66	1,663,591 47
1851.....	17,888,992 18	12,161,965 11	8,880,581 38	2,829,801 77
1852.....	17,504,171 45	8,521,506 19	8,918,842 10	3,043,576 04
1853.....	17,463,068 01	9,910,498 49	11,067,789 53	3,880,494 12
1854.....	26,672,144 68	11,722,282 87	10,790,096 32	1,550,339 55
1855.....	24,090,425 43	14,648,074 07	13,327,095 11	2,772,990 78
1856.....	31,794,038 87	16,963,160 51	14,074,834 64	2,644,263 97
1857.....	28,565,498 77	19,159,150 87	12,651,694 61	4,354,418 87
1858.....	26,400,016 42	25,679,121 63	14,053,264 64	4,978,266 18
1859.....	23,797,544 40	23,154,720 53	14,690,927 90	3,490,534 53
1860.....	27,977,978 30	16,472,202 72	11,514,649 83	2,991,121 54
1861.....	23,327,287 69	23,001,530 67	12,387,156 52	2,865,481 17
1862.....	21,385,862 59	389,173,562 29	42,640,353 09	2,327,948 37
1863.....	23,198,382 37	603,314,411 82	63,261,235 31	3,152,032 70
1864.....	27,572,216 87	690,391,048 66	85,704,963 74	2,629,975 97
1865.....	42,989,383 10	1,030,690,400 06	122,617,434 07	5,059,360 71
1866.....	40,613,114 17	283,154,676 06	43,285,662 00	3,295,729 32
1867.....	51,110,223 72	95,224,415 63	31,034,011 04	4,642,531 77
1868.....	53,009,867 67	123,246,648 62	25,775,502 72	4,100,682 32
1869.....	56,474,061 53	78,501,990 61	20,000,757 97	7,042,923 06
1870.....	53,237,461 56	57,655,675 40	21,780,229 87	3,407,938 15
1871.....	60,481,916 23	35,799,991 82	19,431,027 21	7,426,997 44
1872.....	60,984,757 42	35,372,157 20	21,249,809 99	7,061,728 82
1873.....	73,328,110 06	46,323,138 31	23,526,256 79	7,951,704 88
1874.....	*85,141,593 61	42,313,927 22	30,932,587 42	6,692,462 09
1875.....	71,070,702 98	41,120,645 98	21,497,626 27	8,384,656 82
1876.....	73,599,661 04	38,070,888 64	18,963,309 82	5,966,558 17
1877.....	56,252,066 60	37,082,735 90	14,959,935 36	5,277,007 22
1878.....	53,177,703 57	32,154,147 85	17,365,301 37	4,629,280 28
1879.....	65,741,555 49	40,425,660 73	15,125,126 84	5,206,109 08
Total.....	\$1,457,933,005 33	\$4,275,552,116 26	\$999,271,288 23	\$181,213,078 13

* In this amount is included \$15,500,000 invested under Geneva award.

EXPENDITURES OF THE UNITED STATES FROM MARCH 4, 1789, TO
JUNE 30, 1879—(Continued).

YEARS.	Pensions.	Premiums.	Interest.	Total Net Ordinary Expenditures, excluding Interest.
1813.....	\$86,989 91	\$3,599,455 22	\$28,082,396 92
1814.....	90,164 36	4,593,239 04	30,127,686 38
1815.....	69,656 06	5,990,090 24	26,953,571 00
1816.....	188,804 15	7,822,923 34	23,373,432 58
1817.....	297,374 43	4,536,282 55	15,454,609 92
1818.....	890,719 90	6,209,954 03	13,808,673 78
1819.....	2,415,939 85	5,211,730 56	16,300,273 44
1820.....	3,208,376 31	5,151,004 32	13,134,530 57
1821.....	242,817 25	5,126,073 79	10,723,479 07
1822.....	1,948,199 40	5,172,788 79	9,827,643 51
1823.....	1,780,588 52	4,922,475 40	9,784,154 59
1824.....	1,499,326 59	4,943,557 93	15,330,144 71
1825.....	1,308,810 57	4,366,757 40	11,490,459 94
1826.....	1,556,593 83	3,975,542 95	13,062,316 27
1827.....	976,138 86	3,486,071 51	12,653,095 65
1828.....	850,573 57	3,098,800 60	13,296,041 45
1829.....	949,594 47	2,542,843 23	12,641,210 40
1830.....	1,363,297 31	1,912,574 93	13,229,533 33
1831.....	1,170,665 14	1,373,748 74	13,864,067 90
1832.....	1,184,422 40	772,561 50	16,516,388 77
1833.....	4,589,152 40	303,796 87	22,713,755 11
1834.....	3,364,285 30	202,152 98	18,425,417 25
1835.....	1,954,711 32	57,863 08	17,514,950 28
1836.....	2,882,797 96	30,868,164 04
1837.....	2,672,162 45	37,243,214 24
1838.....	2,156,057 29	14,996 48	33,849,718 08
1839.....	3,142,750 51	399,833 89	26,496,948 73
1840.....	2,603,562 17	174,598 08	24,139,920 11
1841.....	2,388,434 51	284,977 55	26,196,840 29
1842.....	1,378,931 33	773,549 85	24,361,336 59
1843.....	839,041 12	523,583 91	11,256,508 60
1844.....	2,032,008 99	1,833,452 13	20,650,108 01
1845.....	2,400,788 11	\$18,231 43	1,040,458 18	21,895,369 61
1846.....	1,811,097 56	842,723 27	26,418,459 59
1847.....	1,744,883 63	1,119,214 72	53,801,569 37
1848.....	1,227,496 48	2,390,765 88	45,227,454 77
1849.....	1,328,867 64	82,865 81	3,565,535 78	39,933,542 61
1850.....	1,866,886 02	3,782,393 03	37,165,990 09
1851.....	2,293,377 22	69,713 19	3,696,760 75	44,054,717 66
1852.....	2,401,858 78	170,063 42	4,000,297 80	40,389,954 56
1853.....	1,756,306 20	420,498 64	3,665,832 74	44,078,156 35
1854.....	1,232,665 00	2,877,818 69	3,070,926 69	51,967,528 42
1855.....	1,477,612 33	872,047 39	2,314,464 99	56,316,197 72
1856.....	1,296,229 65	385,372 90	1,953,822 37	66,772,527 64
1857.....	1,310,380 58	363,572 39	1,593,265 23	66,041,143 70
1858.....	1,219,768 30	574,443 08	1,652,055 67	72,330,437 17
1859.....	1,222,222 71	2,637,649 70	66,355,950 07
1860.....	1,100,802 32	3,144,120 94	60,056,754 71
1861.....	1,034,599 73	4,034,157 30	62,616,055 78
1862.....	852,170 47	13,190,344 84	456,379,896 81
1863.....	1,073,513 36	24,729,700 62	694,004,575 56
1864.....	4,985,473 90	53,685,421 69	811,283,679 14
1865.....	16,347,621 34	1,717,900 11	77,395,090 30	1,217,704,199 28
1866.....	15,605,549 88	58,476 51	133,067,724 91	385,954,731 43
1867.....	20,936,551 71	10,813,349 38	143,781,591 91	202,947,733 87
1868.....	23,782,386 78	7,001,151 04	140,424,045 71	229,915,088 11
1869.....	28,476,621 78	1,674,680 05	130,694,242 80	190,496,354 95
1870.....	28,340,202 17	15,996,555 60	129,235,498 00	164,421,507 15
1871.....	34,443,894 88	9,016,794 74	125,576,565 93	157,583,827 58
1872.....	28,533,402 76	6,958,266 76	117,357,839 72	153,201,856 19
1873.....	29,359,426 86	5,105,919 99	104,750,688 44	180,488,636 90
1874.....	29,038,414 66	1,395,073 55	107,119,815 21	194,118,985 00
1875.....	29,456,216 22	103,093,544 57	171,529,848 27
1876.....	28,257,395 69	100,243,271 23	164,857,813 36
1877.....	27,963,752 27	97,124,511 58	141,535,497 35
1878.....	27,137,019 03	102,500,874 65	134,463,452 15
1879.....	35,121,482 39	105,327,949 00	161,619,934 53
Total.....	\$490,464,161 13	\$65,572,794 67	\$2,009,872,846 50	\$7,404,433,652 08

SUMMARY OF INTERNAL REVENUE RECEIPTS, FROM ALL SOURCES, FOR SEVENTEEN YEARS, 1863-1879.

[From the Annual Reports of the Commissioner of Internal Revenue.]

	Spirits.	Tobacco.	Fermented liquors.	Banks and Bankers.	Penalties, etc.	Adhesive stamps.	Articles and occupations formerly taxed, but now exempt.
	\$	\$	\$	\$	\$	\$	\$
1863....	5,176,530	3,097,620	1,628,934	27,170	4,140,175	26,932,763
1864....	30,329,150	8,592,099	2,290,009	2,837,720	193,600	5,894,945	67,008,225
1865....	18,731,422	11,401,373	3,734,928	4,940,871	520,363	11,162,392	160,638,180
1866....	33,268,172	16,531,008	5,220,553	3,463,988	1,142,853	15,044,373	236,236,037
1867....	33,542,952	19,765,148	6,057,501	2,046,562	1,459,171	16,094,718	186,954,423
1868....	18,655,531	18,730,095	5,955,869	1,866,746	1,256,882	14,852,252	129,863,090
1869....	45,071,231	23,430,708	6,099,880	2,196,054	877,089	16,420,710	65,943,673
1870....	55,606,094	31,350,708	6,319,127	3,020,084	827,905	16,544,043	71,567,908
1871....	46,281,848	33,578,907	7,389,502	3,644,242	636,980	15,342,739	97,136,958
1872....	49,475,516	33,736,171	8,258,498	4,628,229	442,205	16,177,321	19,053,007
1873....	52,099,372	34,386,303	9,324,938	3,771,031	461,653	7,702,317	6,329,782
1874....	49,444,090	33,242,876	9,304,680	3,387,161	364,216	6,136,845	764,880
1875....	52,081,991	37,303,462	9,144,004	4,097,218	281,108	6,557,230	1,080,111
1876....	56,426,365	39,795,340	9,571,281	4,006,698	409,284	6,518,488	509,631
1877....	57,469,430	41,106,547	9,480,789	3,829,729	419,999	6,450,429	238,261
1878....	50,420,816	40,091,755	9,937,052	3,492,032	346,008	6,380,405	429,659
1879....	52,570,285	40,135,003	10,729,320	3,198,884	578,591	6,237,538
Total in 17 years	706,650,795	466,275,123	120,446,865	54,427,279	10,245,077	177,656,980	1,010,686,588

The total cost of collecting internal revenue in the United States for the fiscal year ended June 30, 1879, was as follows:

For salaries and expenses of collectors, including pay of deputy collectors, clerks, etc.....	\$1,822,900 00
For salaries and expenses of revenue agents, surveyors of distilleries, gaugers, and storekeepers.....	1,650,000 00
For dies, paper, and stamps.....	381,500 00
For salaries of officers, clerks, and employees in the office of the Commissioner of Internal Revenue.....	253,330 00
For expenses of detecting and punishing violations of Internal Revenue Law.....	100,000 00
Total cost ..	\$4,206,830 00
Total collections (not including commissions on sale of stamps).....	\$113,443,621 38
Cost per cent.....	3.7%

REFUNDING THE DEBT.

THE great rapidity with which the public debt of the United States has been refunded at 4 per cent interest is the most remarkable financial fact of the day. The advantage to the country of placing the debt at 4 per cent instead of 6 per cent involves far more than the saving of interest to the taxpayers, which alone amounts to 33 per cent, or about thirty million dollars per annum, provided the whole public debt should be successfully converted. The saving in interest reduces correspondingly the annual expenditure of the Government, leaving that amount of money in the hands of the people for investment and use. But the other great advantage of refunding is that nearly the whole debt will be changed from securities held abroad to a loan held and owned by the people of the United States. The calling in of the 6 per cent bonds, the high rate of interest on which, and the security, caused them to be sought for in Europe, saves the annual drain of specie to pay the interest. This has already reversed the balance of exchanges in the precious metals, the United States becoming an importer of gold and silver, instead of an exporter. The interest on the debt stays at home, fructifying all the channels of our national commerce and industry. The Treasury Department, instead of sending its officers to London with safes full of United States bonds to be sold abroad, has its hands full in supplying the wants of our own citizens for 4 per cent bonds. Now that the rate of interest is so reduced, foreign investors prefer European securities, British 3 per cent consols, which can always be bought below par, or French *rentes*, which draw 5 per cent interest, while none of our bonds are sold under par. It is now in order for France to refund her national debt, more than six milliards (over \$1,200,000,000) of which was placed in 1871-2 at 82½ and 84½, thus actually costing the French Government in interest a fraction over 6 per cent, instead of 5 per cent, which it nominally draws.

AGGREGATE RECEIPTS FROM INTERNAL REVENUE (BY STATES) FOR SIX YEARS, 1874-1879.

[From the Annual Reports of Commissioner of Internal Revenue.]

FISCAL YEARS ENDED JUNE 30.

STATES AND TERRITORIES.	1874.	1875.	1876.	1877.	1878.	1879.
	\$	\$	\$	\$	\$	\$
1 Alabama...	135,793	115,689	109,341	108,010	137,970	92,533
2 Arizona....	10,043	10,263	11,976	15,520	20,371	24,471
3 Arkansas...	68,877	75,377	68,201	85,850	115,736	115,183
4 California..	2,481,841	2,988,033	3,095,040	2,749,594	2,146,790	2,210,735
5 Colorado...	64,855	70,532	72,669	75,775	83,508	114,936
6 Connecticut	580,379	627,718	658,115	651,420	580,336	516,281
7 Dakota.....	11,944	10,040	12,156	22,396	29,954	33,693
8 Delaware...	357,654	360,331	417,593	470,175	480,937	378,632
9 Dist. of Col.	115,574	112,227	114,599	26,018	*	*
10 Florida.....	133,675	184,778	174,258	165,891	183,823	200,425
11 Georgia....	384,623	388,227	362,726	278,279	333,520	318,736
12 Idaho	18,832	19,136	16,994	16,562	19,778	21,884
13 Illinois.....	15,419,721	17,634,627	23,730,694	21,870,203	19,668,791	19,442,583
14 Indiana....	4,823,496	4,653,789	5,579,126	6,037,220	5,710,838	5,842,138
15 Iowa... ..	933,261	1,040,218	1,212,618	1,810,400	958,851	833,837
16 Kansas.....	149,758	133,686	150,604	139,763	153,358	176,936
17 Kentucky...	6,950,279	9,025,588	7,705,593	9,534,425	6,880,614	7,653,862
18 Louisiana...	982,465	606,264	529,788	626,440	850,641	585,889
19 Maine.....	123,089	107,473	90,656	79,621	70,696	75,531
20 Maryland..	2,351,107	2,760,737	2,577,579	2,705,246	2,320,795	2,262,452
21 Massachu'ts	2,792,303	2,708,014	2,752,216	2,668,727	2,424,364	2,434,104
22 Michigan...	1,788,080	1,931,285	2,066,164	1,821,882	1,602,803	1,653,777
23 Minnesota...	227,356	228,862	248,776	239,462	275,003	305,584
24 Mississippi.	107,619	96,968	85,165	78,683	86,824	87,272
25 Missouri...	4,325,486	4,594,875	2,981,942	4,460,063	5,071,233	5,026,143
26 Montana... ..	29,028	23,666	20,983	20,730	27,104	30,085
27 Nebraska...	276,387	292,472	502,398	602,743	699,821	875,906
28 Nevada....	52,549	58,803	67,923	58,312	59,017	60,622
29 N. Hamp's'e	248,679	299,390	260,261	234,999	228,188	222,899
30 New Jersey	1,725,627	2,363,469	3,779,940	4,987,961	5,095,325	4,569,364
31 N. Mexico..	18,418	22,066	22,162	17,711	19,325	18,576
32 New York..	15,182,363	15,238,882	14,616,724	14,452,179	14,951,520	15,419,444
33 N. Carolina.	1,485,731	1,630,424	1,671,138	1,775,848	1,818,460	2,411,917
34 Ohio.....	14,985,411	14,662,720	16,587,909	15,474,690	14,770,506	15,889,512
35 Oregon....	46,773	47,930	49,573	53,100	60,683	68,471
36 Pennsylv'a.	6,373,672	6,157,960	5,973,432	6,279,046	5,917,422	5,849,180
37 Rhode Isl'd	233,165	231,978	222,673	233,165	246,760	230,583
38 S. Carolina.	108,581	122,278	105,804	105,633	119,242	105,229
39 Tennessee..	664,717	861,645	596,714	897,182	844,485	907,425
40 Texas.....	272,638	258,297	245,709	237,949	265,932	250,649
41 Utah.....	41,684	31,890	33,332	28,438	43,936	47,413
42 Vermont...	56,317	58,582	47,125	50,093	44,339	50,159
43 Virginia...	6,308,665	7,660,921	7,314,394	7,932,221	6,501,730	6,424,488
44 Washingt'n	17,999	21,147	20,411	21,373	23,011	30,277
45 W. Virginia.	516,119	508,868	430,978	461,031	326,472	322,620
46 Wisconsin..	2,369,564	2,722,077	3,308,770	2,867,440	2,431,301	2,621,729
47 Wyoming..	11,233	11,942	15,063	15,204	15,207	14,197
Aggregate receipts each year..	96,368,422	103,771,723	110,718,683	112,544,657	104,717,320	106,933,367
Adhesive stamps.....	6,136,845	6,557,230	6,518,488	6,450,429	6,380,405	6,237,539
Salaries	139,472	233	588	98		
Collections under Act of May 8, 1872..	216,027		
Aggregate receipts from all sources..	102,644,749	110,546,876	117,237,770	118,995,184	111,097,725	113,170,906

* The District of Columbia, since 1877, forms part of the 3d Maryland district.

UNITED STATES INTERNAL REVENUE TAXES.

[From the Revised Statutes of the United States as amended in 1879.]

Ale, per bbl. of 31 gallons.....	\$1 00
Banks and bankers, on average amount of deposits, each month..... $\frac{1}{24}$ of 1 per et.	
Banks, savings, and savings institutions, having no capital stock and making no profit on deposits, are exempt from tax on so much of their deposits as is invested in United States securities, and on all sums not exceeding \$2,000 in the name of one person.	
Banks and bankers, on capital, beyond the average amount invested in United States bonds, each month..... $\frac{1}{24}$ of 1 per et.	
Banks and bankers, on average amount of circulation, each month... $\frac{1}{12}$ of 1 per et.	
Banks, on average amount of circulation, beyond 90 per cent. of the capital, an additional tax each month..... $\frac{1}{8}$ of 1 per et.	
Banks, persons, firms, associations, etc., on amount of notes of any person, firm, association (other than a national banking association), corporation, State bank, or State banking association, town, city, or municipal corporation, used and paid out as circulation.....	10 per et.
Banks, persons, firms, associations (other than national bank associations), and every corporation, State bank, or State banking association, on the amount of their own notes used for circulation and paid out by them..	10 per et.
Beer, per bbl. of 31 gallons.....	\$1 00
Brandy, per gallon.....	90
Brewers, manufacturing 500 bbls. or more, annually.....	100 00
— manufacturing less than 500 bbls. annually.....	50 00
Cigars, manufacturers of, special tax.....	10 00
Cigars of all descriptions, made of tobacco or any substitute, per 1,000.....	6 00
Cigarettes, not weighing more than 3 lbs. per 1,000, per 1,000.....	1 75
Cigarettes, weight exceeding 3 lbs. per 1,000, per 1,000.....	6 00
Cigars or cigarettes, imported in addition to import duty to pay same as above.	
Liquors, fermented, per bbl.....	1 00
Liquors, distilled, per gallon.....	90
Liquor dealers (wholesale), special tax.....	100 00
Malt liquor dealers (wholesale).....	50 00
Liquor dealers (retail), special tax.....	25 00
Malt liquor dealers (retail).....	20 00
Manufacturers of stills.....	50 00
Manufacturers of stills, for each still or worm made.....	20 00
Rectifiers, special tax.....	200 00
Snuff, or snuff flour, manufactured of tobacco, or any substitute, per lb....	16
Spirits distilled, per proof gallon.....	90
Stamps, for distilled spirits for export, wholesale liquor dealers, special bonded warehouse, distillery warehouse, and rectified spirits..... each	10
Tobacco, all kinds, per lb.....	16
Tobacco, dealers in.....	5 00
Tobacco, manufacturers of.....	10 00
Tobacco, dealers in leaf, wholesale... ..	25 00
Tobacco, dealers in leaf, retail.....	500 00
Tobacco, dealers in leaf, for sales in excess of \$1,000, per dollar of excess....	50
Tobacco pedlars, travelling with more than two horses, mules, etc.....	50 00
Tobacco pedlars, travelling with two horses, mules, or other animals.....	25 00
Tobacco pedlars, travelling with one horse, mule, or other animal.....	15 00
Tobacco pedlars, travelling on foot, or by public conveyance.....	10 00
Tobacco, snuff, and cigars, for export, stamps for, each.....	10
Whiskey, per proof gallon.....	90

Wines and champagne (imitation), not made from grapes grown in the United States, and liquors not made from grapes, currants, rhubarb, or berries, grown in the United States, but rectified or mixed with distilled spirits, or by infusion of any matter in spirits, to be sold as wine or substitute for it, per dozen bottles of more than a pint and not more than a quart.....	\$2 40
Imitation wines, containing not more than one pint, per dozen bottles....	1 20

STAMP TAXES.

Bank check, draft, or order for the payment of any sum of money whatsoever, drawn upon any bank, banker, or trust company.....	2 cents.
Playing cards, each pack..	5 cents.

MEDICINES, PREPARATIONS, COSMETICS, ETC.

Every packet, box, bottle, pot, vial, or other inclosure, containing any pills, powders, tinctures, troches, or lozenges, syrups, cordials, bitters, anodynes, tonics, plasters, liniments, salves, ointments, pastes, drops, waters, essences, spirits, oils, or other preparations or compositions whatsoever, made and sold, or removed for consumption and sale, by any person or persons whatever, wherein the person making or preparing the same has, or claims to have, any private formula or occult secret or art for the making or preparing the same, or has, or claims to have, any exclusive right or title to the making or preparing the same, or which are prepared, uttered, vended or exposed for sale under any letters-patent, or held out or recommended to the public by the makers, venders, or proprietors thereof as proprietary medicines, or as remedies or specifics, and for every packet, box, bottle, pot, vial, or other inclosure, containing any essence, extract, toilet water, cosmetic, hair oil, pomade, hair dressing, hair restorative, hair dye, tooth wash, dentifrice, tooth paste, aromatic cachous, or any similar articles, by whatsoever name the same have been, now are, or may hereafter be called, known, or distinguished, used or applied, or to be used or applied as perfumes or applications to the hair, mouth, or skin, made, prepared, and sold or removed for consumption and sale in the United States as follows ; where such packet, box, bottle, vial, or other inclosure, with its contents, shall not exceed, at the retail price or value, the sum of twenty-five cents.....

.....	1 cent.
Exceeding twenty-five, and not exceeding fifty cents.....	2 cents.
Exceeding fifty, and not exceeding seventy-five cents.....	3 cents.
Exceeding seventy-five cents, and not exceeding one dollar.....	4 cents.
Exceeding one dollar, for every additional fifty cents or fractional part thereof, an additional.....	2 cents.

MATCHES, WAX TAPERS, AND CIGAR LIGHTS.

Friction matches, or lucifer matches, or other articles made in part of wood, and used for like purposes, in parcels or packages containing 100 matches or less, for each parcel or package.....	1 cent.
Packages containing more than 100, and not more than 200 matches.....	2 cents.
And for every additional 100 matches, or fractional parts thereof....	1 cent.
Wax tapers, double the rates upon friction or lucifer matches.	
Cigar lights, made in part of wood, wax, glass, paper, or other materials, in parcels or packages containing 25 lights or less in each parcel or package.....	1 cent.
Parcels or packages containing more than 25, and not more than 50 lights....	2 cents.
For every additional 25 lights or fractional part of that number, one cent additional.....	1 cent.

**SPECIE VALUE OF IMPORTS AND EXPORTS OF THE
UNITED STATES, FROM SEPT. 30, 1789, TO JUNE 30, 1879.**

[From the Annual Reports on Commerce and Navigation.]

FISCAL YEAR.	IMPORTS.			FOREIGN EXPORTS.		
	Merchan- dise.	Coin and bullion.	Total.	Merchan- dise.	Coin and bullion.	Total.
	Dollars.	Dollars.	Dollars.	Dollars.	Dollars.	Dollars.
1790.....			23,000,000			539,156
1791.....			29,200,000			512,041
1792.....			31,500,000			1,753,098
1793.....			31,100,000			2,109,572
1794.....			34,600,000			6,526,233
1795.....			69,756,268			8,489,472
1796.....			81,436,164			26,300,000
1797.....			75,379,406			27,000,000
1798.....			68,551,700			33,000,000
1799.....			79,069,148			45,523,000
1800.....			91,252,768			39,130,877
1801.....			111,363,511			46,642,721
1802.....			76,333,333			35,774,971
1803.....			64,666,666			13,594,072
1804.....			85,000,000			36,231,597
1805.....			120,600,000			53,179,019
1806.....			129,410,000			60,283,236
1807.....			138,500,000			59,643,558
1808.....			56,990,000			12,997,414
1809.....			59,400,000			20,797,531
1810.....			85,400,000			24,391,295
1811.....			53,400,000			16,022,790
1812.....			77,030,000			8,495,127
1813.....			22,005,000			2,847,845
1814.....			12,965,000			145,169
1815.....			113,041,274			6,583,350
1816.....			147,103,000			17,138,556
1817.....			99,250,000			19,358,069
1818.....			121,750,000			19,426,696
1819.....			87,125,000			19,165,683
1820.....			74,450,000			18,008,029
1821.....	54,520,835	8,064,890	62,585,724	10,824,429	10,478,059	21,302,488
1822.....	79,871,695	3,369,846	83,241,541	11,476,022	10,810,180	22,286,202
1823.....	72,481,371	5,097,896	77,579,267	21,170,635	6,372,987	27,543,622
1824.....	92,170,037	8,378,970	80,549,007	18,322,605	7,014,552	25,337,157
1825.....	90,189,310	6,150,765	96,340,075	23,793,588	8,797,055	32,590,643
1826.....	78,093,511	6,880,966	84,974,477	20,440,934	4,098,678	24,539,612
1827.....	71,332,938	8,151,130	79,484,068	16,431,830	6,971,306	23,403,136
1828.....	81,020,083	7,489,741	88,509,824	14,044,578	7,550,439	21,595,017
1829.....	67,088,915	7,403,612	74,492,527	12,347,344	4,311,134	16,658,478
1830.....	62,720,956	8,155,964	70,876,920	13,145,857	1,241,622	14,387,479
1831.....	95,885,179	7,305,945	103,191,124	13,077,069	6,956,457	20,033,526
1832.....	95,121,762	5,907,504	101,029,266	19,794,074	4,245,399	24,039,473
1833.....	101,047,943	7,070,368	108,118,311	17,577,876	2,244,859	19,822,735
1834.....	108,609,700	17,911,632	126,521,332	21,636,553	1,676,258	23,312,811
1835.....	136,764,295	13,131,447	149,895,742	14,756,321	5,748,174	20,504,495
1836.....	176,579,154	13,400,881	189,980,035	17,767,762	3,978,598	21,746,360
1837.....	130,472,803	10,516,414	140,989,217	17,162,232	4,692,730	21,854,962
1838.....	95,970,288	17,747,116	113,717,404	9,417,690	3,035,105	12,452,795
1839.....	156,496,956	5,595,176	162,092,132	10,626,140	6,868,385	17,494,525
1840.....	98,258,706	8,882,813	107,141,519	12,008,371	6,181,941	18,190,312
1841.....	122,957,544	4,988,633	127,946,177	8,181,235	7,287,846	15,469,081
1842.....	96,075,071	4,087,016	100,162,087	8,078,753	3,642,785	11,721,538
1843.....	42,433,464	22,320,335	64,753,799	5,139,335	1,413,362	6,552,697
1844.....	102,604,606	5,830,429	108,435,035	6,214,058	5,270,809	11,484,867
1845.....	113,184,322	4,070,242	117,254,564	7,584,781	7,762,049	15,346,830
1846.....	117,914,065	3,777,732	121,691,797	7,865,206	3,481,417	11,346,623
1847.....	122,424,349	24,121,289	146,545,638	6,166,754	1,844,404	8,011,158
1848.....	148,638,644	6,360,284	154,998,928	7,986,806	13,141,204	21,128,010
1849.....	141,206,199	6,651,240	147,857,439	8,641,091	4,447,774	13,088,865

Before 1821, the Treasury accounts did not separate merchandise from specie.
The figures for 1843 are for 9 months, the fiscal year having then been changed from Sept. 30 to June 30.

SPECIE VALUE OF IMPORTS AND EXPORTS OF THE UNITED STATES FROM SEPT. 30, 1789, TO JUNE 30, 1879—(Continued).

FISCAL YEAR.	NET IMPORTS (less re-exports).			DOMESTIC EXPORTS.		
	Merchandise.	Coin and bullion.	Total.	Merchandise.	Coin and bullion.	Total.
	Dollars.	Dollars.	Dollars.	Dollars.	Dollars.	Dollars.
1790			22,460,844			19,666,000
1791			28,687,959			18,500,000
1792			29,746,902			19,000,000
1793			28,990,428			24,000,000
1794			28,073,767			26,500,000
1795			61,266,796			39,500,000
1796			55,136,164			40,764,097
1797			48,379,406			29,850,206
1798			35,551,700			28,527,097
1799			33,546,148			33,142,522
1800			52,121,891			31,840,903
1801			64,720,790			47,473,204
1802			40,558,362			36,708,189
1803			51,072,594			42,205,961
1804			48,768,403			41,467,477
1805			67,420,981			42,387,002
1806			69,126,764			41,253,727
1807			78,856,442			48,699,592
1808			43,992,586			9,433,546
1809			38,602,469			31,405,702
1810			61,008,705			42,366,675
1811			37,377,210			45,294,043
1812			68,534,873			30,032,109
1813			19,157,155			25,003,152
1814			12,819,831			6,782,272
1815			106,457,924			45,974,403
1816			129,964,444			64,781,896
1817			79,891,931			68,313,500
1818			102,323,304			73,854,437
1819			67,959,317			50,976,838
1820			56,441,971			51,683,640
1821	43,693,405	12,413,169	41,283,236	43,671,894		43,671,894
1822	68,395,674	17,440,335	60,955,359	49,874,079		49,874,079
1823	51,310,736	11,275,091	50,035,645	47,155,408		47,155,408
1824	53,847,432	1,364,418	55,211,850	50,649,500		50,649,500
1825	66,395,722	12,646,290	63,749,432	66,944,745		66,944,745
1826	57,652,577	2,782,288	60,434,865	52,449,825	605,885	53,055,710
1827	54,901,108	1,179,824	56,080,922	57,878,117	1,043,574	58,921,691
1828	66,975,505	160,698	66,914,807	49,976,632	693,037	50,669,669
1829	54,741,571	3,092,478	57,834,049	55,087,307	612,836	55,700,193
1830	49,575,099	6,914,342	56,489,441	58,524,878	937,151	59,462,029
1831	82,803,110	349,488	83,157,598	59,218,583	2,053,474	61,277,057
1832	75,327,688	1,662,105	76,989,793	61,726,529	1,410,941	63,137,470
1833	83,470,067	4,825,509	88,295,576	69,950,856	336,842	70,317,698
1834	86,973,147	16,235,374	103,208,521	80,623,662	400,500	81,024,162
1835	122,007,974	7,383,273	129,391,247	100,459,481	729,601	101,189,082
1836	158,811,392	9,422,283	168,233,675	106,570,942	345,738	106,916,680
1837	113,310,571	5,823,684	119,134,255	94,280,895	1,283,519	95,564,414
1838	86,552,598	14,712,011	101,264,609	95,560,880	472,941	96,033,821
1839	145,870,816	11,273,209	144,597,607	101,625,533	1,908,358	103,533,891
1840	86,250,335	2,700,872	88,951,207	111,660,561	2,235,073	113,895,634
1841	114,776,309	12,299,213	112,477,096	103,636,236	2,746,486	106,382,722
1842	87,996,318	444,231	88,440,549	91,799,242	1,170,754	92,969,996
1843	37,294,129	20,906,973	58,201,102	77,686,354	107,429	77,793,783
1844	96,590,548	559,620	96,950,168	99,531,774	183,405	99,715,179
1845	105,599,541	13,691,807	101,907,734	98,455,330	844,446	99,299,776
1846	110,048,859	296,315	110,345,174	101,718,042	423,851	102,141,893
1847	116,257,595	22,276,885	138,534,480	150,574,844	62,620	150,637,464
1848	140,651,838	16,780,920	133,870,918	130,203,709	2,700,412	132,904,121
1849	132,565,108	2,203,466	134,768,574	131,710,081	956,874	132,666,955

1. Excess of foreign specie exported over imports.

SPECIE VALUE OF IMPORTS AND EXPORTS OF THE UNITED STATES,
FROM SEPT. 30, 1789, TO JUNE 30, 1879—(Continued).

FISCAL YEAR.	IMPORTS.			FOREIGN EXPORTS.		
	Merchan- dise.	Coin and bullion.	Total.	Merchan- dise.	Coin and bullion.	Total.
	Dollars.	Dollars.	Dollars.	Dollars.	Dollars.	Dollars.
1850....	173,509,526	4,628,792	178,138,318	9,475,493	5,476,315	14,951,808
1851....	210,771,429	5,453,503	216,224,932	10,295,121	11,403,172	21,698,293
1852....	207,440,398	5,505,044	212,945,442	12,053,084	5,236,298	17,289,382
1853....	263,777,265	4,201,382	267,978,647	13,620,120	3,938,340	17,558,460
1854....	297,623,039	6,939,342	304,562,381	21,631,260	3,218,934	24,850,194
1855....	257,808,708	3,659,812	261,468,520	26,158,368	2,289,925	28,448,293
1856....	310,432,310	4,207,632	314,639,942	14,781,372	1,597,206	16,378,578
1857....	348,428,342	12,461,799	360,890,141	14,917,047	9,058,570	23,975,617
1858....	263,338,654	19,274,496	282,613,150	20,660,241	10,225,901	30,886,142
1859....	331,333,341	7,434,789	338,768,130	14,509,971	6,385,106	20,895,077
1860....	353,616,119	8,550,135	362,166,254	17,333,634	9,599,388	26,933,022
1861....	289,310,542	46,339,611	335,650,153	14,654,217	5,991,210	20,645,427
1862....	189,356,677	16,415,052	205,771,729	11,026,477	5,842,989	16,869,466
1863....	243,335,815	9,584,105	252,919,920	17,960,535	8,163,049	26,123,584
1864....	316,447,283	13,115,612	329,562,895	15,333,961	4,922,979	20,256,940
1865....	238,745,580	9,810,072	248,555,652	29,089,055	3,025,102	32,114,157
1866....	434,812,066	10,700,092	445,512,158	11,341,420	3,400,697	14,742,117
1867....	395,633,100	22,070,475	417,833,575	14,719,332	5,892,176	20,611,508
1868....	357,436,440	14,188,368	371,624,808	12,562,999	10,038,127	22,601,126
1869....	417,506,379	19,807,876	437,314,255	10,951,000	14,222,414	25,173,414
1870....	435,958,408	26,419,179	462,377,587	16,155,295	14,271,864	30,427,159
1871....	520,223,684	21,270,024	541,493,708	14,421,270	14,038,629	23,459,899
1872....	626,595,077	13,743,689	640,338,766	15,690,455	7,079,294	22,769,749
1873....	642,136,210	21,480,937	663,617,147	17,446,483	10,703,028	28,149,511
1874....	567,406,342	28,454,906	595,861,248	16,849,619	6,930,719	23,780,338
1875....	533,005,436	20,900,717	553,906,153	14,158,611	8,275,013	22,433,624
1876....	460,741,190	15,936,681	476,677,871	14,802,424	6,467,611	21,270,035
1877....	451,323,126	40,774,414	492,097,540	12,804,996	13,027,499	25,832,495
1878....	437,051,532	29,821,314	466,872,846	14,154,698	6,678,240	20,832,938
1879....	445,777,775	20,296,000	466,073,775	12,098,651	7,442,406	19,541,057

The import values are invoice prices in gold at place of shipment, and the export values are also in specie. From 1862 to 1878, representing the period of suspension of specie payments, an additional column on the right exhibits the currency value of domestic exports, added to the specie of domestic production exported.

Estimated Aggregate Production of the Precious Metals during
the Twenty-seven Years from 1849 to 1875, inclusive.

COUNTRIES.	Gold.	Silver.	Gold and Silver.
	<i>Million dollars.</i>	<i>Million dollars.</i>	<i>Million dollars.</i>
Entire World.....	2,761.7	1,573.9	4,335.6
United States.....	1,351.6	*265.55	1,617.15
Other Countries.....	1,410.1	1,308.35	2,718.45

* Seventeen years, 1859 to 1875. The silver mines of the United States were first discovered in 1859.

SPECIE VALUE OF IMPORTS AND EXPORTS OF THE UNITED STATES, FROM SEPT. 30, 1789, TO JUNE 30, 1879—(Continued).

FISCAL YEAR.	NET IMPORTS (less re-exports).			DOMESTIC EXPORTS.			
	Merchandise.	Coin and bullion.	Total.	Merchandise.	Coin and bullion	Total.	Mixed values, gold and cur'cy.
	Dollars.	Dollars.	Dollars.	Dollars.	Dollars.	Dollars.	Dollars.
1850..	164,034,033	1847,523	163,186,510	134,900,233	2,046,679	136,946,912
1851..	200,476,308	15,949,669	194,526,639	178,620,138	18,069,580	196,689,718
1852..	195,387,314	268,746	195,656,060	154,931,147	37,437,837	192,368,984
1853..	250,157,145	263,042	250,420,187	189,869,162	23,548,535	213,417,697
1854..	275,991,779	3,720,408	279,712,187	215,328,200	38,062,570	253,390,870
1855..	231,650,340	1,369,887	233,020,227	192,751,135	53,957,418	246,708,553
1856..	295,650,938	2,610,426	298,261,364	266,438,051	44,148,279	310,586,330
1857..	333,511,295	3,403,229	336,914,524	278,906,713	60,078,352	338,985,065
1858..	242,678,413	9,048,595	251,727,008	251,351,033	42,407,246	293,758,279
1859..	316,823,370	1,049,683	317,873,053	278,392,080	57,502,305	335,894,385
1860..	336,282,485	11,049,253	335,233,232	316,242,423	56,946,851	373,189,274
1861..	274,656,325	40,348,401	315,004,726	204,899,616	23,799,870	228,699,486
1862..	178,330,200	10,572,063	188,902,263	179,644,024	31,044,651	210,688,675	213,069,519
1863..	225,375,280	1,421,056	226,796,330	186,003,912	55,993,562	241,997,474	305,884,998
1864..	301,113,322	8,192,633	309,305,955	143,504,027	100,473,562	243,977,589	320,035,199
1865..	209,656,525	6,784,970	216,441,495	136,940,248	64,618,124	201,558,372	323,743,187
1866..	423,470,646	7,299,395	430,770,041	337,518,102	82,643,374	420,161,476	550,684,277
1867..	381,043,768	16,178,299	397,222,067	279,786,809	54,976,196	334,763,005	440,722,228
1868..	344,873,441	4,150,241	349,023,682	269,389,900	83,745,975	353,135,875	454,301,713
1869..	406,555,379	5,585,462	412,140,841	275,166,697	42,915,966	318,082,663	413,961,115
1870..	419,803,113	12,147,315	431,950,428	376,616,473	43,883,802	420,500,275	499,092,143
1871..	505,802,414	7,231,395	513,033,809	428,398,908	84,403,359	512,802,267	562,518,651
1872..	610,904,622	6,664,395	617,569,017	428,487,131	72,798,240	501,285,371	549,219,718
1873..	624,689,727	10,777,909	635,467,636	505,033,439	73,905,546	578,938,985	649,132,563
1874..	550,556,723	21,524,187	572,080,910	569,433,421	59,699,686	629,133,107	693,039,054
						410,200,059	411,424,066
1875..	518,846,825	12,625,704	531,472,529	499,284,100	83,857,129	583,141,229	643,094,767
				415,596,524		415,596,524	415,596,524
1876..	445,938,766	9,469,070	455,407,836	525,582,247	50,038,691	575,620,938	644,956,406
				410,507,563		410,507,563	410,507,563
1877..	438,518,130	27,746,915	466,265,045	589,670,220	43,134,738	632,804,962	676,115,592
				413,051,798		413,051,798	413,051,798
1878..	422,896,834	23,143,074	446,039,908	680,683,798	27,054,985	707,738,783	722,779,499
						410,535,857	410,535,857
1879..	433,679,124	12,853,594	446,532,718	698,340,790	17,555,035	715,895,825	717,093,777
						413,158,005	413,158,005

4. These figures represent additional exports to Canada, by land carriage, not embraced in the United States custom accounts, but from Canadian official reports.

Annual Average Production of the Precious Metals in the World, also in the United States of America, since 1848, the Year of the Discovery of the Gold-fields of California.

COUNTRIES.	EPOCHS.	No. of Years.	Gold.	Silver.	Gold and Silver.
			Million dollars.	Million dollars.	Million dollars.
Entire World.....	1849-'75...	27	102.29	58.29	160.58
United States.....	1849-'75...	27	50.06	59.89
“ “.....	1859-'75...	17	15.62
Other Countries.....	1849-'75...	27	52.23	49.94	102.17

IMPORTS INTO THE UNITED STATES.
LAST TWO YEARS.

From the Official Report of the Bureau of Statistics.	Twelve Months ended June 30.	
	1878.	1879.
FREE OF DUTY.	VALUES.	VALUES.
Argols.....	\$1,298,568	\$1,908,723
Articles, the produce or manufacture of the United States brought back.....	3,022,701	3,424,995
BARKS :		
Medicinal : Peruvian, calisaya, Lima, etc.....	1,417,695	2,083,522
Barks used for tanning.....	412,575	259,853
Cork bark and wood, unmanufactured.....	483,061	494,704
Bolting cloths.....	240,863	254,684
Books.....	258,351	278,468
Camphor, crude.....	166,695	141,096
Chemicals, drugs, dyes, and medicines.....	4,194,810	4,174,061
Chloride of lime, or bleaching-powder.....	598,813	661,087
Cocoa, crude, and leaves and shells of.....	605,340	1,098,802
Cochineal.....	698,055	716,171
Coffee.....	51,914,605	47,356,819
Cotton, raw.....	469,882	499,931
Cutch, or catechu, and terra-japonica, or gambier.....	978,539	751,602
Dye-woods, in sticks.....	1,396,485	1,406,179
Eggs.....	726,037	646,735
FISH, NOT OF AMERICAN FISHERIES :		
Fresh, of all kinds.....	339,561	283,827
Herring, pickled.....	230,533	192,069
Mackerel, pickled.....	907,246	649,721
All other.....	637,437	763,915
Fur-skins, undressed.....	1,714,066	1,705,999
GOLD AND SILVER :		
Gold bullion.....	1,972,662	1,297,244
Silver bullion.....	6,971,849	2,447,883
Gold coin.....	11,357,553	4,327,704
Silver coin.....	9,519,250	12,223,164
Gnano (except from bonded islands).....	849,607	636,668
Gums.....	1,297,855	1,597,626
Gypsum, or plaster of Paris, unground.....	106,703	98,796
HAIR, UNMANUFACTURED :		
Horse-hair, used for weaving.....	182,424	237,732
Hair of all kinds, not specified.....	240,038	324,186
Hides and skins, other than furs.....	17,223,363	15,959,017
Household and personal effects and wearing apparel, old and in use, of persons arriving from foreign countries, India-rubber and gutta-percha, crude.....	1,185,942	1,462,920
Indigo.....	4,711,102	6,068,088
Madder, not including the extract of.....	1,537,680	1,488,481
OILS : Whale or fish, not of American fisheries.....	52,933	83,116
Vegetable, fixed or expressed.....	176,384	80,701
Volatile, or essential.....	448,833	553,363
Paintings, statuary, and other works of art of American artists.....	454,395	382,528
PAPER MATERIALS :		
Rags of cotton or linen.....	174,324	194,132
Other materials.....	2,814,515	2,402,457
Seeds.....	1,179,154	793,786
Silk, raw.....	307,909	322,277
Soda, nitrate of.....	5,103,084	8,371,025
Sulphur or brimstone, crude.....	973,222	1,348,572
Tea.....	1,173,156	1,487,698
Tin in bars, blocks, and pigs.....	15,660,168	14,577,618
Wood, unmanufactured.....	2,183,034	2,312,297
Articles imported from Hawaiian Islands under reciprocity treaty.....	1,429,096	1,758,652
All other free articles.....	2,522,254	3,131,273
	6,579,172	7,260,533
Total imports free of duty.....	\$171,099,579	\$162,977,505

IMPORTS INTO THE UNITED STATES—(Continued).

From the Official Report of the Bureau of Statistics.	Twelve Months ended June 30.	
	1878.	1879.
	VALUES.	VALUES.
DUTIABLE.	\$2,664,676	\$2,794,129
Animals, living.....	592,707	688,806
Beer, ale, porter, and other malt liquors.....	1,612,229	1,778,657
Books, pamphlets, engravings, and other publications...	245,670	269,924
Bra-s, and manufactures of.....		
BREADSTUFFS AND OTHER FARINACEOUS FOOD :		
Barley.....	4,105,748	5,402,680
Barley-malt.....	399,844	460,450
Bread and biscuit.....	23,431	14,806
Indian corn, or maizo.....	12,964	33,612
Oats.....	8,719	4,509
Rice.....	1,136,327	2,009,372
Rye.....	271,582	246,528
Wheat.....	1,549,084	1,794,562
Wheat-flour.....	47,426	59,756
Meal or flour made from oats, Indian corn, rye, and buckwheat.....	81,650	44,374
Pease, beans, and other seeds of leguminous plants.....	614,110	302,866
All other farinaceous food, and preparations of, in- cluding arrow-root, pearl or hulled barley, etc....	263,120	239,658
Bristles.....	662,937	474,368
Buttons of all kinds, including button materials partly fitted for buttons exclusively.....	3,362,085	3,197,070
Chemicals, drugs, dyes, and medicines.....	3,596,973	4,670,550
Chicory, ground or prepared, and root.....	106,358	144,688
CLOTHING (except when of silk, and except hosiery, etc., of cotton or wool) :		
Cut and sewed together....	183,583	201,088
Articles of wear.....	1,091,836	970,208
Coal, bituminous.....	1,936,187	1,724,466
Cocoa, manufactured, not including chocolate.....	14,806	17,370
COPPER, AND MANUFACTURES OF :		
Ore.....	84,359	20,689
Pigs, bars, ingots, old and other, unmanufactured..	49,100	17,961
Manufactures of.....	322,418	276,746
Cordage, rope, and twine, of all kinds.....	129,663	37,356
COTTON, MANUFACTURES OF :		
Bleached and unbleached.....	1,076,142	789,359
Printed, painted, or colored.....	1,086,426	707,064
Hosiery, shirts, and drawers.....	4,682,246	4,997,335
Jeans, denims, drillings, etc.....	104,633	141,066
Other manufactures of, not specified.....	12,131,590	13,293,486
Earthen, stone, and China ware.....	4,051,786	4,082,787
Fancy-goods.....	4,200,737	4,119,217
FISH, NOT OF AMERICAN FISHERIES :		
Herring.....	180,840	189,204
Mackerel.....	67	14
Sardines and anchovies, preserved in oil or otherwise	677,910	912,391
All other, not specified.....	149,852	118,050
FLAX, AND MANUFACTURES OF :		
Flax, raw.....	1,177,229	969,451
Manufactures of, by yard.....	11,490,753	11,817,647
Other manufactures of.....	2,922,842	2,876,195
Fruits of all kinds, including nuts.....	9,738,546	10,330,511
Furs and dressed fur-skins.....	2,230,204	2,810,291
GLASS AND GLASS WARE :		
Cylinder, crown, or common window.....	812,612	595,070
Cylinder and crown, polished.....	7,168	11,110
Fluted, rolled, or rough plate.....	5,685	6,527
Cast polished plate, not silvered.....	885,823	699,459
Cast polished plate, silvered.....	572,066	575,549
Other manufactures of.....	1,061,795	1,334,764
HAIR (excepting that of the alpaca, goat, and other like animals) AND MANUFACTURES OF :		
Hair, human, and manufactures of.....	135,776	185,576
Hair, other, and manufactures of.....	169,127	195,437
HEMP, AND MANUFACTURES OF :		
Raw.....	2,221,164	1,829,008

IMPORTS INTO THE UNITED STATES—(Continued).

From the Official Report of the Bureau of Statistics.		Twelve Months ended June 30.	
		1878.	1879.
HEMP :	DUTIABLE.	VALUES.	VALUES.
	Manufactures of, by yard.....	\$2,232	\$9,061
	Other manufactures of.....	90,894	98,600
	India-rubber and gutta-percha, manufactures of.....	242,564	174,137
IRON AND STEEL, AND MANUFACTURES OF :			
	Pig-iron.....	1,250,057	1,924,128
	Castings.....	6,015	6,357
	Bar-iron.....	1,541,115	1,224,035
	Boiler-iron.....	108	879
	Band, hoop, and scroll-iron.....	45	645
	Sheet-iron.....	85,784	153,417
	Old and scrap-iron.....	105,992	122,571
	Hardware.....	92,602	111,231
	Anchors, cables, and chains of all kinds.....	87,514	55,332
	Machinery.....	628,667	549,875
	Muskets, pistols, rifles, and sporting-guns.....	333,297	576,792
	Steel ingots, bars, sheets, and wire.....	1,220,037	1,281,942
	Railroad bars or rails, of steel.....	530	70,071
	Cutlery.....	1,161,382	1,171,924
	Files.....	125,448	91,719
	Saws and tools.....	8,934	6,281
	Other manufactures of iron and steel.....	2,410,106	2,151,609
	Jewelry, and all manufactures of gold and silver.....	249,253	299,412
JUTE AND OTHER GRASSES, AND MANUFACTURES OF :			
	Raw.....	2,438,198	3,781,037
	Manufactures of, by yard.....	114	360
	Gunny-cloth and gunny-bags, and manufactures of, used for bagging.....	155,646	146,660
	Other manufactures of, not specified.....	1,510,630	1,629,750
LEAD, AND MANUFACTURES OF :			
	Pigs, bars, and old.....	353,936	62,908
	Manufactures of.....	7,958	1,432
LEATHER, AND MANUFACTURES OF :			
	Leather of all kinds.....	3,784,729	3,667,564
	Gloves of kid, and all other, of skin or leather, doz. pairs.....	3,195,702	3,317,788
	Other manufactures of.....	488,928	571,502
	Marble and stone, and manufactures of.....	746,956	689,288
	Metals, metal compositions, and manufactures of.....	875,946	824,857
	Musical instruments.....	561,867	627,722
OILS :	Coal and other mineral oils.....	535	20,941
	Whale and fish, not of American fisheries.....	56,616	45,903
	Olive, salad.....	414,435	355,582
	Olive, not salad.....	44,345	97,620
	All other vegetable, fixed.....	200,042	252,852
	Volatile, or essential.....	171,740	173,462
	Opium, and extract of.....	1,874,815	1,809,696
	Paintings, chromo-lithographs, photographs, and statuary.....	794,193	1,074,907
PAINTS :			
	White lead.....	109,799	75,660
	Red lead and litharge.....	10,984	8,355
	Whiting and Paris white.....	7,967	5,977
	Other paints and painters' colors.....	719,363	669,588
PAPER, AND MANUFACTURES OF :			
	Printing paper.....	2,721	3,069
	Writing paper.....	13,006	17,562
	Paper-hangings, and other paper.....	119,760	106,983
	Papier-maché, and other manufactures of paper not specified, including parchment.....	1,331,138	1,058,768
	Perfumery and cosmetics.....	348,286	294,363
	Potatoes.....	245,515	1,345,744
	Precious stones.....	2,975,512	3,842,007
	Provisions (meats, poultry, lard, butter, cheese, etc.), not including vegetables.....	927,264	819,226
	Salt.....	1,632,865	1,776,741
	Saltpetre (nitrate of potash).....	292,990	384,827
SEEDS :			
	Flaxseed, or linseed.....	1,883,333	1,613,001
	All other, not specified.....	330,960	273,559

IMPORTS INTO THE UNITED STATES—(Continued).

From the Official Report of the Bureau of Statistics.	Twelve Months ended June 30.	
	1878.	1879.
	VALUES.	VALUES.
DUTIABLE.		
SILK, MANUFACTURES OF:		
Dress and piece goods.....	\$13,861,195	\$16,100,162
Hosiery.....	136,201	155,471
Other manufactures of.....	5,840,536	7,757,765
SODA, AND SALTS OF:		
Bicarbonate.....	96,244	66,069
Carbonate, including sal-soda and soda-ash.....	3,385,569	3,055,372
Caustic soda.....	1,076,008	1,187,625
Acetate, sulphate, phosphate, and all other salts of soda.....	12,865	25,990
Spices of all kinds; also ginger (ground), pepper, and mustard.....	1,936,217	1,824,171
Straw and palm-leaf, manufactures of.....	2,296,266	2,568,679
SUGAR AND MOLASSES:		
Brown sugar.....	69,642,368	67,820,101
Refined sugar.....	7,469	8,656
Molasses.....	6,764,119	7,188,388
Melado and sirup of sugar-cane.....	1,123,613	1,442,256
Candy and confectionery.....	6,898	6,537
Sulphur, refined.....	14,924	10,963
TIN, AND MANUFACTURES OF:		
In plates.....	9,929,498	10,147,460
Other manufactures of.....	58,498	54,107
TOBACCO, AND MANUFACTURES OF:		
Leaf.....	4,102,782	3,545,515
Cigars.....	2,269,267	2,266,910
Other manufactures of.....	67,819	76,451
Watches and watch movements and materials.....	812,582	920,599
WINES, SPIRITS, AND CORDIALS:		
Spirits and cordials in casks.....	1,149,166	1,248,924
Spirits and cordials in bottles.....	406,116	448,576
Wine in casks.....	1,838,891	2,054,700
Wine in bottles.....	2,123,254	2,284,832
WOOD, AND MANUFACTURES OF.		
Cabinet-ware, house-furniture, and all manufac- tures of wood, not otherwise specified.....	832,267	924,464
Boards, deals, planks, joists, and scantling.....	3,174,335	3,292,042
Shingles.....	97,149	93,619
Timber, sawed or hewed, wholly or in part.....	3,893	4,742
Other lumber.....	200,016	184,227
WOOL, SHEEP'S (and hair of the alpaca, goat, and other like animals), AND MANUFACTURES OF:		
Unmanufactured.....	8,363,015	5,034,555
Cloths and cassimeres.....	6,771,653	6,255,195
Woollen rags, shoddy, mungo, waste, and flocks .	19,071	22,121
Shawls.....	1,341,447	1,367,927
Blankets.....	2,352	1,675
Carpets.....	398,389	367,105
Dress goods.....	12,055,806	12,436,861
Hosiery, shirts, and drawers.....	582,922	391,825
Other manufactures of.....	4,058,514	3,511,112
ZINC, SPELTER, OR TUTENAG, AND MANUFACTURES OF:		
In blocks or pigs.....	59,601	52,182
In sheets.....	69,582	56,185
All other dutiable articles.....	3,570,904	3,868,717
Total value of dutiable commodities.....	\$295,773,267	\$303,096,270
Total value of commodities free of duty.....	171,099,579	162,977,505
Total imports.....	\$466,872,846	\$466,073,775
Total value of coin and bullion..	\$29,821,314	\$20,296,000
Total value of merchandise.....	437,051,532	445,777,775
Total imports.....	\$466,872,846	\$466,073,775
Brought in American vessels.....	\$146,499,232	\$143,590,353
Brought in foreign vessels.....	307,407,565	310,499,599
Brought in cars and other land vehicles.....	12,965,999	11,983,823

EXPORTS FROM THE UNITED STATES.

LAST TWO YEARS.

From the Official Report of the Bureau of Statistics.	Twelve Months ended June 30.	
	1878.	1879.
	VALUES.	VALUES.
OF DOMESTIC PRODUCTION.	\$48,524	\$65,826
Acids.....		
AGRICULTURAL IMPLEMENTS :		
Fanning-mills.....	2,066	8,042
Horse-powers.....	19,872	17,147
Mowers and reapers.....	1,018,916	893,972
Ploughs and cultivators.....	154,877	159,822
All other, not specified.....	1,379,467	1,854,405
ANIMALS, LIVING :		
Hogs.....	267,259	700,262
Horned cattle.....	3,896,818	8,379,200
Horses.....	798,723	770,742
Mules.....	501,513	530,989
Sheep.....	333,499	1,082,938
All other, and fowls.....	46,841	23,623
Ashes, pot and pearl.....	38,389	61,266
Bark, for tanning.....	111,335	130,939
BEER, ALE, PORTER, AND CIDER :		
In bottles.....	108,054	204,282
In casks.....	39,143	34,987
Bells and bell and bronze metal.....	12,579	17,740
Billiard-tables and apparatus.....	18,983	39,563
Blacking.....	105,434	142,011
Bones and bone-dust.....	78,989	70,800
Bone-black, ivory-black, and lamp-black.....	80,740	48,347
Books, pamphlets, maps, and other publications.....	586,355	725,404
Brass, and manufactures of.....	589,451	200,871
BREAD AND BREADSTUFFS :		
Barley.....	2,565,736	401,180
Bread and biscuit.....	730,317	682,471
Indian corn.....	48,030,358	40,655,120
Indian-corn meal.....	1,335,892	1,052,231
Oats.....	1,277,920	1,618,644
Rye.....	3,051,739	3,103,970
Rye flour.....	30,775	15,113
Wheat.....	96,872,016	130,701,079
Wheat flour.....	25,092,826	29,567,713
Other small grain and pulse.....	1,077,289	817,536
Maizena, farina, and all other preparations of bread- stuffs used as food.....	1,709,639	1,740,471
Bricks.....	254,446	51,714
Brooms and brushes of all kinds.....	146,032	138,184
Candles, tallow and other.....	218,985	225,104
Carriages, carts, and parts of.....	979,003	1,023,735
Cars, railroad, passenger and freight.....	532,840	249,393
Clocks, and parts of.....	936,003	1,002,388
Coffee, cocoa, and spices, including ginger, pepper, and mustard.....	60,755	70,209
COAL :		
Bituminous.....	1,006,843	891,512
Other.....	1,352,634	1,427,886
Combs.....	15,250	11,525

EXPORTS FROM THE UNITED STATES—(Continued).

From the Official Report of the Bureau of Statistics.	Twelve Months ended June 30.	
	1878.	1879.
	VALUES.	VALUES.
COPPER, AND MANUFACTURES OF :		
Ore.....	\$169,020	\$102,152
In pigs, bars, sheets, and old.....	2,102,455	2,751,153
Other manufactures of.....	217,423	79,900
Cordage, rope, and twine of all kinds.....	888,973	391,504
COTTON, AND MANUFACTURES OF :		
Sea-island.....	1,616,214	1,108,072
Other, unmanufactured.....	178,415,270	161,196,178
Colored manufactures.....	2,959,910	3,209,285
Uncolored.....	7,053,463	6,288,131
All other manufactures of.....	1,422,255	1,356,534
Drugs, chemicals, and medicines.....	2,302,967	2,385,357
Dye-stuffs.....	527,281	647,323
Earthen and stone ware.....	98,035	80,898
Fancy articles.....	719,117	593,603
FRUITS :		
Apples, dried.....	259,955	296,794
Apples, green or ripe.....	386,090	980,455
Other fruit, green, ripe, or dried.....	296,096	252,415
Preserved, in cans or otherwise.....	434,828	386,718
Furs and fur-skins.....	2,616,730	4,828,158
Gas-fixtures and chandeliers.....	59,230	85,853
Ginseng.....	497,247	465,611
Glass and glass-ware.....	869,641	768,644
Glue.....	31,247	43,779
GOLD AND SILVER, AND MANUFACTURES OF :		
Gold bullion.....	205,319	24,774
Gold coin.....	6,420,351	4,120,311
Silver bullion.....	15,035,045	11,863,664
Silver coin.....	5,166,006	1,238,749
} Trade-dollars.....	223,264	288,137
} Other coin.....	281
Gold and silver leaf.....	208,142	311,829
Jewelry, and other manufactures of gold and silver.....
HAIR :		
Unmanufactured.....	361,348	279,170
Manufactures of.....	30,283	18,629
HATS, CAPS AND BONNETS :		
Of wool, fur, and silk.....	262,251	253,678
Of palm-leaf, straw, etc.....	46,838	66,795
Hay.....	141,340	122,122
HEMP, AND MANUFACTURES OF :		
Unmanufactured.....	18,210	8,155
Cables and cordage.....	146,043	170,179
All other manufactures of.....	1,056,709	1,153,471
Hides and skins, other than fur.....	1,286,840	1,171,523
Hoop-skirts.....
Hops.....	2,152,873	701,095
Ice.....	227,323	196,758
INDIA-RUBBER AND GUTTA-PERCHA MANUFACTURES :		
Boots and shoes.....	29,801	20,225
Other manufactures.....	274,943	268,889
IRON AND STEEL, AND MANUFACTURES OF :		
Pig.....	140,148	85,949
Bar.....	133,373	58,987
Boiler-plate.....	11,513	24,359
Railroad bars or rails.....	324,936	177,151
Sheet, band, and hoop.....	13,036	13,697
Castings, not otherwise specified.....	275,780	225,746
Car-wheels.....	63,623	72,673
Stoves, and parts of.....	140,934	98,605
Steam-engines, locomotive.....	1,016,974	567,302
Steam-engines, stationary.....	120,272	104,984
Boilers for steam-engines, when separate from the engines.....	109,703	121,679
Machinery, not otherwise specified.....	3,849,908	3,452,533

EXPORTS FROM THE UNITED STATES—(Continued).

From the Official Report of the Bureau of Statistics.	Twelve Months ended June 30.	
	1878	1879.
IRON AND STEEL, AND MANUFACTURES OF (Continued):	VALUES.	VALUES.
Nails and spikes.....	\$287,767	\$264,192
All other manufactures of iron.....	3,988,292	4,186,642
Steel, and manufactures of:		
Ingots, bars, sheets, and wire.....	15,892	9,084
Cutlery.....	54,812	65,277
Edge-tools.....	911,095	860,528
Files and saws.....	39,782	34,351
Muskets, pistols, rifles, and sporting guns.....	2,098,501	2,169,230
Manufactures of steel, not specified.....	365,497	471,266
Junk (old) and oakum.....	40,931	34,243
Lamps.....	245,377	304,440
Lead, and manufactures of.....	314,899	280,771
LEATHER, AND MANUFACTURES OF:		
Boots and shoes.....	468,436	402,557
Leather of all kinds, not specified.....	6,189,052	5,846,882
Morocco, and other fine.....	903,968	953,188
Saddlery and harness.....	127,000	132,699
Manufactures of, not otherwise specified.....	389,203	433,743
Limé and cement.....	98,334	74,097
MANURES:		
Guano.....	3,720	8,741
Substances used expressly for manures.....	1,208,049	1,231,841
MARBLE AND STONE:		
Marble and stone, rough.....	142,661	143,457
Marble and stone manufactures.....	597,356	430,842
Matches.....	143,219	127,335
Mathematical, philosophical, and optical instruments.....	27,929	56,168
MUSICAL INSTRUMENTS:		
Organs, melodeons, etc.....	438,664	447,307
Piano-fortes.....	303,018	320,669
All other.....	14,795	17,731
NAVAL STORES:		
Rosin and turpentine.....	2,329,319	2,159,141
Tar and pitch.....	158,094	101,445
Oil-cake.....	5,095,163	4,394,010
OILS:		
Mineral, crude.....	2,694,018	2,180,413
Mineral, refined or manufactured:		
Naphthas, benzine, gasoline, etc.....	1,411,812	1,258,780
Illuminating.....	41,513,676	35,999,862
Lubricating, heavy paraffine, etc.....	639,197	655,468
Residuum.....	316,271	210,726
Animal: Lard.....	994,410	1,037,923
Neat's-foot and other animal.....	17,447	134,832
Sperm.....	801,218	719,831
Whale and other fish.....	411,803	756,248
Vegetable: Cotton-seed.....	2,514,323	2,233,068
Linseed.....	27,232	22,297
Volatile, or essential.....	323,341	242,329
ORDNANCE-STORES:		
Cannon.....	6,792	1,100
Cannon and gun-carriages and accoutrements.....		140,490
Cartridges and fuses.....	3,357,094	166,751
Gunpowder.....	102,456	1,058,348
Shot and shell.....	1,366,529	148,195
Ore, argentiferous, or silver bearing.....	8,550	225,499
Paints and painters' colors.....	239,075	193,733
Paintings and engravings.....	281,841	1,117,677
Paper and stationery.....	1,085,819	286,754
Perfumery.....	295,269	289,425
Plated ware of silver or other metal.....	215,189	197,969
Printing-presses and type.....	171,063	
PROVISIONS:		
Bacon and hams.....	51,750,205	51,074,433
Beef } Fresh.....	5,009,856	4,883,080
} Salted or cured.....	2,973,234	2,336,378

EXPORTS FROM THE UNITED STATES—(Continued).

From the Official Report of the Bureau of Statistics.	Twelve Months ended June 30.	
	1878.	1879.
PROVISIONS—(Continued):	VALUES.	VALUES.
Butter.....	\$3,930,840	\$5,421,203
Cheese.....	14,103,529	12,579,968
Condensed milk.....	128,118	119,883
Eggs.....	14,880	14,258
Fish, dried or smoked.....	766,136	748,747
Fish, fresh.....	84,278	80,437
Fish, pickled.....	416,100	290,862
Fish, other, cured.....	3,198,896	2,939,587
Lard.....	30,014,023	22,856,673
Meats, preserved.....	5,099,918	7,311,408
Mutton, fresh.....	9,272	123,013
Oysters.....	393,053	453,306
Pickles and sauces.....	19,476	12,908
Pork.....	4,913,646	4,807,568
Onions.....	44,434	60,022
Potatoes.....	541,593	545,109
Other vegetables.....	79,364	79,530
Vegetables, prepared or preserved.....	59,135	120,275
Quicksilver.....	1,230,008	1,418,331
RAGS:		
Cotton and linen.....	12,825	23,437
Woollen.....		2,819
Rice.....	32,866	35,538
Salt.....	24,968	13,612
Scales and balances.....	215,656	196,186
SEEDS:		
Cotton.....	179,602	141,188
Flaxseed or linseed.....	437	107
Clover, timothy, garden, and all other.....	2,085,887	2,140,533
Sewing-machines, and parts of.....	1,661,715	1,648,914
SOAP:		
Perfumed, and all toilet.....	36,272	30,827
Other.....	621,813	621,311
Spermaceti.....	58,302	35,489
SPIRITS, DISTILLED:		
From grain.....	864,162	2,262,150
From molasses.....	272,457	398,136
From other materials.....	12,633	12,955
Spirits of turpentine.....	2,333,569	2,045,673
Starch.....	613,621	601,797
Steam and other fire-engines and apparatus.....	35,862	16,189
SUGAR AND MOLASSES:		
Sugar, brown.....	4,146	3,202
Sugar, refined.....	4,508,115	6,164,024
Molasses.....	365,747	919,173
Candy and confectionery.....	41,687	32,274
Tallow.....	6,695,377	6,934,940
Tin, and manufactures of.....	116,274	103,467
TOBACCO, AND MANUFACTURES OF:		
Leaf.....	24,803,165	25,157,364
Cigars.....	46,170	53,397
Snuff.....	7,825	5,846
Other manufactures.....	3,627,022	2,998,633
Trunks and valises.....	140,477	158,181
Umbrellas, parasols, and sun-shades.....	5,187	10,864
Varnish.....	93,052	86,976
VESSELS SOLD TO FOREIGNERS:		
Steamers.....	147,800	42,700
Sailing-vessels.....	241,681	85,795
Vinegar.....	4,120	6,227
Watches and parts of.....	140,794	88,045
Wax.....	96,574	45,823
Wearing-apparel.....	569,762	550,119
Whalebone.....	264,980	199,753
Wine.....	38,728	49,775

EXPORTS FROM THE UNITED STATES—Continued.

From the Official Report of the Bureau of Statistics.		Twelve Months ended June 30.	
		1878.	1879.
		VALUES.	VALUES.
WOOD, AND MANUFACTURES OF:			
	Boards, clapboards, deals, planks, joists, and scantling.....	\$4,531,741	\$3,972,608
	Laths, palings, pickets, curtain-sticks, broom-handles, and bed-slats.....	9,233	13,002
	Shingles.....	154,533	176,514
	Box-shooks.....	145,232	103,788
	Other shooks, staves, and headings.....	3,775,574	3,666,652
	Hogsheads and barrels, empty.....	159,420	248,085
	All other lumber.....	520,454	680,068
	Fire-wood.....	9,469	11,096
	Hop, hoop, telegraph, and other poles.....	377,137	466,209
	Logs, masts, spars, and other whole timber.....	352,104	613,706
	Timber, sawed and hewed.....	2,662,784	1,748,525
	All other timber.....	114,907	164,192
	Household furniture.....	1,961,522	1,804,296
	Wooden ware.....	287,861	255,770
	All other manufactures of wood.....	1,714,410	1,699,992
WOOL, AND MANUFACTURES OF:			
	Wool, raw and fleece.....	93,358	17,644
	Carpets.....	10,430	8,118
	Other manufactures of.....	427,534	338,615
ZINC, AND MANUFACTURES OF:			
	Ore or oxide.....	83,831	40,399
	Plates, sheets, pigs, or bars.....	216,580	170,654
ALL ARTICLES NOT ENUMERATED:			
	All other unmanufactured articles.....	854,231	1,545,045
	All other manufactured articles.....	2,257,504	4,138,687
Total Domestic Exports.....		\$722,811,815	\$717,093,777
Total value of merchandise... 1878. 1879.			
	(mixed values)... \$695,749,930 \$699,538,742		
Total value of coin and bullion 27,061,885 17,555,035		\$722,811,815	\$717,093,777
Shipped in American vessels.....		\$159,735,187	\$122,589,538
Shipped in foreign vessels.....		557,748,544	588,773,718
Shipped in cars and other land vehicles.....		5,295,768	5,730,521
		\$722,779,499	\$717,093,777
II.—EXPORTS FROM THE UNITED STATES OF FOREIGN PRODUCTIONS, LAST TWO YEARS.			
Total value of merchandise.....		\$14,156,498	\$12,098,651
Total value of coin and bullion.....		6,678,240	7,442,406
Total foreign exports.....		\$20,834,738	\$19,541,057
Add total domestic exports.....		722,811,815	717,093,777
Gross exports.....		\$743,646,553	\$736,634,834
DOMESTIC AND FOREIGN:		1877.	1878.
Total value of merchandise... \$645,785,076 \$709,906,428		1879.	
Total value of coin and bullion. 56,163,237 33,740,125		\$711,637,393	24,997,441
Gross exports.....		\$701,948,313	\$743,646,553
		\$736,634,834	

Exports and Imports of the United States, by Countries.—1876-1878.

	1876.		1877.		1878.	
	EXPORTS FROM U. S.	IMPORTS TO U. S.	EXPORTS FROM U. S.	IMPORTS TO U. S.	EXPORTS FROM U. S.	IMPORTS TO U. S.
Argentine Republic	\$1,585,052	\$3,602,736	\$1,226,782	\$3,449,30 ⁹	\$2,152,109	\$4,948,016
Austria	1,555,519	949,869	2,668,546	414,020	2,831,254	272,250
Belgium	16,776,140	5,441,478	18,832,059	5,079,149	23,537,581	3,932,842
Brazil	7,346,380	45,446,381	7,581,813	43,498,041	8,686,704	42,968,975
Central American States (Nicara- gua, Guatema- la, Costa Rica, Honduras, and Salvador).....	929,841	1,597,515	960,730	2,678,672	1,254,757	2,963,996
Chili	2,199,410	755,222	2,227,551	689,368	1,989,961	670,466
China & Hong Kong	4,729,892	12,847,633	4,937,706	12,301,684	6,867,255	18,120,483
Denmark and Dan- ish West Indies	1,562,182	365,215	4,079,981	293,533	4,049,797	345,010
France	39,722,702	50,595,577	45,139,918	47,556,292	55,319,138	43,378,870
French Posses- sions in Africa	273,943	76,976	314,451	48,107	374,672	109,229
French West Indies and French Guiana	1,499,851	1,857,668	1,407,578	2,322,653	1,590,665	2,876,903
Germany	50,629,072	35,319,462	58,107,433	32,509,365	54,809,845	34,790,103
Great Britain	336,052,050	123,373,281	345,961,055	113,734,258	387,430,730	107,290,677
Canada and Brit- ish N. American Provinces.....	35,004,131	29,010,251	39,374,180	24,277,378	38,284,421	25,357,802
British West In- dies, British Honduras, and British Guiana	10,212,825	4,534,929	9,603,035	9,729,987	9,582,371	7,788,993
British East In- dies.....	364,135	12,809,937	865,640	10,725,619	888,841	12,081,595
Gibraltar and British Posses- sions in Africa.	3,294,493	1,050,602	3,964,807	1,063,476	4,715,151	1,270,453
British Posses- sions in Austr- lasia	3,955,955	1,455,649	5,885,467	1,476,238	6,771,295	1,185,905
Greece.....	143,235	560,411	196,628	523,128	4,890,326	276,445
Hayti and San Domingo.....	5,506,787	3,196,032	4,566,474	3,298,576	4,818,966	3,213,298
Hawaiian Islands..	769,662	1,376,681	1,272,949	2,550,335	1,736,099	2,678,830
Italy.....	7,787,475	7,628,362	8,494,668	7,105,230	8,741,100	6,711,006
Japan.....	1,099,696	15,470,047	1,252,346	13,687,061	2,246,827	7,446,547
Liberia.....	156,187	78,251	124,680	57,470	104,902	80,153
Mexico.....	6,200,572	5,150,572	5,893,494	5,204,264	7,460,704	5,251,502
Netherlands.....	12,243,108	2,438,257	10,568,335	2,547,119	13,300,047	2,774,934
Dutch West In- dies and Dutch Guiana.....	872,996	671,726	984,630	690,694	689,377	624,934
Dutch East In- dies.....	633,612	5,989,628	2,667,893	4,511,214	1,456,362	4,568,515
Peru.....	1,032,898	1,426,043	1,300,552	1,479,511	1,005,638	1,531,591
Portugal.....	3,247,812	573,688	2,380,764	524,826	4,011,541	429,447
Portuguese Pos- sessions... ..	205,130	67,928	452,915	78,514	647,108	61,203
Russia and Russian Possessions....	11,923,833	1,112,152	4,424,430	618,534	11,106,931	671,320
Spain.....	10,147,720	3,399,863	10,473,476	3,280,836	8,205,466	3,265,646
Cuba	12,848,470	56,007,866	13,371,578	65,828,395	11,989,263	56,901,332
Porto Rico.....	1,815,956	4,173,794	2,089,585	4,405,752	1,553,789	4,800,817
Other Spanish Possessions	191,664	5,638,508	182,021	7,366,857	233,045	8,093,664
Sweden and Norway	1,466,121	347,945	3,056,769	243,562	2,807,560	137,756
Turkey	3,390,629	439,647	9,338,501	429,017	1,413,161	558,091
U. S. of Colombia..	4,052,014	5,034,273	4,020,909	5,023,326	4,495,322	5,848,043
Uruguay.....	1,137,593	1,804,552	1,100,387	2,195,278	1,093,432	2,437,102
Venezuela.....	2,870,993	5,516,789	2,814,041	7,000,801	2,804,665	7,310,297
All other Countries	2,112,403	1,183,794	1,619,093	825,677	1,958,250	971,493

INTEREST LAWS IN THE UNITED STATES.

[Compiled from the latest State and Territorial Statutes.]

Laws of each State and Territory regarding Rates of Interest and Penalties for Usury, with the Law or Custom as to Days of Grace on Notes and Drafts.

STATES AND TERRITORIES.	Legal Rate of Interest	Rate Allowed by Contract.	PENALTIES FOR USURY.	Grace or No Grace.
	pr. ct.	per cent.		
Alabama.....	8	8	Forfeiture of entire interest.	Grace.
Arizona.....	10	Any rate.	None.	Grace.
Arkansas.....	6	10	Forft. of principal and interest.	No statute.
California.....	10	Any rate.	None.	No grace.
Colorado.....	10	Any rate.	None, except of excess.	Grace.
Connecticut.....	6	6	Forfeiture of principal.	Grace.
Dakota.....	6	12	Forfeiture of interest.	Grace.
Delaware.....	6	6	Forfeiture of principal.	Grace.
Dist. of Columb.	6	10	Forfeiture of entire interest.	Grace.
Florida.....	8	Any rate.	None.	No statute.
Georgia.....	7	Any rate.	None.	Grace.
Idaho.....	10	24	Fine of \$100 or imprisonment.	No grace.
Illinois.....	6	8	Forfeiture of entire interest.	Grace.
Indiana.....	6	10	Forfeiture of excess of interest.	Grace.
Iowa.....	6	10	Forfeit. of 10 pr. ct. on amount.	Grace.
Kansas.....	7	12	Forfeiture of excess of interest.	Grace.
Kentucky.....	6	10	Forfeiture of entire interest.	Grace.
Louisiana.....	5	8	Forfeiture of entire interest.	Grace.
Maine.....	6	Any rate.	None.	Grace.
Maryland.....	6	6	Forfeiture of excess of interest.	Grace.
Massachusetts..	6	6	Threefold amount of interest.	Grace.
Michigan.....	7	10	None.	Grace.
Minnesota.....	7	12	Forfeiture of excess over 12 p.c.	Grace.
Mississippi.....	6	10	Forfeiture of excess of interest.	Grace.
Missouri.....	6	10	Forfeiture of entire interest.	Grace.
Montana.....	10	Any rate.	None.	No grace.
Nebraska.....	10	12	Forfeiture of interest and cost.	Grace.
Nevada.....	10	Any rate.	None.	Grace.
New Hampshire.	6	6	Forfeiture of thrice the excess.	Grace.
New Jersey..	6	6	Forfeiture of entire interest.	Grace.
New Mexico.....	6	12	Forfeiture of entire interest.	No statute.
New York.....	6	6	Forfeiture of principal and int.	Grace.
North Carolina..	6	8	Forfeiture of entire interest.	Grace.
Ohio.....	6	8	Forfeiture of excess above 6 p.c.	Grace.
Oregon.....	10	12	Forfeiture of principal and int.	Grace.
Pennsylvania...	6	6	Forfeiture of excess of interest.	Grace.
Rhode Island...	6	Any rate.	None.	Grace.
South Carolina..	7	Any rate.	None.	Grace.
Tennessee.....	6	6	Forfeit. of exc. int. & \$100 fine.	Grace.
Texas.....	8	12	None.	Grace.
Utah.....	10	Any rate.	None.	Grace.
Vermont.....	6	6	Forfeiture of excess of interest.	Grace.
Virginia.....	6	8	Forfeiture of excess over 6 p. c.	Grace.
Washington Ter.	10	Any rate.	None.
West Virginia...	6	6	Forfeiture of excess of interest.	Grace.
Wisconsin.....	7	10	Forfeiture of entire interest.	Grace.
Wyoming.....	12	Any rate.	None.	Grace.

IMMIGRATION INTO THE UNITED STATES, 1820-1879.

PRIOR to the year 1820, no statistics of immigration were officially kept. By the act of Congress of March 2d, 1819, Collectors of Customs were required to keep a record and make a quarterly return to the Treasury of all passengers arriving in their respective districts from foreign ports; and these reports, published from time to time by the officers of the Treasury Department, constitute the sources of information as to the growth and progress of immigration. The total number of foreign-born passengers arriving at the ports of the United States, in the several years from 1820 to 1870 inclusive, is given below.

Year.	Total Immigration.	Year.	Total Immigration.
1820.....	8,385	1850.....	369,980
1821.....	9,127	1851.....	379,466
1822.....	6,911	1852.....	371,603
1823.....	6,354	1853.....	368,645
1824.....	7,912	1854.....	427,833
1825.....	10,199	1855.....	200,887
1826.....	10,837	1856.....	200,436
1827.....	18,875	1857.....	251,306
1828.....	27,382	1858.....	123,126
1829.....	22,520	1859.....	121,282
1830.....	23,322	1860.....	153,640
1831.....	22,633	1861.....	91,920
1832.....	60,482	1862.....	91,987
1833.....	58,640	1863.....	176,282
1834.....	65,365	1864.....	193,416
1835.....	45,374	1865.....	249,061
1836.....	76,242	1866.....	318,494
1837.....	79,340	1867.....	298,358
1838.....	38,914	1868.....	297,215
1839.....	68,069	1869.....	395,922
1840.....	84,066	1870.....	378,796
1841.....	80,289	1871.....	367,789
1842.....	104,565	1872.....	449,483
1843.....	52,496	1873.....	437,004
1844.....	78,615	1874.....	277,593
1845.....	114,371	1875.....	209,036
1846.....	154,416	1876.....	182,027
1847.....	234,968	1877.....	140,020
1848.....	266,527	1878.....	174,688
1849.....	297,024	1879 (6 months, Jan. to June)	111,507
		Total.....	9,942,022

NOTE.—The above figures, from 1850 to 1878, are for calendar years—January 1st to December 31st. Other statements of immigration vary, being for fiscal years ending June 30th. Another source of variation is that some tables give the total number of aliens arriving in the United States; others what is called the *net* immigration only. As the latter is not ascertainable for all the years, the figures above given represent the total immigration of aliens in each year.

Chinese Immigration into the United States for each Calendar Year from 1855 to 1878, inclusive.

Year.	No.	Year.	No.	Year.	No.
1855.....	3,526	1864.....	2,795	1873.....	18,154
1856.....	4,733	1865.....	2,942	1874.....	16,651
1857.....	5,944	1866.....	2,385	1875.....	19,033
1858.....	5,128	1867.....	3,863	1876.....	16,879
1859.....	3,457	1868.....	10,684	1877.....	10,379
1860.....	5,467	1869.....	14,902	1878.....	8,468
1861.....	7,518	1870.....	11,943	1879 (Jan. to June)	7,417
1862.....	3,633	1871.....	6,039		
1863.....	7,214	1872.....	10,642	Total.....	209,226

NOTE.—The statement is made that nearly one half of all the Chinese who have arrived in the United States have returned to their native country.

AMOUNT OF PAPER MONEY IN THE UNITED STATES.

[From the Report of the Comptroller of the Currency, December, 1879.]

THE subjoined table exhibits, by denominations, the amount of national-bank and legal-tender notes outstanding on November 1, 1879:

DENOMINATIONS.		Amount of National- bank notes.	Amount of Legal- tenders.	Total.
1	Ones.....	\$3,567,200	\$19,320,302	\$22,887,502
2	Twos.....	2,092,498	18,933,365	21,030,863
3	Fives.....	97,911,820	61,611,033	159,522,853
4	Tens.....	109,736,240	71,711,318	181,447,558
5	Twenties.....	72,652,160	68,793,773	141,445,933
6	Fifties.....	21,324,900	24,853,045	46,177,945
7	One hundreds.....	26,911,600	31,428,180	58,339,780
8	Five hundreds.....	641,500	22,446,500	23,088,000
9	One thousands.....	283,000	22,823,500	23,111,500
10	Five thousands.....	3,250,000	3,250,000
11	Ten thousands.....	2,500,000	2,500,000
12	Fractions of notes not presented or destroyed.....	13,586	13,586
Totals.....		\$335,134,504	\$347,681,016	\$682,815,520
Deduct for legal-tenders destroyed in Chicago fire.....		1,000,000	1,000,000
Balances.....		\$335,134,504	\$346,681,016	\$681,815,520

The aggregate amount of national bank notes in circulation Nov. 1, 1878, was \$319,652,121, as against \$335,134,504 on Nov. 1, 1879, thus showing an increase of \$15,482,383. The aggregate of legal-tender notes (greenbacks) outstanding was precisely the same Nov. 1, 1879, as it was one year preceding. The total amount of paper money Nov. 1, 1878, was \$666,383,137; Nov. 1, 1879, \$681,815,520.

Section 5175 of the Revised Statutes provides "that not more than one sixth part of the notes furnished to any association shall be of a less denomination than five dollars, and that after specie payments are resumed no association shall be furnished with notes of a less denomination than five dollars."

In view of this provision, the printing of one and two dollar notes was discontinued on November 1, 1878.

Table, by States, of the Aggregate Deposits of Savings-Banks, with the Number of their Depositors and the Average Amount Due to Each in 1878 and 1879.

STATES.	1877-'78.			1878-'79.		
	Number of de- positors.	Amount of deposits.	Average to each deposit'r.	Number of de- positors.	Amount of deposits.	Average to each depositor
Maine.....	88,661	\$ 25,708,472	\$ 303 00	77,978	\$ 21,164,503	\$ 297 00
N. Hampshire.	94,967	28,789,549	303 19	87,279	26,282,136	301 13
Vermont.....	27,690	6,722,691	242 78	27,872	6,753,105	242 29
Massachusetts	739,757	244,596,614	330 64	674,251	209,860,631	311 25
Rhode Island.	89,475	48,103,119	537 61	82,893	42,806,657	516 41
Connecticut ..	204,575	77,214,372	377 43	199,795	72,515,468	362 95
New York....	844,550	312,823,058	370 40	810,017	299,074,639	369 22
New Jersey...	63,447	16,353,275	257 74	61,662	15,194,562	260 41
Pennsylvania .	*68,000	17,923,825	263 59	74,354	19,923,951	267 96
Maryland.....	*50,450	19,739,206	391 26	*54,506	19,981,366	366 63
District of Col.	3,928	382,905	97 48	3,845	280,609	72 98
Louisiana	5,978	1,932,330	323 24	6,008	2,009,835	334 52
Ohio.....	*22,340	8,623,245	386 00	*22,340	8,796,811	393 76
California.....	*96,967	70,984,764	732 05	85,913	57,846,025	672 53
Totals.....	2,400,785	879,897,425	366 50	2,268,707	802,490,298	353 72

* Estimated.

**CONDITION OF THE UNITED STATES NATIONAL BANKS,
1873-1879.**

From the Report of the Comptroller of the Currency, December, 1879

The following table exhibits the resources and liabilities of the national banks in operation at corresponding dates for the last seven years:

	Sept. 12, 1873.	Oct. 2, 1874.	Oct. 1, 1875.	Oct. 2, 1876.	Oct. 1, 1877.	Oct. 1, 1878.	Oct. 2, 1879.
	1,976 banks.	2,004 banks.	2,087 banks.	2,089 banks.	2,080 banks.	2,053 banks.	2,048 banks.
RESOURCES.	Millions.	Millions.	Millions.	Millions.	Millions.	Millions.	Millions.
Loans.....	944.2	954.4	984.7	931.3	891.9	831.0	878.5
Bonds for circulation..	388.3	383.3	370.3	337.2	336.8	347.6	357.3
Other U. S. bonds.....	23.6	28.0	28.1	47.8	45.0	94.7	71.2
Other stocks, bonds, etc.	23.7	27.8	33.5	34.4	34.5	36.9	39.7
Due from other banks.	149.5	134.8	144.7	146.9	129.9	133.9	167.3
Real estate.....	34.7	38.1	42.4	43.1	45.2	46.7	47.8
Specie.....	19.9	21.2	8.1	21.4	22.7	30.7	42.2
Legal-tender notes...	92.4	80.0	76.5	84.2	66.9	64.4	69.2
National-bank notes...	16.1	18.5	18.5	15.9	15.6	16.9	16.7
Clearing-house ex- changes.....	100.3	109.7	87.9	100.0	74.5	82.4	113.0
U. S. certificates of de- posit.....	20.6	42.8	48.8	29.2	33.4	32.7	26.8
Due from U. S. Treas- urer.....		20.3	19.6	16.7	16.0	16.5	17.0
Other resources.....	17.3	18.9	19.1	19.1	28.7	24.9	22.1
Totals.....	1,830.6	1,877.2	1,882.2	1,827.2	1,741.1	1,767.3	1,868.8
LIABILITIES.							
Capital stock.....	491.0	493.8	504.8	499.8	479.5	466.2	454.1
Surplus fund.....	120.3	129.0	134.4	132.2	122.8	116.9	114.8
Undivided profits.....	54.5	51.5	53.0	46.4	41.5	40.9	41.3
Circulation.....	340.3	334.2	319.1	292.2	291.9	301.9	313.8
Due to depositors.....	640.0	633.8	679.4	666.2	630.4	668.4	736.9
Due to other banks..	173.0	175.8	179.7	179.8	161.6	165.1	201.2
Other liabilities.....	11.5	9.1	11.8	10.6	10.4	7.9	6.7
Totals.....	1,830.6	1,877.2	1,882.2	1,827.2	1,741.1	1,767.3	1,868.8

**AGGREGATE BANKING CAPITAL AND DEPOSITS IN THE
UNITED STATES, JUNE, 1879,**

COMPARED WITH 1876, 1877, AND 1878.

[From the Report of the Comptroller of the Currency, Dec., 1879.]

Years.	National banks			State banks, private bank- ers, etc.			Savings banks with capital.			Savings banks without capital.			Total.		
	Number.	Capital— millions.	Deposits— millions.	Number.	Capital— millions.	Deposits— millions.	Number.	Capital— millions.	Deposits— millions.	Number.	Deposits— millions.	Number.	Capital— millions.	Deposits— millions.	
1876.....	2,091	500.4	713.5	3,803	214.0	480.0	26	5.0	37.2	691	844.6	6,611	719.4	2,075.3	
1877.....	2,078	481.0	768.2	3,799	218.6	470.5	26	4.9	38.2	676	843.2	6,579	704.5	2,120.1	
1878.....	2,056	470.4	677.2	3,709	202.2	413.3	23	3.2	26.2	668	803.3	6,456	675.8	1,920.0	
1879.....	2,948	455.3	713.4	3,639	197.0	397.0	29	4.2	36.1	644	747.1	6,360	656.5	1,893.5	

ESTIMATED AMOUNT OF GOLD AND SILVER AND PAPER MONEY IN CIRCULATION IN 24 COUNTRIES, AT THE LATEST DATES.

[NOTE.—The Years in the Table refer to the latest Census or estimate of population.]
 [From the Annual Report of the Director of the Mint of the United States, December, 1879.]

Countries.	Year.	Popula- tion.	Paper.	Specie.			Total.	Total Paper and Specie.	Per Capita.		
				Gold.	Silver, full Legal Tender.	Silver, Limited Tender.			Dollars.	Dollars.	Paper.
1. Austria *	1869	35,904,435	Dollars. 322,938,854	Dollars. 43,200,000	Dollars. 27,360,000	Dollars.	Dollars. 270,560,000	Dollars. 393,498,854	\$ 9 00	\$ 1 96	\$ 10 96
2. Australia.	1879	2,600,000	21,604,936	h45,000,000	h5,000,000	h50,000,000	71,604,936	8 31	19 23	27 54
3. Belgium	1876	5,336,185	58,419,000	110,000,000	55,438,000	8,562,000	e174,000,000	232,419,000	10 95	32 60	43 55
4. Brazil *	1872	10,108,291	91,000,000	(k)	91,000,000	9 00
5. Canada	1871	3,602,321	29,047,742	e6,291,285	h4,000,000	h4,000,000	10,291,285	39,339,027	8 06	2 86	10 92
6. Colombia *	1870	2,951,311	1,895,343	700,000	4,700,000	6,595,343	65	1 59	2 24
7. Denmark	1870	1,912,142	18,900,000	h20,000,000	24,863,000	43,763,000	9 88	13 00	22 88
8. France.	1876	36,905,788	466,755,000	733,400,000	366,700,000	59,144,850	e1,159,244,850	1,625,999,850	12 65	31 41	44 06
9. Germany	1875	42,727,360	229,596,220	328,168,462	113,288,000	101,651,957	543,108,419	772,704,639	5 38	12 71	18 08
10. Great Britain	1871	31,628,338	e209,148,875	618,619,043	711,995,211	921,144,086	6 61	22 50	29 11
11. Greece *	1870	1,457,894	12,890,000	h4,500,000	7,500,000	20,390,000	8 85	4 80	13 65
12. Italy *	1871	26,801,154	b135,000,000	h17,000,000	37,000,000	172,000,000	5 04	1 38	6 42
13. Japan *	1874	33,623,319	143,000,000	h30,000,000	h10,000,000	h40,000,000	183,000,000	4 25	1 18	5 43
14. Mexico.	1871	9,276,079	1,500,000	h10,000,000	h50,000,000	51,500,000	16	5 39	5 55
15. Netherlands	1869	3,579,529	73,230,000	20,000,000	57,600,000	380,000	77,980,000	151,210,000	20 46	21 78	42 24
16. Norway	1875	1,806,900	10,300,000	h10,000,000	11,200,000	21,500,000	5 70	6 20	11 90
17. Peru *	1876	2,699,945	13,098,820	70,000,000	h1,819,333	h1,882,018	14,980,838	4 85	6 97	11 82
18. Portugal	1875	4,745,024	29,529,000	g15,000,000	g85,000,000	114,529,000	6 22	18 00	24 22
19. Russia *	1876	86,952,347	587,907,562	h108,000,000	h2,500,000	h110,500,000	698,407,562	6 76	1 27	8 03
20. Spain	1870	16,222,814	d33,795,000	a130,000,000	g40,000,000	g200,000,000	233,795,000	2 08	12 33	14 41
21. Sweden	1876	4,429,713	d11,680,000	h15,000,000	18,120,000	29,800,000	2 64	4 09	6 73
22. Switzerland	1870	2,759,854	21,300,000	60,000,000	30,000,000	e94,700,000	116,000,000	7 72	34 31	42 03
23. Turkey *	f31,669,147	f100,000,000	(k)	100,000,000	3 16
24. United States	1879	f47,000,000	683,943,799	305,750,497	45,206,370	776,250,156	427,206,852	1,111,150,651	14 55	9 09	23 64
Total	446,699,890	3,306,480,151	2,685,691,372	808,912,303	415,268,130	3,909,851,635	7,200,331,786	7 40	8 75	16 15

a Report of Silver Commission. b Economist. c Bankers' Magazine. d American Almanac. e A. nex to Report of the French Chamber of Deputies.
 f Estimated. g Includes limited tender. h. Estimated from coinage and bank reserve, imports, and exports. i Bank reserve. k Nominal.
 l Includes 8,500,000 trade dollars.
 * The countries marked with a star are under a suspension of specie payments.

Gold and Silver of Domestic Production deposited at the Mints and Assay Offices, from their organization to the close of the fiscal year ended June 30, 1879.

[From the Annual Report of the Director of the Mint, December, 1875.]

LOCALITY.	Gold.	Silver.	Total.
Alabama	\$219,120 16	\$219,120 16
Alaska.....	24,021 57	24,021 57
Arizona	2,097,822 31	\$1,125,394 26	3,223,216 57
California.....	694,940,153 93	1,373,703 54	696,313,857 47
Colorado.....	32,216,588 70	18,926,099 15	51,142,687 85
Dakota.....	4,485,090 80	17 00	4,485,107 80
Georgia.....	7,608,250 95	409 47	7,608,660 42
Idaho.....	23,626,870 38	624,295 64	24,251,166 02
Iowa.....	192 58	468 00	660 58
Kansas.....	956,859 10	956,859 10
Lake Superior.....	123 99	3,302,790 97	3,302,914 96
Maryland.....	402 12	402 12
Massachusetts.....	917 56	917 56
Michigan.....	1,196 87	1,196 87
Montana.....	46,883,238 09	3,108,401 80	49,991,639 89
Nebraska.....	46,832 56	749,730 71	796,563 27
Nevada.....	13,914,060 70	67,019,788 51	80,933,849 21
New Hampshire.....	11,020 55	11,020 55
New Mexico.....	1,478,434 86	1,796,517 32	3,274,952 18
North Carolina.....	10,527,691 53	45,202 15	10,572,893 68
Oregon.....	14,831,144 23	3,232 12	14,834,376 35
South Carolina.....	1,389,983 60	14 92	1,389,998 52
Tennessee.....	82,267 95	82,267 95
Utah.....	418,104 42	8,409,253 16	8,827,357 58
Vermont.....	10,981 27	10,981 27
Virginia.....	1,663,345 63	1,663,345 63
Washington Territory.....	174,430 13	174,430 13
Wyoming.....	699,645 77	11,793 86	711,439 63
Refined bullion.....	182,893,971 74	39,819,254 95	222,713,226 69
Parted from silver.....	12,525,250 35	12,525,250 35
Contained in silver.....	9,321,107 50	9,321,107 50
Parted from gold.....	6,594,091 58	6,594,091 58
Contained in gold.....	517,645 58	517,645 58
Other sources.....	10,051,693 06	11,858,636 90	21,910,329 96
Total.....	\$1,073,098,700 53	\$165,288,856 02	\$1,238,387,556 55

Gold and Silver Production of the United States during the Fiscal Year, 1879.

[Estimate from the Annual Report of the Director of the Mint, December, 1879.]

LOCALITY.	Gold.	Silver.	Total.
California.....	\$17,600,000	\$2,400,000	\$20,000,000
Nevada.....	9,000,000	12,560,000	21,560,000
Colorado.....	3,225,000	11,700,000	14,925,000
Montana.....	2,500,000	2,225,000	4,725,000
Idaho.....	1,200,000	650,000	1,850,000
Utah.....	575,000	6,250,000	6,825,000
Arizona.....	800,000	3,550,000	4,350,000
New Mexico.....	125,000	600,000	725,000
Oregon.....	1,150,000	20,000	1,170,000
Washington.....	75,000	20,000	95,000
Dakota.....	2,420,000	10,000	2,430,000
Michigan (Lake Superior).....	780,000	780,000
North Carolina.....	90,000	90,000
Georgia.....	90,000	90,000
Other sources.....	50,000	47,000	97,000
Total.....	\$38,900,000	\$40,812,000	\$79,712,000

Estimated Annual Production of the Precious Metals Throughout the World, A.D. 1878.

[Prepared for the American Almanac by David M. Balfour, of Boston.]

AMERICA.

COUNTRIES	Gold.	Silver.	Total.	COUNTRIES	Gold.	Silver.	Total.
	\$	\$	\$		\$	\$	\$
British Columbia...	3,000,000	3,000,000	Buenos Ayres...	1,000,000	1,000,000	2,000,000
U. States..	36,000,000	47,000,000	83,000,000	Argentine Republic..	1,000,000	1,000,000	2,000,000
Mexico ...	1,000,000	15,000,000	16,000,000	Other countries	1,000,000	1,000,000	2,000,000
Central America	10,000,000	1,000,000	11,000,000				
Colombia.	10,000,000	1,000,000	11,000,000	Total ...	70,000,000	76,000,000	146,000,000
Brazil	4,000,000	1,000,000	5,000,000				
Peru.....	1,000,000	5,000,000	6,000,000				
Chili.....	2,000,000	3,000,000	5,000,000				

EUROPE.

COUNTRIES	Gold.	Silver.	Total.	COUNTRIES	Gold.	Silver.	Total.
	\$	\$	\$		\$	\$	\$
Russia....	17,000,000	1,000,000	18,000,000	Other countries	1,000,000	1,000,000	2,000,000
Austria...	2,000,000	1,000,000	3,000,000				
Prussia ...	1,000,000	1,000,000	2,000,000	Total ...	23,500,000	7,000,000	30,500,000
France ...	1,500,000	2,000,000	3,500,000				
Spain.....	1,000,000	1,000,000	2,000,000				

ASIA, Etc.

COUNTRIES	Gold.	Silver.	Total.	COUNTRIES	Gold.	Silver.	Total.
	\$	\$	\$		\$	\$	\$
Japan	1,500,000	1,000,000	2,500,000	Australia.	18,000,000	2,000,000	20,000,000
Borneo....	5,000,000	5,000,000	New Zealand....	8,000,000	1,000,000	9,000,000
China.....	2,000,000	2,000,000	Africa....	5,000,000	1,000,000	6,000,000
Archipelago	6,000,000	5,000,000	11,000,000	Oceania..	1,000,000	1,000,000	2,000,000
Total...	14,500,000	6,000,000	20,500,000	Gr'd total.	140,000,000	94,000,000	234,000,000

THE following statement will exhibit the amount of the precious metals estimated to have been obtained from the surface and mines of the earth from the earliest times to the close of 1879 :

[Estimate based, in part, upon a work on "Gold and Silver," by the Russian Councillor Otreschkoff, published in 1856.]

PERIOD.	Gold.	Silver.	Total.
A. C.....	\$1,415,000,000	\$2,913,000,000	\$4,328,000,000
A.D. to 1492.....	3,842,374,000	521,000,000	4,363,374,000
1493 to 1842.....	2,726,000,000	5,800,000,000	8,526,000,000
1843 to 1852.....	907,000,000	450,000,000	1,357,000,000
1853 to 1862.....	2,220,000,000	560,000,000	2,780,000,000
1863 to 1879.....	2,958,000,000	1,071,000,000	4,029,000,000
Grand Total.....	\$14,068,374,000	\$11,315,000,000	\$25,383,374,000

NOTE.—Regarding this and all other estimates of the aggregate amount of the precious metals existing in the world at any period, it is only candid to state that they cannot rise above the domain of conjecture. Statistical science, even now in its infancy, was not born before the present century; and where no census even of the numbers of mankind existed, nothing could possibly be known regarding the amount of the precious metals.—EDITOR OF AMERICAN ALMANAC.

Estimate of the Aggregate Production of the Precious Metals in all Countries from 1493 to 1875.

[From A. Soetbeers' "Edelmetall-Produktion seit der Entdeckung Amerikas bis zur Gegenwart." Gotha: 1879.]

	Silver.	Gold.	Silver.	Gold.	Total.
	Kilogram's.	Kilogram's.	Dollars.	Dollars.	Dollars.
Germany.....	7,904,910	269,731,339	269,731,339
Austria-Hungary..	7,770,135	460,650	264,961,603	226,248,247	491,209,850
Various European Countries.	7,382,000	251,888,604	251,888,604
Russia.....	2,428,940	1,033,655	82,880,291	507,749,653	590,629,944
Africa.....	731,600	359,325,340	359,325,340
Mexico.....	76,205,400	265,040	2,600,280,659	130,174,396	2,730,455,055
New Granada.....	1,214,500	596,501,675	596,501,675
Peru.....	31,222,100	163,550	1,065,357,084	80,327,582	1,145,684,666
Potosi (Bolivia)....	37,717,600	294,000	1,286,999,947	144,398,100	1,431,398,047
Chili.....	2,609,000	263,600	89,024,298	129,467,140	218,491,438
Brazil.....	1,037,050	509,347,107	509,347,107
United States.....	5,271,500	2,026,100	179,874,123	995,126,015	1,175,000,138
Austria...	1,812,000	889,963,800	889,963,800
Various Countries.	2,000,000	151,600	68,244,000	74,458,340	142,702,340
	180,511,485	9,453,345	6,159,241,948	4,643,087,395	10,802,329,343

ESTIMATE OF GOLD AND SILVER PRODUCED IN THE UNITED STATES FROM 1845 TO 1879, INCLUSIVE.

[From Official Reports by the Director of the Mint of the United States.]

Year.	Gold.	Silver.	Total.	Year.	Gold.	Silver.	Total.
	Dollars.	From 1849 to 1858.	Dollars.		Dollars.	Dollars.	Dollars.
1845..	1,008,327		1,008,327	1864..	46,100,000	11,000,000	57,100,000
1846..	1,239,357		1,139,357	1865..	53,225,000	11,250,000	64,475,000
1847..	889,085	Estimated	889,085	1866..	53,500,000	10,000,000	63,500,000
1848..	10,000,000	product,	10,000,000	1867..	51,725,000	13,500,000	65,225,000
1849..	40,000,000	\$50,000 per	40,000,000	1868..	48,000,000	12,000,000	60,000,000
1850..	50,000,000	annum.	50,000,000	1869..	49,500,000	12,000,000	61,500,000
1851..	55,000,000		55,000,000	1870..	50,000,000	16,000,000	66,000,000
1852..	60,000,000	(The silver	60,000,000	1871..	43,500,000	23,000,000	66,500,000
1853..	65,000,000	mines of	65,000,000	1872..	36,000,000	28,750,000	64,750,000
1854..	60,000,000	the U. S.	60,000,000	1873..	36,000,000	35,750,000	71,750,000
1855..	55,000,000	were dis-	55,000,000	1874..	33,490,902	37,324,594	70,815,496
1856..	55,000,000	covered in	55,000,000	1875..	33,467,856	31,727,560	65,195,416
1857..	55,000,000	1859.)	55,000,000	1876..	39,929,166	38,783,016	78,712,182
1858..	50,000,000	\$500,000	50,500,000	1877..	46,897,390	39,793,573	86,690,963
1859..	50,000,000	100,000	50,100,000	1878..	51,206,360	45,281,385	96,487,745
1860..	46,000,000	150,000	46,150,000	1879..	38,899,858	40,812,132	79,711,990
1861..	43,000,000	2,000,000	45,000,000				
1862..	39,200,000	4,500,000	43,700,000	Total,			
1863..	40,000,000	8,500,000	48,500,000	35 yrs.	1,487,678,301	422,722,260	1,910,400,561

Coinage of the U. S. Mints during Fiscal Year ending June 30, 1879.

	Pieces.	Value.		Dollars.	Halves, Quarters, & Dimes.
Gold Coinage. ...	2,759,421	\$40,986,912	Silver Coinage...	27,227,500	387.50

Minor Coinage (Five, Three, Two, and One Cent pieces).....\$97,798 00
 Total Coinage.pieces, 39,608,471 ; Value, \$68,312,592 50.

HIGHEST AND LOWEST PRICES OF GOLD IN NEW YORK, 1862-1878.

[Compiled from the Commercial and Financial Chronicle.]

MONTH	1862.		1863.		1864.		1865.		1866.		1867.	
	H.	L.	H.	L.	H.	L.	H.	L.	H.	L.	H.	L.
Jan....	103¾	101¾	160¾	133⅝	159⅝	151½	234⅝	197¼	144¼	136¾	137⅞	132½
Feb....	104¾	102⅞	172½	152½	161	157½	216¾	196¾	140⅝	135¾	140⅝	135½
March..	102½	101⅞	171¾	139	19¾	159	201	148⅞	136½	124⅞	140⅝	133½
April..	102¼	101½	157⅞	145½	184¾	166¼	154½	143½	129½	125¼	141⅝	132½
May...	104⅞	102⅞	154¾	143½	190	168	145⅞	128⅞	141⅞	125⅞	138⅞	135
June..	109½	103½	148⅞	140½	250	193	147⅝	135¼	167¾	137½	138¾	136⅞
July...	120⅞	108¾	145	123¼	285	222	146⅞	138⅝	155¼	147	140⅝	138
Aug...	116¼	112½	129¾	122⅞	261¾	231½	145⅞	140¼	152⅞	146⅞	142½	139⅞
Sep....	124	116½	143⅞	126⅞	254½	191	145	142⅝	147⅞	143½	146⅞	141
Oct....	133½	122	153¾	140⅞	227¾	189	149	144⅞	154⅞	145½	145⅞	140¼
Nov...	133¼	129	151	143	260	210	148¾	145½	148⅞	137½	141½	138½
Dec....	134	128½	152¾	148½	243	212¾	148½	144½	141¼	131¼	137⅞	133
Year..	134	101⅞	172½	122⅞	285	151½	234⅝	128½	167¾	125⅞	146⅞	132½

MONTH	1868.		1869.		1870.		1871.		1872.		1873.	
	H.	L.	H.	L.	H.	L.	H.	L.	H.	L.	H.	L.
Jan....	142¼	133¼	136⅝	134⅝	123¼	119⅝	111¼	110½	110⅞	108½	114¼	111⅝
Feb....	144	139¾	136¼	130⅞	121½	115⅞	112¼	110¾	111	109½	115⅞	112⅞
March..	141¼	137⅞	132½	130⅞	116⅝	110¼	111⅞	110⅞	110⅝	109¾	118½	114⅞
April..	140⅞	137¾	134⅝	131⅞	115⅝	111½	111¾	110⅞	113¼	109⅞	119⅞	116¾
May...	140½	139⅞	144¾	134½	115½	113¾	112¼	111	114⅞	112⅞	118⅞	116⅞
June..	141¼	139⅞	139⅞	136½	114¾	110⅞	113⅞	111¾	114¾	113	118¼	115
July...	145¼	143⅞	137¾	134¼	122¼	111⅞	113¾	111¾	115¼	113½	116⅞	115
Aug...	150	143½	136½	131⅞	122	114¾	113⅞	111⅝	115⅝	112⅞	116¼	114⅞
Sep....	145⅞	141⅞	142½	129¾	116¾	112¼	115⅝	112¾	115⅞	112⅝	116⅞	110⅞
Oct....	140½	133¾	130	128¼	113¾	111⅞	115	111½	115¼	112¼	111¼	107¾
Nov...	137	132	123⅞	121⅞	113¾	110	112⅞	110⅞	114¼	111⅞	110½	106⅞
Dec...	136¾	134⅞	124	119½	111⅞	110⅞	1¼	108⅞	113½	111⅞	112⅞	108⅞
Year..	150	132	162½	119½	123¼	110	115⅞	108⅞	115⅝	108½	119⅞	106⅞

MONTH.	1874.		1875.		1876.		1877.		1878.	
	H.	L.	H.	L.	H.	L.	H.	L.	H.	L.
January.....	112⅞	110⅞	113⅞	111¾	113¼	112⅞	107⅞	105¼	102⅞	101¼
February.....	113	111⅞	115⅞	113¼	114⅞	112¾	106⅞	104⅞	102⅞	101⅞
March.....	113⅞	111¼	117	114⅞	115	113¾	105⅞	104¼	102	100¾
April.....	114⅞	111¾	115½	114	113⅞	112½	107⅞	104¾	101¼	100⅞
May.....	113⅞	111⅞	116⅞	115	113¼	112¼	107⅞	106¼	101¼	100⅞
June.....	112¼	110½	117½	116¼	113	111⅞	106⅞	104¾	101	100⅞
July.....	110⅞	109	117¼	111¾	112⅞	111⅞	105⅞	105⅞	100¼	100⅞
August.....	110¼	109¼	114¾	112⅞	112⅞	109¾	105½	103⅞	100¼	100⅞
September.....	110¼	109⅞	117⅞	113¾	110⅞	109¼	104	102⅞	100½	100⅞
October.....	110⅞	109¾	117⅞	114½	113¼	108⅞	103⅞	102½	100⅞	100¼
November.....	112⅞	110	116⅞	114⅞	110⅞	108⅞	103⅞	102½	100½	100⅞
December.....	112⅞	110½	115¼	112⅞	109	107	103⅞	102½	100⅞	100
Year.....	114⅞	109	117⅞	111¾	115	107	107⅞	102½	102⅞	100

NOTE.—Specie payment resumed January 1, 1879, after a suspension of nearly 18 years.

PRICES OF ACTIVE STOCKS—(Continued).

NAME OF STOCK.	1869.		1870.		1871.		1872.		1873.		1874.		1875.		1876.		1877.		1878.		1879.	
	H.	L.	H.	L.	H.	L.	H.	L.	H.	L.	H.	L.	H.	L.	H.	L.	H.	L.	H.	L.	H.	L.
Adams Express.....	69½	48	69	60¾	91½	64½	99%	88¾	100¼	76	120	92½	104½	98	114	100	105	91	109¼	98	110	100
American Express.....	40%	40%	+	+	7	7	+	+	70¼	41	65½	58½	65	50	67	55	60¼	43¼	52½	46	50	45
Atlantic and Pacific Tel. " pref.	37¼	35	38%	10	22	10¼	18	33¼	7	1	25	15½	42%	29
Central of New Jersey..	122½	85¾	110¾	92	115	100	113½	98	106½	85	109½	98	120	99½	109%	20%	37¾	6	45¼	13½	89½	38
Chicago and Northwest'n " pref.	94	63	85½	67	91½	53	190	66%	85	31½	62¾	34¾	48%	33%	45¾	35½	43%	15	55¼	32%	94½	49%
Chicago and Rock Island.	106¼	73½	92½	80¼	125	81¾	94½	83¾	116	53	74¾	48	62¾	46	67½	55½	69½	37¾	79½	59¾	108	76%
Chicago, Mil. and St. Paul " pref.	133%	101¼	125¼	101¾	126	95½	117¼	105	117¾	83¼	109¾	92½	109¾	100%	111½	98¼	105½	82½	122	98¾	149½	119
Col., Chicago and I. C....	84%	60	75	52¾	64%	48¾	64½	52	62¼	21½	49¾	31¼	40½	28%	46%	18%	42½	11	54¾	27½	82½	34¾
Delaware, Lack. and West.	96½	74	89¼	71½	93	71¾	82%	72½	79½	43¾	74¾	48	67¼	51	84¾	49%	73	40%	84%	64	104¾	74¾
Erie.....	59	19	22½	15½	24%	15%	42¾	19¾	43%	15%	32%	8	9¾	3	6¼	2½	79	40½	23	5
Hannibal and St. Joseph.	120%	101¾	112½	100½	111¼	102%	112½	91	106	79½	112¾	99	123	106½	120%	64½	77	30%	61%	41	94	43
Lake Shore.....	48½	21	28¼	20¼	34¾	19	75	30%	69¼	35½	51¼	26	35½	12¼	23%	10½	15	7	22½	7%	49	21½
Michigan Central.....	139	90	121½	97	106	50½	57%	29	52½	15	34¼	22½	30¼	15¾	22½	7¾	15	4½	22%	10	41½	13¼
New York Central.....	168¾	123	150	129	135	117%	129¾	107½	139	90	134½	118¾	138	127½	145	130%	147	135
Ohio and Mississippi....	110%	75¼	102	84	116	84%	98¼	86%	97¾	57¼	84%	67%	80½	51¼	68%	43¾	73%	45	71%	55%	108	67
Pacific Mail.....	217%	145	126	116	126	114	120	113	111	65	95½	68½	82¼	53	65½	34%	74¼	35%	75	58½	98	73¾
Pacific of Missouri.....	217%	154½	102½	86	103½	90%	101½	86%	97¾	77%	105%	95%	107¾	100	117½	96	109¼	85¼	115	103¾	139	112
Panama.....	39	22¼	41¾	23%	55	27¾	51¾	41¾	49%	21	36	21%	32¾	14¾	24%	5	11¾	2½	11¼	6¾	33¾	7¾
Quicksilver.....	123¾	42	46½	30¾	58¼	39½	102%	53	76%	24	51½	33%	45%	30%	39%	16¼	26¼	12%	23%	12½	39½	10¾
Wabash.....	348	183	175	70	75	49	60	54¾	60½	27½	48	29¾	55	7½	16	1½	130	80
Union Pacific.....	26	12	15½	4¼	32	5	49¼	25½	46½	18	36½	22¾	35	13	20¼	10½
United States Express....	86	42½	61%	42½	71%	48¾	79¾	66½	75¾	32%	55%	18%	21%	20	20½
Wells-Fargo Express....	78	48½	56	32	66	33¼	88½	28%	82	14¾	38¾	23	82¾	36	74½	57¾	73	59¾	73	61¼	95	17¾
Western Union Telegraph	37½	16	42¼	12¾	58¼	35	88	63	86	44¾	73	60	65	41½	76¾	49½	59¾	36	51¾	44	50	41½
	44%	32	46½	30½	71½	44%	82½	67½	94½	43%	83%	68	84%	70¾	80½	66%	84%	56	99¼	82½	100½	93½
																						88½

* Hudson River Railroad consolidated with New York Central. † No sales reported.

LOWEST AND HIGHEST PRICES OF COMMODITIES FOR FIFTY-THREE YEARS—1825-1878.

(Compiled from the Reports of the Secretary of the Treasury for 1863 and 1873, the Commercial and Financial Chronicle, Reports of the N. Y. Chamber of Commerce, and the N. Y. Shipping List and Price Current.)

NOTE.—In the American Almanac and Treasury of Facts for 1878, pp. 278-9, appeared a table of prices compiled on the basis of the average price of each article in New York, the 1st of January of each year. Such a table, however useful, fails to give the data which are important in forming a judgment of the whole range of prices for each year. The following table, carefully compiled from the sources indicated, takes the prices of the twelve months in each year, selecting the highest and lowest quotation for each article. It is to be understood, where no mention of quality is made, that the price quoted is for the cheapest grade of each commodity.

The prices are those of the New York market.

Year.	Beef, Mess.		Butter.	Cheese.		Coal, Anthracite.		Coffee, Rio.		Corn.		Cotton, Upland.		Flour, West.		Hams.
	Bbl.		lb.	lb.	Ton.		lb.		Bush.		lb.		Bbl.		lb.	
	L.	H.	L. H.	L. H.	L.	H.	L.	H.	L.	H.	L.	H.	L.	H.	L.	H.
1825.	8 00	10 00	8 22	5 10	8 00	11 00	16 19	42	75	13	27	3 25	4 25	7 11		
1826.	8 00	10 00	13 18	6 12	11 00	12 00	14 17	62	83	9	14	4 25	5 75	8 11		
1827.	8 50	9 75	12 22	6 10	10 50	12 50	14 15	54	75	8	12	4 37	6 50	10 12		
1828.	8 50	10 00	13 18	4 7	10 00	12 00	12 15	46	62	9	13	4 56	8 00	8 11		
1829.	8 00	10 50	12 16	4 8	10 00	12 00	12 13	48	64	8	11	5 00	8 87	9 10		
1830.	7 62	10 00	12 16	5 8	7 00	12 00	10 12	48	65	8	13	4 75	6 00	9 11		
1831.	7 00	9 25	12 18	5 8	6 00	9 00	10 13	54	75	7	11	5 00	7 25	9 11		
1832.	8 37	10 75	12 18	5 7	8 50	16 00	12 14	50	87	7	12	5 60	7 00	9 11		
1833.	8 50	11 00	14 20	6 9	5 50	10 00	11 14	65	86	9	17	5 50	6 50	8 10		
1834.	8 50	16 00	12 17	5 9	5 50	6 50	11 12	53	75	10	16	4 81	5 75	8 10		
1835.	8 75	13 50	13 22	6 9	5 50	9 00	11 13	70	1 12	15	20	5 37	7 87	8 12		
1836.	9 25	13 50	10 26	7 12	7 00	11 00	11 13	83	1 12	12	20	6 87	10 25	9 17		
1837.	11 00	15 00	12 24	7 12	8 50	11 00	9 12	1 00	1 15	7	17	7 00	11 62	9 15		
1838.	14 00	16 00	17 27	6 10	7 00	9 50	9 12	76	1 00	9	12	7 00	9 00	10 15		
1839.	12 50	16 00	12 25	8 12	6 50	9 00	9 12	75	98	11	16	5 75	9 12	10 14		
1840.	9 75	14 75	12 21	5 9	6 00	8 50	9 12	46	63	8	10	4 62	6 50	4 10		
1841.	7 00	10 25	8 15	3 7	6 50	9 00	9 11	47	81	9	11	4 68	7 50	4 9		
1842.	6 25	8 25	9 15	5 9	5 00	9 00	6 10	54	68	7	9	4 25	6 37	4 9		
1843.	6 00	8 37	6 11	4 6	4 50	6 00	6 9	48	60	5	8	4 43	5 62	3 9		
1844.	5 00	6 75	8 14	3 7	4 25	6 00	6 7	43	54	5	9	4 25	5 00	3 9		
1845.	5 50	9 75	9 17	6 8	4 50	6 00	5 8	45	85	4	9	4 31	7 00	5 10		
1846.	6 25	8 50	10 17	6 8	5 00	7 00	6 8	55	80	6	9	4 00	6 00	5 11		
1847.	8 25	13 75	13 22	6 8	5 00	7 00	6 8	64	1 10	7	12	5 50	8 25	6 13		
1848.	7 75	13 00	13 20	5 8	4 50	6 00	5 8	52	78	5	8	5 25	6 62	5 11		
1849.	8 75	14 00	10 18	5 7	5 00	6 00	5 10	57	70	6	11	4 93	6 12	6 11		
1850.	8 00	9 75	12 18	4 8	5 00	7 00	7 14	55	72	11	14	4 93	6 25	6 11		
1851.	7 50	9 75	10 18	4 8	4 25	7 00	7 11	53	68	8	14	4 00	5 12	7 11		
1852.	8 25	17 00	15 29	6 9	5 00	7 00	7 10	62	78	8	10	4 25	6 00	8 10		
1853.	7 00	11 25	13 24	8 10	5 00	7 00	8 12	64	82	10	11	4 87	7 50	8 10		
1854.	8 00	13 00	15 24	6 12	6 00	7 50	8 12	76	98	8	10	7 25	10 75	7 11		
1855.	8 25	14 00	17 28	6 12	5 50	7 50	8 12	93	1 15	7	11	7 50	10 18	8 11		
1856.	8 00	12 00	13 28	6 11	5 50	6 50	9 12	48	94	9	12	5 20	8 31	9 11		
1857.	9 50	15 00	16 28	5 14	6 00	7 00	10 12	71	98	13	15	4 25	6 70	6 10		
1858.	9 00	12 00	13 25	3 10	5 00	6 00	9 12	58	1 03	9	13	3 75	5 25	9 13		
1859.	5 00	9 75	14 27	2 11	5 25	5 50	10 13	76	1 05	11	12	4 00	6 50	9 12		
1860.	4 50	5 50	10 21	9 12	5 50	6 00	11 15	64	95	10	11	4 25	5 50	10 13		
1861.	5 00	6 25	8 22	2 10	4 20	6 00	11 17	48	74	11	28	3 90	5 65	7 11		
1862.	5 00	10 75	10 26	4 13	4 25	8 50	10 33	50	75	20	68	4 20	5 85	5 9		
1863.	5 00	9 00	14 30	8 16	7 00	11 00	26 33	68	1 23	54	88	5 10	8 00	5 8		
1864.	5 00	16 00	21 48	12 27	9 00	15 00	33 52	1 25	1 97	72	1 90	7 15	11 75	11 17		
1865.	9 00	14 00	20 38	10 16	8 50	13 50	21 22	70	97	33	1 22	5 00	8 80	11 23		
1866.	11 00	21 50	25 60	5 23	8 50	13 00	18 21	80	1 32	32	52	5 25	11 70	11 22		
1867.	12 00	28 00	15 48	7 20	6 50	8 50	17 19	1 00	1 40	15	36	6 25	11 30	10 16		
1868.	11 00	24 75	28 60	7 19	6 50	11 50	16 17	1 01	1 41	16	33	5 50	9 75	11 18		
1869.	5 00	16 50	16 55	11 23	6 50	10 50	11 13	75	1 16	25	35	4 95	6 40	17 24		
1870.	5 00	16 00	18 46	5 18	4 50	8 50	11 13	76	1 15	15	26	4 50	6 05	9 14		
1871.	8 00	18 00	12 42	5 16	5 00	13 00	12 17	65	90	15	25	4 60	7 00	6 13		
1872.	4 00	12 00	20 39	10 19	3 75	6 25	16 19	61	80	18	25	5 25	6 80	6 9		
1873.	8 00	12 00	18 50	8 16	5 00	6 50	19 23	50	77	13	21	4 62	7 25	5 10		
1874.	8 25	11 50	18 39	12 17	4 55	5 55	16 28	53	84	15	19	4 25	7 00	8 11		
1875.	8 00	10 00	17 28	9 16	4 40	5 55	17 21	49	76	13	17	4 00	6 50	9 11		
1876.	8 50	11 00	15 33	8 13	3 75	5 55	16 20	38	49	11	13	4 00	6 00	7 13		
1877.	9 50	11 25	13 24	8 16	3 25	3 75	15 21	41	58	11	13	4 75	8 00	10 14		
1878.	9 00	13 50	6 20	3 14	2 75	4 50	14 19	45	60	9	12	3 75	5 50	7 12		

LOWEST AND HIGHEST PRICES OF COMMODITIES FOR FIFTY-THREE YEARS—1825-1878.

These tables of prices have been compiled upon the basis of selecting the leading articles entering into general consumption, whether as semi-luxuries or the necessaries of life. The prices quoted being those of the New York market, still wider variations would in some cases have been exhibited if other markets, near the centres of production of some leading staples, had been collated with these. The tables exhibit the violent fluctuations of the civil war period in the United States—1861-65—and the years of expansion immediately succeeding, in contrast with the general decline of the past few years, which has not yet reached, however, save in a few articles, the minimum prices which prevailed before the war.

Year.	Hops.		Iron, Bar.		Iron, Scotch Pig.		Lard.		Leather Hem.		Mackerel, No. 1.		Molasses, N. O.		Oats.									
	lb.		Ton.		Ton.		lb.		lb.		Bbl.		Gal.		Bush.									
	L.	H.	L.	H.	L.	H.	L.	H.	L.	H.	L.	H.	L.	H.	L.	H.								
1825....	13	25	85	00	120	00	35	00	75	00	7	10	21	25	5	00	5	75	28	43	26	40		
1826....	10	25	85	00	100	00	50	00	70	00	7	9	18	24	4	50	5	75	28	36	42	60		
1827....	8	18	77	00	95	00	50	00	55	00	7	10	17	24	4	75	6	12	31	39	31	56		
1828....	5	10	77	50	82	50	50	00	55	00	6	9	18	24	4	75	6	50	30	36	24	37		
1829....	4	11	72	50	82	50	40	00	55	00	4	6	18	23	4	87	6	00	27	33	27	46		
1830....	10	15	72	50	77	50	40	00	50	00	5	13	18	22	5	00	6	37	28	33	26	40		
1831....	8	17	70	00	80	00	40	00	47	50	8	11	19	24	5	50	6	75	25	34	27	48		
1832....	12	37	70	00	75	00	40	00	47	50	6	10	17	25	4	75	6	50	26	35	38	56		
1833....	17	38	71	00	75	00	37	50	47	50	7	11	16	20	6	25	7	00	27	36	30	48		
1834....	10	20	67	00	75	00	37	50	48	00	7	9	14	19	6	00	6	62	27	31	28	48		
1835....	11	19	67	50	75	00	38	00	42	50	7	11	14	20	6	00	8	25	26	36	33	75		
1836....	12	17	75	00	105	00	38	00	62	50	11	17	14	23	8	00	10	62	32	48	40	75		
1837....	5	9	85	00	105	00	40	00	70	00	6	15	15	24	8	00	10	75	32	45	40	75		
1838....	4	17	85	00	97	50	37	50	55	00	7	15	16	22	10	50	12	18	28	45	25	60		
1839....	15	18	82	50	95	00	37	50	45	00	8	15	17	25	12	00	14	62	26	36	30	60		
1840....	18	62	70	00	82	50	32	50	40	00	7	12	17	22	11	00	14	50	20	30	24	43		
1841....	12	40	60	00	75	00	32	00	37	50	6	9	19	22	12	00	14	75	20	28	37	50		
1842....	10	16	50	00	62	50	23	50	35	00	5	8	16	20	8	00	12	25	16	24	25	53		
1843....	6	12	55	00	60	00	22	50	32	00	5	8	15	18	7	62	11	00	18	31	27	34		
1844....	7	15	57	50	65	00	30	00	35	00	5	7	14	17	9	75	12	25	27	31	27	37		
1845....	12	33	62	50	85	00	30	00	52	50	6	8	14	16	11	50	14	00	22	37	29	51		
1846....	11	35	75	00	80	00	35	00	42	50	5	8	11	14	8	37	13	50	22	34	28	48		
1847....	8	15	70	00	77	50	30	00	42	50	6	11	11	18	8	12	11	75	30	38	39	65		
1848....	3	7	50	00	70	00	25	00	37	50	6	9	12	16	7	00	11	00	20	28	32	51		
1849....	6	17	40	00	55	00	22	50	27	50	6	8	13	17	8	12	13	50	20	32	33	49		
1850....	8	19	40	00	45	00	21	00	24	00	6	7	14	17	8	50	12	50	22	33	37	51		
1851....	24	63	33	50	41	00	19	00	25	00	7	10	13	16	8	50	11	75	28	33	65	80		
1852....	17	47	34	00	55	00	19	00	31	00	9	12	12	18	8	37	12	50	27	35	75	86		
1853....	18	40	55	00	75	00	28	50	38	00	9	12	17	21	11	50	16	00	26	33	41	52		
1854....	22	46	62	50	77	50	32	00	42	50	9	11	18	25	15	12	19	00	19	29	45	75		
1855....	5	27	55	00	65	00	26	50	37	00	9	12	19	25	18	50	22	00	23	40	42	82		
1856....	4	13	50	00	65	00	29	00	37	00	9	14	24	30	19	00	23	00	42	75	35	50		
1857....	3	12	52	00	62	50	28	00	37	50	10	16	25	33	19	00	22	00	35	80	40	66		
1858....	4	10	44	00	55	00	22	00	27	00	8	12	21	26	9	50	14	00	26	52	40	53		
1859....	8	18	42	50	50	00	22	00	31	50	10	12	20	27	15	25	16	75	36	51	36	58		
1860....	6	25	41	00	44	00	20	50	27	00	10	13	20	22	15	00	18	50	36	55	37	47		
1861....	6	32	38	00	50	00	20	00	24	50	8	10	17	22	7	50	14	75	30	55	30	47		
1862....	12	23	50	00	70	00	21	00	33	00	7	10	20	31	9	00	16	50	32	55	37	67		
1863....	15	30	65	00	76	00	32	50	45	00	9	12	26	32	15	50	18	50	35	62	53	90		
1864....	20	52	105	00	220	00	43	00	80	00	12	24	31	46	18	00	28	00	65	1	25	86	1	02
1865....	10	65	100	00	130	00	40	00	55	00	15	29	30	40	15	25	25	00	65	1	50	45	90	
1866....	25	70	94	00	115	00	42	00	55	00	12	22	30	39	20	00	26	00	66	1	25	55	85	
1867....	40	70	80	00	100	00	38	00	49	00	11	14	28	33	14	50	21	50	65	1	20	67	94	
1868....	5	55	80	00	95	00	35	00	45	75	12	20	25	30	14	25	22	50	60	1	05	Nominal.		
1869....	8	28	85	00	95	00	34	50	45	00	16	21	28	32	21	50	28	00	65	1	05	62	84	
1870....	3	27	70	00	90	00	31	00	37	00	12	18	27	31	27	00	30	00	65	1	20	52	69	
1871....	8	65	70	00	95	00	30	00	39	00	9	13	26	30	13	00	27	50	50	75	42	70		
1872....	20	75	85	00	120	00	33	50	61	00	7	10	27	31	10	00	25	00	48	86	42	57		
1873....	35	55	75	00	110	00	37	00	52	00	7	9	25	31	12	00	24	00	61	97	42	58		
1874....	22	45	55	00	80	00	33	00	45	00	8	16	28	30	8	50	22	00	60	85	38	53		
1875....	15	45	50	00	62	50	29	00	41	00	13	16	27	30	7	00	24	00	54	80	30	64		
1876....	15	37	40	00	54	00	27	50	34	00	12	14	21	29	11	50	23	00	50	68	28	35		
1877....	10	32	44	80	48	72	25	00	28	00	8	12	23	30	8	50	15	00	40	59	22	46		
1878....	6	8	42	50	45	00	21	50	26	50	6	9	19	23	9	00	20	00	36	50	29	45		

LOWEST AND HIGHEST PRICES OF COMMODITIES FOR FIFTY-THREE YEARS—1825-1878.

(Compiled from the Reports of the Secretary of the Treasury for 1863 and 1873, the Commercial and Financial Chronicle, Reports of the N. Y. Chamber of Commerce, and the N. Y. Shipping List and Price Current.)

NOTE.—In the American Almanac and Treasury of Facts for 1878, pp. 278-9, appeared a table of prices compiled on the basis of the average price of each article in New York, the 1st of January of each year. Such a table, however useful, fails to give the data which are important in forming a judgment of the whole range of prices for each year. The following table, carefully compiled from the sources indicated, takes the prices of the twelve months in each year, selecting the highest and lowest quotation for each article. It is to be understood, where no mention of quality is made, that the price quoted is for the cheapest grade of each commodity.

Year.	Pork, Mess.		Rice.		Salt, Liverpool.		Sugar, Raw.		Tobacco, Ky. Leaf.		Wheat.		Whiskey.		Wool.	
	Bbl.		100 lbs.		Sack.		lb.		lb.		Bush.		Gal.		lb.	
	L.	H.	L.	H.	L.	H.	L.	H.	L.	H.	L.	H.	L.	H.	L.	H.
1825..	12 00	14 75	2 00	4 00	2 37	3 00	6 11	3 9	75	1 06	25	31	30	38		
1826..	10 00	12 00	2 00	3 87	2 12	2 60	6 10	3 8	84	1 02	26	36	28	38		
1827..	11 25	15 25	2 50	4 00	2 15	2 35	6 10	3 6	90	1 25	25	35	20	30		
1828..	12 00	15 00	2 50	4 00	2 25	3 25	6 10	3 6	95	1 62	20	26	20	30		
1829..	11 00	13 75	2 50	3 75	2 12	3 00	5 9	5 7	1 00	1 75	20	26	18	27		
1830..	11 00	15 50	2 00	3 50	1 75	2 20	6 9	3 7	1 00	1 15	21	32	16	30		
1831..	12 00	15 25	2 50	4 00	1 75	2 25	4 7	3 6	1 06	1 35	27	37	20	35		
1832..	12 50	14 25	2 75	4 25	1 75	2 50	5 7	3 6	1 12	1 35	26	35	20	35		
1833..	12 50	17 00	2 75	3 75	1 60	2 00	5 9	3 8	1 15	1 28	29	36	27	35		
1834..	12 75	15 00	2 25	3 62	1 40	1 80	5 8	4 8	1 02	1 10	20	29	25	35		
1835..	13 50	18 50	2 75	4 50	1 47	2 25	6 9	6 11	1 04	1 50	30	38	25	40		
1836..	18 00	30 00	3 00	4 25	1 60	2 12	7 11	6 10	1 37	2 12	31	44	35	50		
1837..	16 00	24 50	3 12	5 00	1 20	2 62	5 8	3 9	1 55	2 10	20	48	28	50		
1838..	16 50	25 50	3 25	5 37	1 62	2 37	6 8	4 13	1 35	2 00	30	43	28	40		
1839..	14 50	23 50	3 00	5 00	1 44	2 12	6 8	8 16	1 15	1 37	28	46	37	40		
1840..	13 00	16 00	2 75	4 00	1 40	1 75	4 8	3 16	95	1 25	21	30	20	35		
1841..	8 75	13 50	2 87	4 12	1 40	1 98	4 7	4 14	90	1 50	19	25	20	30		
1842..	6 75	10 25	2 00	3 31	1 37	2 25	3 7	2 9	83	1 30	16	21	18	22		
1843..	7 50	11 50	1 87	3 00	1 35	1 62	3 7	2 7	84	1 20	18	24	18	24		
1844..	8 50	10 25	2 25	3 62	1 25	1 52	5 7	2 6	82	1 12	21	29	25	37		
1845..	9 25	14 12	2 62	4 75	1 32	1 47	3 7	2 7	85	1 40	20	28	24	30		
1846..	9 62	13 37	2 87	4 50	1 25	1 50	5 8	2 7	80	1 35	18	25	18	28		
1847..	10 25	16 00	8 25	13 75	1 20	1 55	5 8	2 8	1 05	1 95	24	34	22	30		
1848..	9 00	13 00	7 75	13 00	1 25	1 55	10 15	3 8	95	1 40	21	27	20	30		
1849..	9 87	14 25	2 25	3 50	1 20	1 40	4 6	3 9	1 20	1 35	20	28	25	32		
1850..	10 00	11 87	2 25	3 37	1 15	1 75	4 7	5 14	1 09	1 50	23	27	30	35		
1851..	12 06	15 50	2 75	3 12	1 02	1 60	4 6	3 14	93	1 22	20	27	30	41		
1852..	14 62	19 75	2 75	5 00	1 05	1 55	3 5	3 9	1 03	1 15	20	25	26	42		
1853..	13 00	19 75	3 37	4 50	1 12	1 62	4 6	4 10	1 22	1 80	22	32	38	44		
1854..	12 12	16 00	4 12	4 62	1 47	1 70	3 6	5 11	1 75	2 50	26	41	25	40		
1855..	12 50	23 00	2 50	5 87	90	1 22	4 8	6 13	1 96	2 80	30	43	24	34		
1856..	16 25	21 00	3 62	4 87	80	1 05	6 10	6 16	1 30	2 17	25	36	30	38		
1857..	16 50	25 70	3 25	5 37	70	84	9 11	7 20	1 25	1 95	21	37	30	44		
1858..	15 35	19 00	2 75	3 75	62	80	5 8	6 18	1 20	1 50	21	35	27	32		
1859..	14 60	18 12	3 00	4 50	75	1 07	5 8	4 14	1 30	1 65	23	29	34	45		
1860..	16 12	19 75	3 00	4 62	68	1 15	6 8	3 13	1 35	1 70	19	27	34	40		
1861..	12 25	18 00	3 00	7 25	50	95	4 9	3 16	1 20	1 60	15	21	22	45		
1862..	11 00	14 50	6 62	7 75	85	1 52	7 11	6 30	1 30	1 55	19	39	40	65		
1863..	11 50	18 25	3 75	8 50	1 20	1 70	7 14	8 36	1 25	2 00	44	78	62	80		
1864..	19 50	43 25	7 00	15 50	1 75	3 50	11 25	8 55	1 72	2 75	60	2 03	75	1 10		
1865..	19 00	31 50	9 75	14 00	1 55	2 50	11 17	7 45	1 25	1 88	1 92	2 25	70	77		
1866..	21 18	33 55	11 50	15 25	2 50	4 10	10 15	8 18	2 20	3 45	2 00	2 33	25	27		
1867..	18 90	24 10	8 50	12 50	2 60	2 75	9 10	9 16	2 30	3 40	2 10	2 32	25	37		
1868..	21 10	29 50	8 25	11 25	2 50	2 60	9 12	8 15	2 05	3 25	91	2 30	34	37		
1869..	26 50	33 37	7 25	10 00	2 50	3 00	9 13	8 13	1 45	2 18	90	1 14	32	35		
1870..	20 00	30 00	5 50	9 50	2 40	3 25	9 10	7 12	1 40	1 90	82	1 05	34	45		
1871..	12 85	23 00	6 75	9 75	2 80	3 25	7 10	6 11	1 45	2 00	85	95	32	63		
1872..	12 80	16 00	7 50	9 50	2 80	3 25	7 9	9 16	1 65	2 10	82	91	45	67		
1873..	13 00	19 00	7 00	9 50	3 00	3 50	7 9	9 16	1 55	2 25	86	1 05	35	57		
1874..	13 85	24 25	6 75	10 00	1 10	3 00	7 8	7 25	93	1 35	92	1 03	36	48		
1875..	18 00	22 75	6 50	8 50	1 15	2 35	7 9	9 28	92	1 37	93	1 19	38	48		
1876..	15 70	22 37	5 00	7 50	1 15	2 50	7 10	7 19	84	1 27	1 04	1 10	25	43		
1877..	11 75	17 37	5 00	7 00	1 10	2 50	7 10	7 16	1 06	1 85	1 04	1 09	32	43		
1878..	8 25	13 00	5 50	8 00	110	2 50	6½ 8	4¼ 7	83	1 31	1 03	1 14	20	33		

Comparative Rates of Weekly Wages Paid in Europe and in the United States in 1878.

[Condensed from the Report of the Secretary of State on the State of Labor in Europe, derived from facts reported by the United States Consuls, Washington, 1879.]

	Belgium.	Denmark	France	Germany	Italy.	Great Britain.	UNITED STATES.	
							New York.	Chicago.
	\$	\$	\$	\$	\$	\$	\$	\$
Bakers.....	4.40	4.25	5.55	3.50	3.90	6.50-6.60	5-8	8-12
Blacksmiths.....	4.40	3.90	5.45	3.55	3.94	7.04-8.12	10-14	9-12
Bookbinders.....		3.72	4.85	3.82	3.90	6.50-7.83	12-18	9-20
Bricklayers.....	6.00		4.00	3.60	3.45	7.58-9.03	12-15	6-10½
Cabinet-makers.....	4.80		6.00	3.97	4.95	7.70-8.48	9-13	7-15
Carpenters and Joiners	5.40	4.25	5.42	4.00	4.18	7.33-8.25	9-12	7½-12
Farm Laborers.....			3.15	2.87	3.50	3.40-4.25		
Laborers, Porters, etc.	3.00			2.92	2.60	4.50-5.00	6-9	5½-9
Painters.....	4.20	4.15	4.90	3.92	4.60	7.25-8.16	10-16	6-12
Plasterers.....	5.40			3.80	4.35	7.68-10.13	10-15	9-15
Plumbers.....	6.00		5.50	3.60	3.90	7.13-8.46	12-18	12-20
Printers.....		4.62	4.70	4.80	3.90	7.52-7.75	8-18	12-18
Shoemakers.....		3.30	4.75	3.12	4.32	7.35	12-18	9-18
Tailors.....		4.10	5.10	3.58	4.30	5.00-7.30	10-18	6-18
Tinsmiths.....	4.80	3.90	4.40	3.65	3.60	6.0-0 7.30	10-14	9-12

Comparative Retail Prices of the Necessaries of Life in Europe and the United States in 1878.

[Condensed from the Report of the Secretary of State on the State of Labor in Europe, derived from facts reported by the United States Consuls, Washington, 1879.]

	Belgium.	France	Germany	Italy.	Switzerland	Great Britain.	UNITED STATES.	
							New York.	Chicago.
	Cents	Cents.	Cents	Cents	Cents.	Cents.	Cents.	Cents.
Beef—Roast...lb.	20	22	22	20	30	22	12-16	8-12½
Corned...lb.	16	16	13	12	18	18-20	8-12	4-7
Beans.....qt.			10	13		9	7-10	5-9
Bread.....lb.	4-5	3	3-7	6	4	3½-4½	4-4½	4-4½
Butter.....lb.	20-50	25	22	28	36	29-38	25-32	16-40
Coal.....ton.			\$4.25	\$11.00		\$2.65-\$4.10	\$3-\$5.25	\$3-\$6.75
Codfish.....lb.				9		6-8	6-7	5-9
Coffee...lb.	30-40	30	35	32	30	28-50	20-30	16-40
Eggs.....doz.	20-25	18	20	18	20	14-30	25-30	10-24
Flour.....lb.		4	5½	10	7	3½-4½	3-4	2½-4½
Lard.....lb.	20	20	21	22		12-18	10-12	6-10
Milk.....qt.			4	7	5	5-9	8-10	3-6
Mutton, fore qr. lb.	16	16	14½	15	18	16-17	9-10	5-12½
Oatmeal.....lb.			8			3½-4½	4-5	4-5
Pork, fresh...lb.	16	14	17	13	18	10-16	8-10	4-5
" salted...lb.	16	14	17	18	20	10-16	8-10	6-12
" Bacon...lb.	18	20	20	22		12-16	8-10	7-12
" Sausage...lb.	20	16	19	20		18	8-10	6-10
Potatoes..bushel.	56	50	50	\$1.15	60	68-\$2.00	\$1.40-\$1.60	60-80
Rice.....lb.			9	6		3½-8	8-10	5-10
Soap.....lb.			10	4		5½-9	6-7	3-8
Sugar.....lb.	15-20		11	8½	08	5½-10	8-10	7-10
Tea.....lb.			75		50	43-88	50-60	25-\$1.00

STATE CAPITALS AND GOVERNORS IN 1880.

STATE.	CAPITAL.	GOVERNOR.	Years of Term.	Term Began.	Term Ends.	Salary.
Alabama	Montgomery	Rufus W. Cobb, D...	2	Nov. 27, '78	Nov. 27, '80	\$3,000
Arkansas....	Little Rock..	William R. Miller, D.	2	Jan. 7, '79	Jan. 4, '81	3,500
California....	Sacramento..	George C. Perkins, R.	4	Jan. 5, '80	Jan. 7, '84	6,000
Colorado	Denver.....	Fred. W. Pitkin, R..	2	Jan. 14, '79	Jan. 11, '81	3,000
Connecticut..	Hartford	Charles B. Andrews, R	2	Jan. 9, '79	Jan. 5, '81	2,000
Delaware....	Dover.....	John W. Hall, D.....	4	Jan. 21, '79	Jan. 21, '83	2,000
Florida.....	Tallahassee .	George F. Drew, D..	4	Jan. 1, '77	Jan. 4, '81	3,500
Georgia.....	Atlanta	Alfred H. Colquitt, D.	*4	Jan. 1, '77	Jan. 1, '81	4,000
Illinois.....	Springfield...	Shelby M. Cullom, R.	4	Jan. 8, '77	Jan. 10, '81	6,000
Indiana.....	Indianapolis.	Jas. D. Williams, D..	4	Jan. 8, '77	Jan. 3, '81	6,000
Iowa.....	Des Moines..	John H. Gear, R.....	2	Jan. 12, '80	Jan. 9, '82	3,000
Kansas.....	Topeka.....	John P. St. John, R..	2	Jan. 13, '79	Jan. 10, '81	3,000
Kentucky....	Frankfort....	L. P. Blackburn, D..	4	Sept. 3, '79	Sept. 5, '83	5,000
Louisiana †..	New Orleans.	Louis A. Wiltz, D....	4	Jan. .., '80	Jan. .., '84	4,000
Maine.....	Augusta.....	Alonzo Garcelon, D..	1	Jan. 4, '79	Jan. 7, '80	1,500
Maryland....	Annapolis....	Wm. T. Hamilton, D.	4	Jan. 14, '80	Jan. 7, '84	4,500
Massachu'tts	Boston.....	John D. Long, R.....	1	Jan. 7, '80	Jan. 5, '81	5,000
Michigan....	Lansing.....	Chas. M. Crowell, R.	2	Jan. 1, '79	Jan. 5, '81	1,000
Minnesota...	St. Paul.....	John S. Pillsbury, R.	2	Jan. 6, '80	Jan. 3, '82	3,000
Mississippi ..	Jackson.....	John M. Stone, D....	4	Jan. 8, '78	Jan. 3, '82	4,000
Missouri.....	Jeffers'n City	John S. Phelps, D....	4	Jan. 8, '77	Jan. 10, '81	5,000
Nebraska....	Lincoln	Albinus Nance, R....	2	Jan. 7, '79	Jan. 4, '81	2,500
Nevada.....	Carson City..	John H. Kinkead, R.	4	Jan. 6, '79	Jan. 2, '83	6,000
N. Hampshi'e	Concord.....	Natt Head, R.....	2	June 4, '79	June 4, '81	1,000
New Jersey..	Trenton	Geo. B. McClellan, D.	3	Jan. 15, '78	Jan. 17, '81	5,000
New York...	Albany.....	Alonzo B. Cornell, R.	3	Jan. 1, '80	Jan. 1, '83	10,000
N. Carolina..	Raleigh.....	Thomas J. Jarvis, D.	4	Feb. 5, '79	Jan. 1, '81	3,000
Ohio.....	Columbus....	Charles Foster, R....	2	Jan. 12, '80	Jan. 9, '82	4,000
Oregon.....	Salem.....	W. W. Thayer, D....	4	Sept. 11, '78	Sept. 13, '82	1,500
Pennsylva'ia	Harrisburg..	Henry M. Hoyt, R...	3	Jan. 21, '79	Jan. 17, '82	10,000
Rhode Island	N'port & Prov	Chas. C. VanZandt, R.	1	May 27, '79	May 25, '80	4,000
S. Carolina..	Columbia....	W. D. Simpson, D...	2	Dec. 4, '78	Dec. 1, '80	4,500
Tennessee...	Nashville....	Albert S. Marks, D..	2	Jan. 15, '79	Jan. 15, '81	4,000
Texas.....	Austin	Oran M. Roberts, D..	2	Jan. 15, '79	Jan. 15, '81	4,000
Vermont	Montpelier ..	Redfield Proctor, R..	2	Oct. 2, '78	Oct. 6, '80	1,000
Virginia.....	Richmond...	F. W. M. Holliday, D.	4	Jan. 1, '78	Jan. 1, '82	5,000
W. Virginia..	Wheeling....	Hy. M. Mathews, D..	4	Mar. 4, '77	Mar. 4, '81	2,700
Wisconsin ...	Madison.....	William E. Smith, R.	2	Jan. 5, '80	Jan. 2, '82	5,000

Democratic Governors, 20.

Republican Governors, 18.

* The term of the Governor was made 2 years by the Georgia Constitution of 1877, to take effect after the election of Governor in October, 1880.

† By the new Constitution of Louisiana, adopted Dec. 2, 1879, the State capital is fixed at Baton Rouge after 1880.

Governors of the Territories in 1880.

TERRITORY.	CAPITAL.	GOVERNOR.	Years of Term.	Term Began.	Term Ends.	Salary.
Arizona.....	Tucson	John C. Fremont, R.	4	June 12, '78	June 12, '82	\$2,600
Dakota.....	Yankton.....	Wm. A. Howard, R..	4	Mar. 12, '78	Mar. 12, '82	2,600
Idaho.....	Boise City...	Mason Brayman, R..	4	July 24, '76	July 24, '80	2,600
Montana	Helena.....	Benjamin F. Potts, R.	4	July 13, '78	July 13, '82	2,600
New Mexico	Santa Fé....	Lewis Wallace, R....	4	Sept. 3, '78	Sept. 3, '82	2,600
Utah.....	S. Lake City.	George W. Emery, R.	4	July 1, '75	July 1, '79	2,600
Washington.	Olympia.....	Elisha P. Ferry, R...	4	April 26, '76	April 26, '80	2,600
Wyoming ...	Cheyenne ...	John W. Hoyt, R....	4	April 10, '78	April 10, '82	2,600

STATES.	Ses- sions.	Next Legisla- ture meets.	Limit of Session.	Term of Sen.	Term of Rep.	Salary.	Next Election.	
Alabama.....	Bien.	Nov. 9, '80	50 days.	4	2	{ \$4 per day & 10 c. mileage. }	Bien.	Aug. 2, '80
Arkansas.....	Bien.	Jan. 10, '81	60 days.	4	2	\$6 per day.	Bien.	Sept. 6, '80
California....	Bien.	Jan. 5, '80	60 days.	4	2	{ \$8 per day & 10 c. mileage & \$25. }	Bien.	Nov. 2, '80
Colorado.....	Bien.	Jan. 5, '81	40 days.	4	2	\$4 per day.	Bien.	Nov. 2, '80
Connecticut..	Ann.	Jan. 7, '80	None.	2	1	\$300 and mileage.	Ann.	Nov. 2, '80
Delaware.....	Bien.	Jan. 4, '81	None.	4	2	\$3 per day & mil'ge	Bien.	Nov. 2, '80
Florida.....	Bien.	Jan. 4, '81	60 days.	4	2	\$6 per day & 10c. mil.	Bien.	Nov. 2, '80
Georgia.....	Bien.	Nov. 3, '80	40 days.	4	2	\$4 per day & mil'ge.	Bien.	Oct. 6, '80
Illinois.....	Bien.	Jan. 5, '81	None.	4	2	{ \$5 per day & 10 c. mileage & \$50. }	Bien.	Nov. 2, '80
Indiana.....	Bien.	Jan. 6, '81	60 days.	4	2	\$6 per day & 20c. mil.	Bien.	Oct. 12, '80
Iowa.....	Bien.	Jan. 12, '80	None.	4	2	\$550.	Bien.	Nov. 2, '80
Kansas.....	Bien.	Jan. 11, '81	50 days.	4	2	\$3 per day for 50 d.	Bien.	Nov. 2, '80
Kentucky....	Bien.	Dec. 31, '81	60 days.	4	2	\$5 day & mil'ge 15 c.	Bien.	Nov. 2, '80
Louisiana....	Bien.	Jan. 12, '80	90 days.	4	4	{ \$4 per day and mileage. }	Bien.	Nov. 2, '80
Maine.....	Ann.	Jan. 7, '80	None.	1	1	\$150.	Ann.	Sept. 13, '80
Maryland....	Bien.	Jan. 7, '80	90 days.	4	2	{ \$5 per day and mileage. }	Bien.	Nov. 2, '80
Massachus'tts	Ann.	Jan. 7, '80	None.	1	1	\$650.	Ann.	Nov. 2, '80
Michigan.....	Bien.	Jan. 5, '81	None.	2	2	\$3 day & 10 c. mile.	Bien.	Nov. 2, '80
Minnesota...	Bien.	Jan. 4, '81	60 days.	2	1	\$5 per day and 15 c.	Bien.	Nov. 2, '80
Mississippi...	Bien.	Jan. 6, '80	None.	4	2	\$300.	Bien.	Nov. 2, '80
Missouri.....	Bien.	Jan. 5, '81	70 days.	4	2	\$5 day & mile. & \$30	Bien.	Nov. 2, '80
Nebraska.....	Bien.	Jan. 4, '81	40 days.	2	2	\$3 per day and mile.	Bien.	Nov. 2, '80
Nevada.....	Bien.	Jan. 3, '81	60 days.	4	2	{ \$8 per day and 40 c. mileage. }	Bien.	Nov. 2, '80
N. Hampshire	Bien.	June 1, '81	None.	2	2	\$3 day and mil'ge.	Bien.	Nov. 2, '80
New Jersey..	Ann.	Jan. 13, '80	None.	3	1	\$500.	Ann.	Nov. 2, '80
New York....	Ann.	Jan. 6, '80	None.	2	1	\$1,500 & 10 c. mile.	Ann.	Nov. 2, '80
N. Carolina...	Bien.	Jan. 5, '81	60 days.	2	2	{ \$4 per day and 10 c. mileage. }	Bien.	Nov. 2, '80
Ohio.....	Bien.	Jan. 5, '80	None.	2	2	{ \$5 per day and \$3 for 25 m. }	Ann.	Oct. 12, '80
Oregon.....	Bien.	Sept. 13, '80	40 days.	4	2	{ \$3 per day and \$3 for 20 m. }	Bien.	June 7, '80
Pennsylvania	Bien.	Jan. 4, '81	None.	4	2	\$1,000 for 100 d. and 5 c. mile.	Ann.	Nov. 2, '80
Rhode Island*	Ann.	Jan. 27, '80	None.	1	1	{ \$1 per day and 8 c. mileage. }	Ann.	April 7, '80
S. Carolina...	Ann.	Nov. 23, '80	None.	4	2	{ \$5 per day and 10 c. mileage. }	Bien.	Nov. 2, '80
Tennessee...	Bien.	Jan. 3, '81	75 days.	2	2	{ \$4 per day and 16 c. mileage. }	Bien.	Nov. 2, '80
Texas.....	Bien.	Jan. 11, '81	60 days.	4	2	\$5 per day.	Bien.	Nov. 2, '80
Vermont.....	Bien.	Oct. 6, '80	None.	2	2	\$3 per day.	Bien.	Sept. 7, '80
Virginia.....	Bien.	Dec. 3, '79	90 days.	4	2	\$540.	Bien.	Nov. 2, '80
W. Virginia..	Bien.	Jan. 12, '81	45 days.	4	2	\$4 day & mileage.	Bien.	Oct. 12, '80
Wisconsin...	Ann.	Jan. 14, '80	None.	2	1	\$350 & 10 c. mile.	Ann.	Nov. 2, '80
TERRITORIES.								
Arizona.....	Bien.	Jan. 3, '81	40 days.	2	2	{ \$4 per day and 20 c. mileage. }	Bien.	Nov. 2, '80
Dakota.....	Bien.	Jan. 11, '81	40 days.	2	2		Bien.	Nov. 2, '80
Idaho.....	Bien.	Dec. 13, '80	40 days.	2	2		Bien.	Nov. 2, '80
Montana.....	Bien.	Jan. 10, '81	40 days.	2	2		Bien.	Nov. 2, '80
New Mexico..	Bien.	Jan. 5, '80	40 days.	2	2		Bien.	Nov. 2, '80
Utah.....	Bien.	Jan. 5, '80	40 days.	2	2		Ann.	Aug. 2, '80
Washington..	Bien.	Oct. 3, '81	40 days.	2	2		Bien.	Nov. 2, '80
Wyoming....	Bien.	Nov. 1, '81	40 days.	2	2	Ann.	Sept. 7, '80	

* The Rhode Island Legislature is required to meet annually the last Tuesday in May, at Newport, and an adjourned session to be holden annually at Providence.

NOTE.—In Ohio, and a few other States where the legislative sessions are biennial, the legislature holds "adjourned sessions," practically amounting to annual meetings.

By Act of Congress March 1, 1792, amended in 1845, a uniform day of election for Electors of President and Vice-President is fixed for all the States—being the Tuesday after the first Monday in November, every fourth year after a President has been elected.

STATE DEBTS, VALUATION, AND TAXES.

THE following statistics of the finances of the thirty-eight States in the Union have been derived in most cases from the officers of the States themselves:

STATES.	Date of Statement.	AMOUNT OF STATE DEBT.		Amount Raised by Taxation Last Year.	AMOUNT OF TAXABLE PROPERTY AS ASSES'D.		State Tax on \$100
		Funded.	Unfunded.		Real.	Personal.	
		\$	\$	\$	\$	\$	Cts.
Alabama ..	Sept. 30, 1879.	7,809,200	827,399	117,486,581 } Real & Personal. }		70
Arkansas..	Sept. 30, 1879.	2,680,000	2,320,000	613,957	54,606,057	32,286,484	65
California .	Oct. 31, 1878.	3,403,000	None.	4,105,884	454,641,311	140,431,866	55
Colorado ..	Nov. 30, 1878.	None.	123,803	155,506	25,804,345	17,268,303	36
Connect't ..	Dec. 1, 1878.	4,967,600	2,246,490	238,027,032	106,379,945	15
Delaware ..	Jan. 1, 1879.	953,000	134,400	50
Florida	Jan. 1, 1878.	1,284,700	10,905	250,473	18,950,160	10,521,067	70
Georgia....	Jan. 1, 1878.	10,644,500	1,129,990	140,153,250	95,506,280	50
Illinois....	Oct. 1, 1878.	552,742	None.	3,300,000	994,214,374	206,908,736	33
Indiana....	Nov. 1, 1879.	4,998,178	2,608,488	637,763,081	246,605,747	30
Iowa.....	Oct. 30, 1877.	545,435	965,062	303,383,682	79,618,995	20
Kansas	July 1, 1878.	1,181,975	705,060	96,695,457	41,131,186	55
Kentucky..	Oct. 10, 1879.	1,858,008	1,430,957	345,037,875 } Real & Personal. }		40
Louisiana .	Jan. 1, 1879.	11,724,800	1,035,943	2,432,188	177,000,000	32,361,402	60
Maine . . .	Jan. 1, 1879.	5,848,900	2,521,657	880,007	224,579,569 } Real & Personal. }		40
Maryland..	Oct. 1, 1877.	10,758,678*	1,063,958	547,044,271 } Real & Personal. }		17
Massac'ts..	Jan. 1, 1879.	33,020,464†	1,000,000	1,090,749,235	438,771,779	31½
Michigan ..	Oct. 1, 1879.	913,150	115,300	308,753,036	66,127,992	17
Minnesota.	Dec. 22, 1878.	2,675,000	122,002	672,647	175,788,979	45,141,650	20
Mississippi.	Jan., 1879.	525,000	933,539	95,937,398	33,370,957	35
Missouri...	Jan. 1, 1879.	16,758,000	250,000	2,752,220	425,995,888	163,543,097	40
Nebraska...	Nov. 30, 1879.	499,267	918,413	47,391,781	27,968,018	60
Nevada....	Jan. 1, 1879.	557,017	88,625	252,404	16,820,384	12,744,289	90
N. Hamps..	June 1, 1879.	3,459,100	179,503	400,000	199,080,353 } Real & Personal. }		20
N. Jersey ..	Oct. 31, 1878.	2,196,300	820,000	445,918,221	160,497,340	25
New York..	Sept. 30, 1878.	9,154,055	926,695	5,323,149	2,376,252,173	379,488,140	29
N. Carolina	Sept. 30, 1879.	16,960,045	10,160,183	533,635	91,679,918	56,884,639	32¼
Ohio.....	Nov. 15, 1878.	6,476,905	4,496,376	1,092,116,952	490,190,387	29
Oregon	Jan. 1, 1879.	320,000	331,575	323,683	41,436,086 } Real & Personal. }		70
Pennsylv'a	Dec. 1, 1878.	21,875,621	113,883	6,092,001	No Tax on RealEstate } 159,382,242		30
Rhode Isl'd	Sept. 2, 1879.	2,534,500	None.	492,360	188,655,569	67,397,249	12
S. Carolina.	Oct. 31, 1878.	5,130,966	1,608,730	715,982	85,633,873	40,083,341	45
Tennessee.	Dec. 21, 1878.	20,221,300	4,201,902	626,529	202,340,815	20,871,338	10
Texas.....	Sept. 1, 1878.	5,073,861	1,396,170	83,174,600	174,457,409	50
Vermont...	Aug. 1, 1879.	139,500	292,228	70,849,386	16,845,123	30
Virginia....	Dec. 1, 1878.	29,356,826	2,500,000	246,391,193	76,178,438	50
West Va. . .	} Creation of by Constitu-	State Debt	prohibited	} 515,241	95,079,808	33,480,119	30
Wisconsin.		2,252,057				

* The State of Maryland held \$4,235,713 in interest-paying securities of corporations, besides \$23,360,682 in unproductive securities.

† Massachusetts held \$11,263,396 in sinking fund, January 1, 1879.

Historical and Statistical Table of the United States and Territories, showing the Area of each in Square Miles and in Acres; the Date of Organization of Territories; Date of Admission of New States into the Union, with the Statutory References for each.

Corrected from Report of Commissioner of the General Land Office.

THE THIRTEEN ORIGINAL STATES.	Ratified the Constitution.	Area of the Original States.	
		In Square Miles.	In Acres.
New Hampshire.....	June 21, 1788	9,280	5,939,200
Massachusetts.....	Feb. 6, 1788	7,800	4,992,000
Rhode Island.....	May 29, 1790	1,306	835,840
Connecticut.....	Jan. 9, 1788	4,750	3,040,000
New York.....	July 26, 1788	47,000	30,080,000
New Jersey.....	Dec. 18, 1787	8,320	5,324,800
Pennsylvania.....	Dec. 12, 1787	46,000	29,440,000
Delaware.....	Dec. 7, 1787	2,120	1,356,800
Maryland.....	April 28, 1788	11,124	7,119,360
Virginia—East and West.....	June 25, 1788	61,352	39,265,280
North Carolina.....	Nov. 21, 1789	50,704	32,450,560
South Carolina.....	May 23, 1788	34,000	21,760,000
Georgia.....	Jan. 2, 1788	58,000	37,120,000

STATES ADMITTED.	Act Organiz- ing Territory.	U. S. Statutes.		Act Admit- ting State.	U. S. Statutes.		Admission Took Effect.	Area of Admitted States and Territories.	
		Vol.	P.		Vol.	P.		In Sq. Miles.	In Acres.
Kentucky.....	(Out of Va.)	Feb. 4, 1791	1	189	June 1, 1792	37,680	24,115,200
Vermont.....	Out of N. H. & N. Y.	Feb. 18, 1791	1	191	Mar. 4, 1791	9,612	6,151,680
Tennessee.....	(Out of N. C.)	June 1, 1796	1	491	June 1, 1796	45,600	29,184,000
Ohio.....	Ord'n'e of 1787	1	5	Apr. 30, 1802	2	173	Nov. 29, 1802	39,964	25,576,960
Louisiana.....	March 3, 1805	2	331	Apr. 8, 1812	2	701	Apr. 30, 1812	41,346	26,461,440
Indiana.....	May 7, 1800	2	58	Dec. 11, 1816	3	399	Dec. 11, 1816	33,809	21,637,760
Mississippi.....	April 7, 1798	1	549	Dec. 10, 1817	3	472	Dec. 10, 1817	47,156	30,179,840
Illinois.....	Feb. 3, 1809	2	514	Dec. 3, 1818	3	536	Dec. 3, 1818	55,410	35,462,400
Alabama.....	March 3, 1817	3	371	Dec. 14, 1819	3	608	Dec. 14, 1819	50,722	32,462,080
Maine.....	(Out of Mass.)	Mar. 3, 1820	3	544	Mar. 15, 1820	35,000	22,400,000
Missouri.....	June 4, 1812	2	743	Mar. 2, 1821	3	645	Aug. 10, 1821	65,350	41,824,000
Arkansas.....	March 2, 1819	3	493	June 15, 1836	5	50	June 15, 1836	52,198	33,406,720
Michigan.....	Jan. 11, 1805	2	309	Jan. 26, 1837	5	144	Jan. 26, 1837	56,451	36,128,640
Florida.....	Mar. 30, 1822	3	654	Mar. 3, 1845	5	742	Mar. 3, 1845	59,268	37,931,520
Iowa.....	June 12, 1838	5	235	Mar. 3, 1845	5	742	Dec. 28, 1846	55,045	35,228,800
Texas.....	(Annexed.)	5	797	Mar. 1, 1845	9	108	Dec. 29, 1845	274,356	175,587,840
Wisconsin.....	April 20, 1836.	5	10	Mar. 3, 1847	9	178	May 29, 1848	53,924	34,511,360
California.....	(Fr'm Mexico)	Sept. 9, 1850	9	452	Sept. 9, 1850	157,801	100,992,640
Minnesota.....	March 3, 1849	9	403	May 4, 1858	11	285	May 11, 1858	83,531	53,459,840
Oregon.....	Aug. 14, 1848	9	323	Feb. 14, 1859	11	383	Feb. 14, 1859	95,274	60,975,360
Kansas.....	May 30, 1854	10	277	Jan. 29, 1861	12	126	Jan. 29, 1861	80,891	51,770,240
West Virginia.....	(Out of Va.)	Dec. 31, 1862	12	633	June 19, 1863	23,000	14,720,000
Nevada.....	March 2, 1861	12	209	Mar. 21, 1864	13	30	Oct. 31, 1864	112,090	71,737,600
Nebraska.....	May 30, 1854	10	277	Feb. 9, 1867	14	391	Mar. 1, 1867	75,995	48,636,800
Colorado.....	Feb. 28, 1861	12	172	Mar. 3, 1875	18	474	Aug. 1, 1876	104,500	66,880,000

POPULATION, CAPITALS, AND AREA OF PRINCIPAL NATIONS.

COUNTRIES.	CAPITAL.	Last Cen- sus.	Population.	Area Square Miles.	Inhabi- tants to the Square Mile.
Argentine Republic.....	Buenos Ayres.....	1875	1,715,681	871,000	1.96
Austria-Hungary.....	Vienna.....	1869	35,904,435	226,406	158.58
Belgium.....	Brussels.....	1876	5,336,185	11,373	469.20
Bolivia.....	La Paz.....	1861	1,742,352	473,300	3.70
Brazil.....	Rio de Janeiro....	1872	10,108,291	3,275,326	3.08
Canada, Dominion of....	Ottawa.....	1871	3,602,321	3,483,952	1.03
Chili.....	Santiago.....	1875	2,075,971	130,977	15.79
Chinese Empire.....	Pekin.....	Est.	433,500,000	3,924,627	110.45
Colombia.....	Bogota.....	1870	2,951,311	432,400	6.82
Egypt.....	Cairo.....	Est.	5,252,000	212,600	24.70
Denmark.....	Copenhagen.....	1870	1,912,142	14,553	131.32
Ecuador.....	Quito.....	1875	866,137	218,984	3.49
France.....	Paris.....	1876	36,905,788	201,900	182.79
Germany.....	Berlin.....	1875	42,727,360	212,091	201.45
Great Britain and Ireland.	London.....	1871	31,628,338	121,230	268.08
Greece.....	Athens.....	1870	1,457,894	19,941	72.96
India, British.....	Calcutta.....	1871	190,663,623	950,919	200.50
Italy.....	Rome.....	1871	26,801,154	112,677	243.91
Japan.....	Yeddo.....	1874	33,623,319	156,604	214.71
Mexico.....	Mexico.....	1871	9,276,079	761,640	12.18
Morocco.....	Morocco.....	Est.	6,000,000	219,000	27.39
Netherlands.....	Amsterdam.....	1869	3,579,529	12,680	282.30
Norway.....	Christiania.....	1875	1,806,900	122,280	14.78
Paraguay.....	Asuncion.....	1873	221,079	57,303	3.85
Persia.....	Teheran.....	Est.	6,500,000	648,000	10.03
Peru.....	Lima.....	1876	2,699,945	502,760	5.31
Portugal.....	Lisbon.....	1875	4,441,037	36,510	121.31
Russian Empire.....	St. Petersburg....	1876	86,952,347	8,404,767	10.34
Roumania.....	Bucharest.....	Est.	5,376,000	51,033	105.34
Servia.....	Belgrade.....	1874	1,720,270	19,721	87.33
Siam.....	Bangkok.....	Est.	6,300,000	250,000	25.20
Spain.....	Madrid.....	1870	16,222,814	182,758	92.11
Sweden.....	Stockholm.....	1876	4,429,713	170,980	25.90
Switzerland.....	Berne.....	1870	2,759,854	15,233	181.17
Turkey.....	Constantinople....	Est.	31,669,147	1,812,048	17.62
Uruguay.....	Montevideo.....	1876	445,000	70,000	6.35
United States.....	Washington.....	1870	38,925,598	3,603,884	10.80
Venezuela.....	Caracas.....	1873	1,784,197	368,235	4.92

ORGANIZATION AND AREA OF TERRITORIES.

TERRITORIES.	Act organizing Territory.	U. S. Statutes.		Area of the Ter- ritories.	
		Vol.	Page.	In Sq. Miles.	In Acres.
New Mexico.....	Sept. 9, 1850	9	446	121,201	77,568,640
Utah.....	Sept. 9, 1850	9	453	84,476	54,064,640
Washington.....	Mar. 2, 1853	10	172	69,994	44,796,160
Dakota.....	Mar. 2, 1861	12	239	150,932	96,596,480
Arizona.....	Feb. 24, 1863	12	664	113,916	72,906,304
Idaho.....	Mar. 3, 1863	12	808	86,294	55,228,160
Montana.....	May 26, 1864	13	85	143,776	92,016,640
Wyoming.....	July 25, 1868	15	178	97,833	62,645,120
Indian*.....	June 30, 1834	4	729	68,991	44,154,240
District of Columbia*.....	July 16, 1790	1	130	† 164	41,060
Alaska*.....	Mar. 3, 1791	1	214		
	July 27, 1868	15	240	577,390	365,539,600

* No Territorial government.

† Reduced from 100 to 64 square miles by recession of part to Virginia in 1846.

The whole area of the States and Territories, including water surface of lakes and rivers, is nearly equal to four million square miles.

HEADS OF THE PRINCIPAL NATIONS OF THE WORLD
IN 1879.

Governments.	Rulers.	Title.	Year of Birth.	Date of Accession.
Argentine Republic.....	Nicolás Avellaneda.....	President.....	1838	Oct. 12, 1874
Austria-Hungary.....	Franz Joseph I.....	Emperor.....	1830	Dec. 2, 1848
Belgium.....	Leopold II.....	King.....	1835	Dec. 10, 1865
Bolivia.....	Hilarion Daza.....	President.....	May 4, 1876
Brazil.....	Pedro II. Alcántara.....	Emperor.....	1825	April 7, 1831
Chili.....	Anibal Pinto.....	President.....	Sept. 18, 1876
China.....	Kwong Shu.....	Emperor.....	1871	Jan. 12, 1875
Colombia.....	General Trujillo.....	President.....	April 1, 1878
Costa Rica.....	Tomas Guardia.....	President.....	Provisi onal.
Denmark.....	Christian IX.....	King.....	1818	Nov. 15, 1863
Ecuador.....	José de Viutimilla.....	President.....	Sept. 8, 1876
France.....	François P. Jules Grévy.....	President.....	1813	Jan. 30, 1879
Germany.....	Wilhelm I.....	Emperor.....	1797	Jan. 18, 1871
Alsace-Lorraine.....	Eduard von Möller.....	Oberpräsid't.....	1814	Nov., 1871
Anhalt.....	Friedrich.....	Duke.....	1831	May 22, 1871
Baden.....	Friedrich I.....	Grand Duke.....	1826	Apr. 24, 1852
Bavaria.....	Ludwig II.....	King.....	1845	Mar. 10, 1864
Bremen.....	Burgomasters.....
Brunswick.....	Wilhelm I.....	Duke.....	1806	Apr. 20, 1831
Hamburg.....	Burgomasters.....
Hesse.....	Ludwig IV.....	Grand Duke.....	1834	June 13, 1877
Lippe.....	G. F. Waldemar.....	Prince.....	1824	Dec. 8, 1875
Lubeck.....	Burgomasters.....
Mecklenb'rg-Schwerin.....	Friedrich Franz II.....	Grand Duke.....	1823	Mar. 7, 1842
Mecklenburg-Strelitz..	Friedrich Wilhelm.....	Grand Duke.....	1819	Sept. 6, 1860
Oldenburg.....	Peter.....	Grand Duke.....	1827	Feb. 27, 1853
Prussia.....	Wilhelm I.....	King.....	1797	Jan. 2, 1861
Reuss-Greiz.....	Henrich XXII.....	Prince.....	1846	Nov. 8, 1859
Reuss-Schleiz.....	Heinrich XIV.....	Prince.....	1832	July 10, 1867
Saxe-Altenburg.....	Ernst.....	Duke.....	1826	Aug. 3, 1853
Saxe-Coburg & Gotha.....	Ernst II.....	Duke.....	1818	Jan. 29, 1844
Saxe-Meiningen.....	Georg II.....	Duke.....	1826	Sept. 20, 1866
Saxe-Weimar.....	Karl Alexander.....	Grand Duke.....	1818	July 8, 1853
Saxony.....	Albert.....	King.....	1828	Oct. 29, 1873
Schaumburg-Lippe.....	Adolf.....	Prince.....	1817	Nov. 21, 1860
Schwarzburg-Rudolph.....	Georg.....	Prince.....	1838	Nov. 26, 1869
Schwarzburg-Sonders.....	Günther II.....	Prince.....	1801	Aug. 19, 1835
Waldeck.....	Georg Victor.....	Prince.....	1831	May 14, 1845
Wurtemberg.....	Karl I.....	King.....	1823	June 25, 1864
Gt. Britain & Ireland.....	Victoria I.....	Queen & E. of I.....	1819	June 20, 1837
Greece.....	Georgios I.....	King.....	1845	June 6, 1863
Guatemala.....	J. Rufino Barrios.....	President.....	May 7, 1873
Haiti.....	Gen. Salomon.....	President.....	Nov. 25, 1879
Hawaiian Islands.....	Kalakaua I.....	King.....	1836	Feb. 12, 1874
Honduras.....	M. A. Soto.....	President.....	May 29, 1877
Italy.....	Humbert I.....	King.....	1844	Jan. 9, 1878
Japan.....	Mutsu Hito.....	Mikado.....	1852	Feb. 13, 1867
Mexico.....	Porfirio Diaz.....	President.....	1830	May 5, 1877
Morocco.....	Muley-Hassan.....	Sultan.....	1831	Sept. 25, 1873
Netherlands.....	Willem III.....	King.....	1817	Mar. 17, 1849
Nicaragua.....	Pedro Chamorro.....	President.....	Nov. 10, 1875
Paraguay.....	Candido Bareiro.....	President.....	Apr. 12, 1878
Persia.....	Nassr-ed-Decn.....	Shah.....	1829	Sept. 10, 1848
Peru.....	Mariano Ignacio Prado.....	President.....	Aug. 2, 1876
Portugal.....	Luis I.....	King.....	1838	Nov. 11, 1861
Russia.....	Alexander II.....	Emperor.....	1818	Mar. 2, 1855
Santo Domingo.....	Cesareo Guillermo.....	President..... 1879
San Salvador.....	Rafael Zaldivar.....	President.....	Apr. 30, 1876
Spain.....	Alfonso XII.....	King.....	1857	Dec. 30, 1874
Sweden and Norway.....	Oscar II.....	King.....	1829	Sept. 18, 1872
Switzerland.....	B. Hammer.....	President.....	Jan. 1, 1879
Turkey.....	Abdul-Hamid-Khan.....	Sultan.....	1842	Aug. 31, 1876
Egypt.....	Tewfik Pacha.....	Khedive.....	June 25, 1879
Roumania.....	Karl I. Domnu.....	Prince.....	1839	May 10, 1866
Servia.....	Milan IV. Obrenovic.....	Prince.....	1855	July 2, 1868
United States.....	Rutherford B. Hayes.....	President.....	1822	Mar. 5, 1877
Uruguay.....	L. Latorre.....	President.....	Mar. 11, 1876
Venezuela.....	Guzman Blanco, provis'l.....	President..... 1879

DEBTS, REVENUES, EXPENDITURES, AND COMMERCE OF NATIONS.

Compiled from the Almanach de Gotha, the Statistical Abstract of the United Kingdom, and from Official Documents. The figures are for the latest attainable years as to each country.

COUNTRIES.	Public Debt.	Revenue.	Expenditures.	Imports.	Exports.
	\$	\$	\$	\$	\$
Argentine Republic.	68,416,043	20,683,537	20,663,337	34,910,290	44,041,131
Austria proper.....	1,419,096,072	186,776,170	202,035,039
Austria-Hungary.....	205,999,970	60,000,000	58,845,695	258,450,000	204,800,000
Belgium.....	232,684,553	50,048,972	49,045,128	258,504,000	222,920,400
Bolivia.....	17,500,000	2,929,574	4,505,504	5,750,000	5,000,000
Brazil.....	368,351,139	72,548,454	67,789,297	88,045,520	104,232,800
Canada.....	112,248,378	22,700,000	24,100,000	93,200,000	89,851,328
Chili.....	50,677,600	21,294,383	22,052,187	39,050,197	37,139,961
China.....	3,200,000	230,000,000	105,000,000	114,000,000
Colombia.....	15,399,304	3,114,619	2,779,410	6,949,028	9,994,386
Denmark.....	52,000,000	13,464,066	13,074,620	50,311,240	33,933,640
Ecuador.....	17,500,000	20,800,000	21,500,455	7,596,264	3,913,536
Egypt.....	450,540,000	54,820,818	54,737,670	29,000,000	68,000,000
France.....	4,695,600,000	548,605,716	589,334,162	892,360,000	961,540,000
Germany.....	30,000,000	135,584,249	135,000,000	918,850,000	608,200,000
Gt. Britain & Ireland.	3,888,907,980	398,825,180	412,017,475	1,969,695,885	1,263,883,010
Greece.....	98,012,000	7,765,360	7,832,768	24,073,400	15,097,000
Guiana.....	460,000	1,580,000	4,580,000	1,811,770	2,241,040
Hawaiian Islands...	548,022	504,095	460,000	1,682,000	2,090,000
Hungary Proper...	274,358,915	106,069,258	116,902,036
India, British.....	576,634,330	272,649,885	292,503,145	244,000,000	325,600,000
Italy.....	1,977,117,845	279,550,000	278,121,440	265,899,000	213,371,000
Japan.....	145,000,000	63,120,600	62,993,850	24,087,515	27,669,465
Luxembourg.....	2,400,000	1,438,660	1,409,344
Mexico.....	395,500,000	23,807,671	24,891,522	29,062,407	31,659,151
Netherlands.....	391,242,322	43,973,345	48,785,061	305,416,000	226,750,000
Norway.....	13,526,128	11,364,220	10,726,500	52,017,280	33,933,640
Paraguay.....	12,098,417	609,000	750,000	565,595	607,653
Peru.....	213,482,680	29,801,195	33,755,375	24,179,094	57,500,000
Persia.....	No debt.	8,240,000	8,750,000	5,625,000	2,813,000
Portugal.....	428,977,613	29,568,816	29,720,336	38,131,520	26,448,600
Roumania.....	90,000,000	19,578,885	19,578,885	16,200,000	28,440,000
Russia.....	3,020,092,043	489,377,280	490,557,403	365,426,400	286,484,000
Servia.....	5,000,000	2,968,422	2,924,779	6,197,000	5,500,000
Siam.....	4,000,000	4,000,000	7,100,000	8,300,000
Spain.....	2,401,612,001	131,500,000	131,824,000	66,670,000	75,564,000
Sweden.....	39,241,142	23,563,201	21,872,193	85,906,800	62,532,960
Switzerland.....	6,225,000	8,297,480	8,524,400	Not given.	Not given.
Turkey.....	1,212,772,200	88,764,050	140,000,000	72,430,000	51,000,000
United States.....	2,228,648,111	257,763,879	236,964,327	466,872,846	739,107,578
Uruguay.....	43,615,000	6,965,683	6,800,000	21,917,800	16,953,000
Venezuela.....	62,659,687	3,549,000	3,642,500	12,000,000	17,000,000
Total debts.....	24,297,349,195

Congressional Appropriations for Fiscal Years 1879 and 1880.

OBJECT.	Year ending June 30, 1879.	Year ending June 30, 1880.	OBJECT.	Year ending June 30, 1879.	Year ending June 30, 1880.
	Dollars.	Dollars.		Dollars.	Dollars.
Legislative, executive and judicial expenses...	15,868,694	16,136,230	Military Academy	292,805	319,547
Sundry civil exp's	24,968,590	17,634,869	Fortifications.....	275,000	275,000
Consular and diplomatic.....	1,087,535	1,097,735	Indians.....	4,734,876	4,713,479
Post Office.....	4,222,275	5,872,376	Rivers & harbors.	8,322,700	9,577,495
Army.....	25,567,179	26,797,300	Deficiencies.....	15,213,259	4,633,825
Naval Service....	14,153,432	14,028,469	Miscellaneous objects.....	2,226,390	2,995,124
Pensions.....	29,371,574	56,233,200	Exp's U. S. Courts	2,090,000
			Total.....	146,304,309	162,404,649

1. Includes \$5,500,000 for the Halifax award.

NATIONAL DEBTS, EXPENDITURE, AND COMMERCE, PER CAPITA.

[Computed from the official census and finance statements of each country.]

COUNTRY.	Debt per head.	Annual expenditure per head.	Annual imports per head.	Annual exports per head.
	Dollars.	Dollars.	Dollars.	Dollars.
Argentine Republic.....	39.07	12.04	20.31	25.66
Austria-Hungary.....	5.73	1.63	7.19	5.70
Austria proper.....	65.26	9.29
Hungary proper.....	17.68	7.53
Belgium.....	48.08	10.13	53.41	46.06
Bolivia.....	10.04	2.58	3.30	2.08
Brazil.....	36.43	6.70	8.71	10.31
Canada.....	31.16	6.69	25.87	24.94
Chili.....	24.49	10.66	18.21	17.95
Colombia.....	5.22	.94	2.35	3.38
Denmark.....	27.19	6.83	26.31	17.95
Ecuador.....	20.20	24.36	8.77	4.51
Egypt.....	85.82	10.42	5.52	12.94
France.....	127.23	14.07	24.17	26.05
German Empire.....	.70	3.15	21.54	14.21
Prussia.....	10.55	6.33
Great Britain and Ireland... ..	114.62	12.35	59.11	40.59
Greece.....	27.50	5.35	16.49	10.30
India, British.....	3.01	1.42	.93	1.48
Italy.....	71.94	10.12	9.67	8.85
Mexico.....	42.63	2.68	3.13	3.41
Netherlands.....	101.21	11.37	71.27	67.70
Norway.....	7.48	5.91	28.77	18.77
Paraguay.....	54.72	3.39	2.55	2.74
Peru.....	79.82	12.62	14.02
Portugal.....	96.84	6.70	8.60	5.97
Roumania.....	11.82	3.85	3.19	5.60
Russia.....	26.33	4.83	4.22	3.23
Servia.....	3.61	1.43	4.58	4.06
Spain.....	142.71	7.83	3.96	4.48
Sweden.....	8.86	4.93	19.39	14.11
Switzerland.....	2.25	3.08
Turkey.....	31.70	4.38	2.23	1.59
United States.....	52.56	6.13	12.64	16.92
Uruguay.....	98.00	15.28	49.25	38.09
Venezuela.....	35.11	2.04	6.72	9.52

Aggregate Issues of Paper Money in War Times.

The following table exhibits the amount *per capita* issued of the Continental money, the French *assignats*, the Confederate currency, and the legal-tender greenbacks and national bank-notes of the United States.

	POPULATION.	AMOUNT ISSUED.	Amount per head.
		Dollars.	Dollars.
Continental money.....	3,000,000 in 1780.	359,546,825	119 84
French assignats.....	26,500,000 (France in 1790).	9,115,600,000	343 98
Confederate currency.....	9,103,332 (11 Confederate States, 1860).	654,465,963	71 89
Greenbacks and national bank notes.....	31,443,321 (United States in 1860).	Highest amount in circulation, Jan., '66 750,820,228	23 87

FOREIGN COUNTRIES.

NOTE.—For the rulers or heads of the principal nations, see [page 109.

Argentine Republic.

THIS country has an area as great as all Central and Western Europe combined (about 1,619,500 sq. miles), and a population of 1,768,681 by census of 1869, now estimated at 2,500,000. It abounds in remarkably fertile plains, called pampas, with rich alluvial soil four or five feet thick, formed by decay of luxurious vegetation.

It consists of 14 provinces; the province of Buenos Ayres is the most populous, having over half a million population, with a capital city—Buenos Ayres—of 200,000, estimated for 1878. The vast extent of Indian country is very sparsely populated. The population of Buenos Ayres and the riverine provinces is largely European, and immigration has increased enormously of late years, attracted by the fertility of the soil and the prosperity and free institutions of the Republic. By the last census there were 212,000 people of foreign birth, occupying 2,000,000 acres of land, in the province of Buenos Ayres alone, and owning 35 million sheep, besides multitudes of horned cattle, buildings, etc., acquired in a few years by men who, on arrival, did not own a dollar.

Eminently a pastoral country, with about 18 million horned cattle, and 100 million sheep, the exports are largely of wool, hides, and tallow. The premium on gold varied from 30 to 33 per cent in 1878. The exports in 1877 were \$43,393,609, and the imports \$39,309,141. Twelve lines of steamers run to Europe, the passage occupying 29 days. The Republic has nearly 1500 miles of railway, and 8000 miles of telegraph, besides an Atlantic cable communicating with London.

The revenue for 1879 was \$16,870,000, derived almost wholly from import and export duties. The expenditure in 1877 was \$17,193,284, and the total national debt \$61,277,802.

The government is a Federal Republic, modelled on the Constitution of the United States, except that the ministry is responsible to Congress, an adverse vote in the Senate and House leading to the formation of a new Cabinet. The laws are the same for all, native or foreign; immigrants are free to naturalize themselves as Argentines or to maintain their foreign nationality.

Austria,

Called, since 1867, the Austro-Hungarian Monarchy (240,000 square miles; population in 1869, 35,904,435), comprises five countries, each bearing the name of kingdom. Its largest city and capital, Vienna, had 833,855 inhabitants in 1869.

The population of Austria em-

braces several distinct races, the most numerous being the German, numbering 9 millions, or 25 per cent of the whole.

The various Slavonic races number about 16½ millions, or 46 per cent. Poles, Croats, Serbians, Czechs, Moravians, etc. The Magyars, or Hungarians, number 5½ millions, or 16 per cent; the Wallachians, nearly 3 millions; the Jews, 1,100,000; the Italians, 515,000; and Gypsies, 140,000.

About two thirds of the people profess the Roman Catholic religion. Education receives great attention, and is open to all at small cost, or even gratuitously. In Austria, all children from six to twelve are bound to attend the common schools, and 76 per cent actually do so. There are 92 gymnasia, or higher schools, and 6 universities, while Hungary has 142 gymnasia and one university.

The majority of the people pursue agriculture. About 30 per cent are engaged in trade or manufactures. The productive land of Austria is estimated at 89 per cent of its area; Hungary, 84 per cent. The great crop is grain, an annual yield of over 400 million bushels. For commerce, Austria is not favorably situated, being an inland country. The principal seaport is Trieste, on the Adriatic. Total imports about 83 million dollars, and exports 65 million dollars.

The legislative body, or Reichsrath, consists of a House of Lords nominated by the Emperor, consisting partly of life members and partly of hereditary nobles; and a House of Representatives, 353 members, elected by all citizens who possess a small property qualification.

Hungary has a Reichstag, consisting of a House of Magnates for high officers and peers of the kingdom, and a House of Representatives elected for three years. The sovereign (the Austro-Hungarian Emperor) is styled king in Hungary.

In the imperial finances Austria pays 70 per cent and Hungary 30 per cent toward the expenses of the empire. The budget of 1878 summed up: receipts, 56 million dollars; expenditures, about the same. The budget of Austria proper amounted to 181 million dollars in 1878; the expenditures to \$179,500,000. The Hungarian budget for 1878, including receipts, \$109,000,000; and expenditures, \$120,500,000. The public debt of the empire was \$1,489,600,000.

The army, on a peace footing, consisted in 1878 of 275,531 men and 16,635 officers. Military service is compulsory for ten years.

The navy in 1878 consisted of 55 vessels, 11 of which were ironclads, and 30 steam vessels, with 320 guns.

Belgium.

Belgium is a kingdom of Western Europe; area, 11,378 square miles; population, 1876, 5,336,185; capital, Brussels, 164,598. Most of the people are Roman Catholics, there being about 15,000 Protestants, and 3000 Jews. Revenue, 1875, \$58,340,000; expenditures, \$142,720,000.

The public debt in 1878 was \$374,620,201. Imports in 1876, \$290,000,000; exports, \$213,000,000. Army, peace footing, 46,383 men.

Railways in operation, 1878, 2194 miles, two thirds of which were owned and managed by the government. Miles of telegraph, 1878, 3144; post-offices, 585; letters carried, 63,641,094; postal-cards, 11,671,296; journals, 77,938,000. The great interests are agriculture and manufactures, Belgium being one great workshop. Education is zealously promoted by the government, but, notwithstanding abundant primary school provisions, only 58 per cent of the population above 7 years of age were able to read and write in 1866.

Bolivia.

Bolivia, a republic of South America, named in honor of Bolivar (536,200 square miles; population 1874, estimated, 1,811,368, to which should be added about 245,000 wild Indians), is divided into 9 departments, each having a distinct governor. The government is popular in form, three legislative chambers being elected for four years, eight years, and for life. The president is elected for life by a majority of the collective legislature. The administration belongs wholly to the ministry, which is responsible to the Senate. Religion is free, the Roman Catholic being the prevailing form.

The public debt in 1875 was \$17,000,000. The revenue was \$2,929,574 in 1874, one fifth of which was derived from customs, about as much from Indian tribute, and half as much from the sale of guano; expenditure, \$4,505,504. Imports in 1877, \$5,500,000; exports, \$4,500,000.

Bolivia abounds in high plateaus, constituting granaries of wheat production, has much valuable timber, and the lowlands are the seat of tropical forests and swamps, with every variety of climate, and two or more zones of production. It produces coffee, cotton, sugar-canes, garden vegetables and fruits in surprising luxuriance and abundance. Western Bolivia contains the highest mountains of the two Americas, with frequent volcanoes. The great Cordillerarange, reaching up into the region of eternal ice and snow, culminating in the peak of Sorata, 24,800 feet high. The silver-mines of Potosi, world-famous for richness of production, have yielded over \$1,600,000,000 since 1545. Bolivia is poorly supplied with roads, and railroads are as yet almost un-

known, great natural difficulties being presented to their construction.

Brazil.

Brazil, the only kingdom in America (area, 388,110 square miles; population, 1872, 9,700,187), is the largest of the South American countries. First occupied by the French in 1558, the country early fell into Portuguese possession, afterwards passing under the Spanish rule, but reverting to Portugal in 1640.

The legislative power is vested in a Senate of 58 members elected for life, and a Chamber of Deputies, 122 members, chosen for four years by indirect suffrage involving a property qualification.

The executive power is vested in the emperor and his ministers and secretaries of state. For administrative purposes, the Brazilian empire is divided into twenty provinces, comprising 642 municipalities, each having a council chosen directly by citizens possessed of an annual income of \$112.

The public debt of Brazil is about \$380,000,000, of which \$85,000,000 consists of paper money issues. The revenue for 1879 was \$52,541,100, more than one half of which was customs duties, and one sixth from export duties, the taxes in both these forms on commodities being very heavy. The expenditure in 1879 was \$51,885,000.

The army consists of 17,942 men, raised to 32,000 on a war footing.

The naval force embraces 61 steam vessels, with 230 guns, and 4136 seamen.

Free public schools supported by the state exist throughout the empire, and in some of the provinces instruction is compulsory.

Brazil has about 200 newspapers, of which six dailies are published at the capital, Rio de Janeiro.

The Roman Catholic religion is established, other forms being tolerated, though they may only be practised privately, and dissenters enjoy civil rights, except that of election to the General Assembly.

Brazilian commerce is flourishing, and there are 18 lines of steam vessels, receiving annual subsidy from the state to the amount of \$750,000; besides this, the North American steamship line, running between Brazil and New York, enjoys a Brazilian subsidy of \$100,000 annually. The imports in 1876 aggregated \$86,650,000, and the exports, chiefly of coffee, hides, and sugar, \$92,449,050. By a decree of 1867 the great river Amazon was opened to the trading ships of all nations. In 1874 a submarine telegraph cable was completed from Europe. The roads of Brazil are wretched, but railways have been constructed to the number of over twenty, and are being rapidly extended by the state, as well as by private enterprise.

THE DOMINION OF CANADA.

[Compiled from the Sessional Papers of the Dominion of Canada for 1879.]

The Dominion of Canada forms (since 1867) a confederate government, with a representative parliament meeting annually at Ottawa, the capital. The members of the Senate, 78 in number, are nominated for life by the summons of the Governor-General. The House of Commons, with 206 members, is elected by the people for five years, the right of suffrage being subject to a property qualification. The Governor-General (appointed in 1878) is the Marquis of Lorne, salary, \$50,000. The funded debt in 1878 was \$149,397,110, drawing interest from 4 to 6 per cent., having increased to this amount from 80 millions in 1867. The revenue for the fiscal year ending June 30, 1877, was \$22,059,274, derived from the following principal sources: customs, \$12,546,988; excise, \$4,941,898; public works, including railways and canals, \$1,807,076; post-office, \$1,114,946.

The expenditure for 1877 was \$34,362,408, of which \$3,000,000 was for redemption of the debt, \$3,000,000 for the Pacific and other railway constructions, and \$4,000,000 for other public works. The net ordinary expenses amounted to \$23,587,368, the principal item being for interest on the public debt, \$6,797,227.

Commerce of Canada for 11 Years—1868-1878.

Statement showing the values of total Exports, Imports, and Goods entered for Consumption in the Dominion, with the Duty collected thereon.

Year ending June 30.	Total Exports.	Total Imports.	Entered for Consumption.	Duty.
	\$	\$	\$	\$
1868.....	57,567,888	73,459,644	71,985,306	8,819,431 63
1869.....	60,474,781	70,415,165	67,402,170	8,298,909 71
1870.....	73,573,490	74,814,339	71,237,663	9,462,940 44
1871.....	74,173,618	96,092,971	86,947,432	11,843,655 75
1872.....	82,639,663	111,430,527	107,709,116	13,045,493 50
1873.....	89,789,922	128,011,281	127,514,594	13,017,730 17
1874.....	89,351,928	128,213,582	127,404,169	14,421,882 67
1875.....	77,886,979	123,070,283	119,618,657	15,361,332 12
1876.....	80,966,435	93,210,346	94,733,218	12,833,114 48
1877.....	75,875,393	99,327,962	96,300,483	12,548,451 09
1878.....	79,323,667	93,081,787	91,199,577	12,795,693 17

The chief items of export were in 1877 :

Wood, timber, lumber, etc....	\$23,000,000	Animals, and produce of....	\$13,000,000
Bread-stuffs.....	12,000,000	Products of the mines.....	3,000,000
Fisheries.....	6,000,000	Manufactured articles.....	4,000,000

Of the imports, 37 millions came from Great Britain, 48 millions from the United States, and \$8,300,000 from all other countries.

Of the exports, \$45,500,000 went to Great Britain, 25 millions to the United States, and 9 millions to all other countries. The Canadian lumber trade is of great extent and value, and from 94 to 96 per cent. of its aggregate exports go to the United States.

The merchant shipping of the Dominion, Jan. 1, 1878, numbered 7,362 vessels, measuring 1,310 468 tons, and is steadily increasing. The canals of Canada are extensive and profitable, and are managed by the Government. The Welland canal charges 20 cents per ton on grain and other bulky freights, and 2½ cents a ton on each vessel. The total tonnage passing the Welland canal in 1877 was 1,216,659, and that through the Saint Lawrence canals, 1,341,156. The revenue from all the canals in 1877 was \$373,954.

The savings banks of Canada in 1877 numbered 287 post-office and government savings banks (first started in 1868), with deposits amounting to \$7,470,631, on which the interest allowed depositors was \$294,224.

The total money value of the fisheries within the Dominion of Canada has been as follows, for the past eight years :

1870.....	\$6,577,391 72	1874.....	\$11,681,886 20
1871.....	7,573,199 85	1875.....	10,350,385 29
1872.....	9,570,116 05	1876.....	11,012,302 39
1873.....	10,547,402 44	1877.....	11,422,501 77
		1878.....	13,373,486 00

Of this aggregate, the value of cod-fish figures at about \$3,360,000 per annum; mackerel, \$1,670,000; herring, \$1,500,000, and lobsters, \$1,213,000.

The Indian population of Canada, as reported by the Superintendent of Indian Affairs in 1877, was 99,650.

Chili.

Chili, a republic of South America, area 2,319,266 square miles, population, 1875, 2,075,971, to which should be added omissions, 10 per cent, and about 50,000 Indians, is a mountainous country subject to frequent earthquakes. It has almost every variety of climate, its long narrow territory extending from the hot deserts near the equator to the cold and wet region within twelve degrees of the Antarctic Circle. One quarter of the country is near the level of the sea, while the great Andes range of mountains rise far above the line of perpetual snow, their mean elevation being 11,830 feet, and the highest peak (Aconcagua) 22,427 feet.

Chili, originally a Spanish settlement, became independent in 1810-'17. By the constitution of 1833 the legislative power is in a National Congress composed of 37 members, elected for six years, and a Chamber of Deputies, 100 members, for three years. Suffrage is universal to citizens able to read and write and paying a small annual tax.

The executive power resides in a President elected for five years, a council of state, and five cabinet ministers, having salaries of \$6,000 each.

The national debt in 1879 amounted to \$79,452,490, mostly contracted in England for the construction of railways. The revenue for 1879 was \$16,001,463, one half derived from customs and monopolies; and the expenditure \$17,496,922. The commerce of Chili is considerable, the exports being \$37,771,440 in 1876, and the imports \$35,291,112, nearly one half the commerce being with Great Britain.

Agriculture flourishes, although about 82 per cent of the entire surface is desert, pasture, or forests, with only 18 per cent arable land. Wheat is the most important product, the crop averaging ten million bushels, two thirds of which is exported.

Chili is rich in gold, silver, and especially in copper.

The army, reduced in 1875 to 3500 men, was largely increased in 1879 on account of the Peruvian war.

The navy consists of 10 or 12 steam vessels, manned by 1800 men.

Education is largely aided by government, which supports 810 schools through the country, besides lyceums and the University of Chili, an invaluable government institution, with 700 students, 37 professors, and free instruction.

The Roman Catholic religion is recognized by the constitution, but the public profession of other forms is tolerated.

China.

China, an immense empire in Asia, area 1,554,000 square miles, popula-

tion 405,000,000 (estimated), has of late years opened diplomatic and commercial intercourse with other nations. It includes Tibet, Mongolia, and Manchuria, besides China proper; the country abounds in numerous rivers, forming the chief highways of the empire. The government is a patriarchal despotism, the Emperor being an autocrat, whose sway is limited only by the sacred right of rebellion. Its vast and productive territory is larger than that of any nation except Russia, and its civilization, the most ancient in the world, has peculiarities unknown to the civilizations of Europe or America. The exclusiveness which long made China a sealed book is slowly giving way, and the empire now sends its ministers to the United States, England, France, Germany, Russia, Spain, the West Indies, and Japan; but the Chinese government still refuses to open the empire to railroads and telegraphs, and destroyed in 1877 the first and only railway laid in the empire; and only 14 of its numerous ports are open to foreign trade. The imports in 1876 were \$105,360,000, and the exports \$122,360,000; about one-third of the commerce is with Great Britain; silk and tea make up three-fourths of the exports, while opium and cotton goods constitute two-thirds of the imports. No certain information regarding Chinese finances exists, but the revenues were estimated in 1875 at \$126,000,000; the public debt is of unknown amount, being wholly domestic, except one foreign loan of \$3,135,000 at 8 per cent recently contracted, and guaranteed by the customs receipts.

The army of China has 270,000 men organized after the European custom, while on paper the military force is set down 800,000 Chinese and 271,000 Manchos. The navy embraces 38 vessels.

Colombia.

Colombia (the United States of) is a confederated republic in South America, including a large part of what was called New Granada; area 500,000 square miles; population, 1870, 2,950,017, besides about 100,000 wild Indians. Its present political organization dates from 1863. The largest city is Bogota, the capital, with 50,000 inhabitants, and Panama has about 20,000.

The legislative power resides in a Senate of 27 members, and a Representative Chamber of 61, elected by general suffrage. The executive power is exercised by a President chosen for two years by the people of the different States, and by four ministers. The revenue is very small, amounting in 1878 to only \$4,838,800, two-thirds of which was from customs. The expenditure was \$7,271,933 in 1878. The public debt amounted to

\$15,999,304 in 1878, imports in 1877 to \$6,709,109; exports, \$10,049,071.

Coffee, cotton, tobacco, and cinchona bark form a large part of the exports, and agriculture is the leading industry. Only two railways are in operation, the Panama line across the Isthmus, 46 miles, being the principal. Telegraphs, 1,520 miles. Letters carried by post-office, 358,254.

Colombia has no navy, and the army in time of peace musters only 1,420 men. Education has been recently much improved, the law of 1870 transferring it from the hands of the clergy to the State, and requiring compulsory instruction, the general government subsidizing the States to maintain schools. Religious freedom prevails, there being no State church, though the predominant religion is Roman Catholic.

Costa Rica.

Costa Rica, the most southern republic of Central America, area 21,495 square miles, population in 1874, 185,000, mostly of Spanish descent, with very slight foreign elements. It is divided into six provinces, the government being vested in a President elected for 4 years, two Vice-Presidents and four ministers. The legislative power is in a Congress of Deputies chosen for 4 years.

The revenue for fiscal year 1878, \$3,819,211, one-third of which is derived from the monopoly of tobacco and brandy by the government, the rest from customs and various taxes. The expenditure was \$3,904,657, and the public debt \$12,000,000. The exports of 1878 were \$6,187,062, of which coffee alone amounted to about \$4,450,000; the imports were \$3,116,290, chiefly manufactures from England.

There is no standing army except 900 soldiers of the militia, which comprises 16,370 men, or all between the age of 15 and 30. The State religion is Roman Catholic, but full religious liberty is guaranteed by the Constitution. The soil is extremely fertile; there are vast forests of mahogany, ebony, Brazil-wood, and India-rubber trees, and the climate fosters almost all the fruits of the tropic and temperate zones, about 1,100 square miles being under cultivation. Railways, 36 miles; telegraphs, 193 miles.

Cuba.

Cuba, a colony of Spain, in the West Indies, having 72,000 square miles; population, 1876, 1,414,508, half of whom are blacks, and 8 per cent slaves. The island is governed by a Captain General, appointed by the Spanish crown. Its great staple is sugar, of which 620,000 to 800,000 tons are annually exported, two-thirds of it to the United States, besides 4,000,000 to 5,000,000 gallons of molasses.

Denmark.

Denmark, (area 14,553 square miles; population, 1870, 1,912,142), is a constitutional kingdom, occupying an almost insular position between the North Sea and the Baltic. The climate is like that of Scotland in the same latitude, the mean temperature of the year being 47° at Copenhagen. The constitutional charter of 1850, vests the legislative power in the Reichsdag, consisting of a Folksting, 102 members, and a Landsting, 66 members (1850 charter amended in 1866). The Folksting are elected for three years by universal suffrage, and the Landsting for eight years by electoral districts, except 12 members who are nominated for life by the King. King, Christian IX.; Minister of Finance, J. B. S. Estrup; Minister of the Interior, E. V. R. de Speel; Minister of Justice, J. M. V. Nellemann; Minister of Worship and Public Instruction, J. C. H. Fischer; Minister of Foreign Affairs, Baron de Rosenarn-Lehn; Minister of War and Marine, J. C. F. Dreyer. The budget for 1878-9 included receipts \$13,800,000, of which no less than \$8,300,000 were from indirect taxes, and \$2,300,000 from direct taxes. The expenditure was \$13,200,000, one-fourth of which was on account of the national debt, which amounted in 1877 to \$25,250,000.

The army (recruited by conscription) embraces 35,975 men, besides a reserve of 15,258. The navy in 1876 included 33 steam vessels with 230 guns, and 29 sail vessels.

The commerce of Denmark in 1876 comprised \$77,000,000 imports, and \$63,000,000 exports, the exports chiefly grain.

There are 700 miles of railway, two-thirds of which are operated by the State. The government telegraph embraces 1,650 miles, which transmitted a total of 940,655 dispatches in 1876. The postal system in 1876 transmitted 20,088,138 letters and 19,318,353 newspapers.

The established church of Denmark is the Lutheran—Protestant—Roman Catholics having been but recently tolerated in Scandinavia.

By the census of 1870 there were, Lutherans, 1,777,000; Jews, 4,300; Baptists, 3,200; Mormons, 2,200; Roman Catholics, 1,800.

Education is highly developed by the compulsory system, and almost all the lower classes can read and write.

Ecuador.

Ecuador, a South American republic, traversed by the equator, from which it takes its name, area 248,580 square miles, population 946,033 (estimated), besides about 200,000 Indians; capital, Quito, has about 80,000 people; Guayaquil, the principal seaport, 26,000. Quito is the loftiest inhabited

city, 9500 feet above the sea. The country is traversed by the two vast mountain ranges of the Cordilleras, reaching to a height of 18,000 feet, full of noble volcanic summits, and divided by magnificent valleys. Cotopaxi and Chimborazo are capped with perpetual snow.

The government is vested in a President, chosen by 900 electors appointed by popular vote, the Vice-President, who is Minister of the Interior, and three other cabinet officers. The Congress consists of a Senate of sixteen and a House of thirty members chosen by popular suffrage. The army has only 1200 men, and the navy three small steamers. The finances, which are in a state of chronic deficit, represented in 1876 revenues (half derived from customs) amounting to \$2,317,000, expenditures \$3,360,000. The public debt in 1877 was \$22,938,000.

Roads are almost unknown in Ecuador, being mostly mere mule tracks, impassable for several months of the year; all transportation of goods is on the backs of mules, wheeled conveyances being almost unknown. There are thirty miles of railway.

The principal article of export is cocoa, amounting to \$3,539,641 in 1876, out of a total of \$5,371,912; the imports were about \$2,000,000.

The sole religion professed is the Roman Catholic, and 10 per cent of the Church revenue belonging to the State goes to the Pope as an annual offering. Education is in the hands of the clergy, with about 600 schools, one university, and several colleges.

Egypt.

Egypt, a dependency of Turkey, situated in northern Africa; area, 869,391 square miles; population in 1877, 17,402,627 (estimated), including Nubia and Soodan. Imports, 1877, \$223,644,000; exports, \$615,229,648; more than half the commerce is with Great Britain. The executive power, which is absolute, is in the hands of the Khedive, a prince tributary to the Sultan. The largest city is Cairo, 349,883 inhabitants. Revenue for 1879 was estimated at \$49,683,000, and the expenditures at \$51,260,000. Public debt, \$398,420,140. Army, 53,760 men; navy, 14 vessels. Railways in 1877, 1080 miles; telegraphs, 5,260 miles. Letters carried by post in 1877, 2648,000; journals, 728,949.

France.

The republic of France (204,147 square miles; population in 1876, 36,905,788) dates its present constitution and government from the 4th of September, 1870, when the Second Empire, under Napoleon III., came to an end. The legislative power is vested in a *Corps Legislatif*, consisting of a Senate of 300 members, 225 of whom

are chosen for 9 years by the Departments and the colonies, and 75 for life by the National Assembly; and a Chamber of Deputies, now 532 members, elected by universal suffrage, one deputy to each 100,000 inhabitants. Salary of Senators and Deputies, \$1,800. Every Frenchman of 21 years has the right to vote, and there were in 1876, 9,948,070 legal voters, a ratio of one voter to every four inhabitants nearly.

The executive power is vested in a President, elected for seven years by a joint assembly of the Senate and the Chamber of Deputies; salary, \$120,000, and \$32,480 for household expenses; he has power to dissolve the Chamber of Deputies upon the advice of the Senate. The ministry, or Secretaries of State, consisting of nine members, are responsible to the Chambers for the political conduct of the government, while the President is responsible only in case of high treason.

Besides these officers there is a Council of State presided over by the Minister of Justice, whose function it is to advise on all subjects of law and administrative regulations submitted to it, its decision being final on causes or complaints against officers of the Government.

France is divided into 87 departments, which are subdivided into 362 "arrondissements," 2865 "cantons," and about 36,000 "communes." The President of the Republic appoints a prefect or administrative officer for each department, who is head of the police, issues local decrees, superintends tax collection, and, in a word, represents the government as general agent, assisted by a council elected by the people.

Public debt is divided into funded debt, which is not subject to reimbursement, but only to interest payment, and floating debt or deposits with the treasury, and bills of exchange called "bons du trésor." The funded debt, represented by 5 per cent Rentes, was \$4,750,337,109, and the floating debt, \$65,000,000.

Revenue for 1879, \$545,000,000; expenditure, \$552,800,000.

Imports in 1878 amounted to \$892,195,000, and exports the same year to \$673,961,400.

Miles of railway January 1, 1879, 15,265.

The large revenues are derived chiefly from excise and stamp taxes, only the insignificant sum of \$54,000,000, or about 10 per cent of the whole revenue, coming from customs; the land tax or "contribution foncière" is assessed on the net revenue of lands and houses; the poll-tax, the door and window tax, and the license tax bring in large sums; the income tax is 3 per cent on income from public funds or any other dividends, besides which

the stamp taxes amount to 3 or 4 per cent on this class of property; the excise brings in the largest revenue of all, about \$200,000,000 per annum, and is levied on spirits, tobacco, salt, sugar, paper, matches, coaches, railways, bridges, receipts, etc.

The army, consisting of about 440,000 men in time of peace, and 19,057 officers, costs about \$100,000,000 per annum. Every Frenchman of 20 years owes to the country five years active service, with very slight exemptions.

The French navy has 110 vessels, 1758 officers and about 20,000 marines.

The Roman Catholic Church is the most powerful in France, and the sums paid to the clergy of that faith by the government amount to about \$8,000,000 a year.

Systematic provision is made for public instruction, every commune having to maintain primary schools, though education is neither gratuitous nor compulsory. In 1873, out of a population of 23,294,554 above 20 years, 7,702,362 could neither read nor write.

About half the French people are engaged in agriculture, and the multitude of small landed proprietors is greater proportionally than in any country except the United States: out of 18,513,325 rural population there were 9,000,000 land owners living on their lands, 4,570,000 farmers and tenants, and only 3,255,000 day laborers. The value of land under tillage varied from \$105 to \$323 per acre, and the rent of land from \$3.64 to \$12.14 per acre.

Germany.

The empire of Germany (208,427 square miles; population, 1875, 42,727,360) succeeded in 1871, to the North German Confederation of 1866. It is a union of 25 sovereign states, consisting of 4 kingdoms, 6 grand duchies 5 duchies, 7 principalities, and 3 free towns. Alsace-Lorraine, ceded by France at the close of the war of 1870-71, forms a 26th member of the confederation, but is governed by Imperial authority.

Germany is a constitutional monarchy, the Emperor exercising imperial power in the name of the 25 confederated states. The Bundesrath, or federal council, has 59 members appointed for each session by the governments of the several states. The Reichstag, or House of Representatives, has 397 members, elected for 3 years by universal suffrage—every German of 21 years being an elector. The sessions of the legislature are annual, and every law must receive a majority of the whole number of members of both Houses, and the sanction of the Emperor.

The revenue for fiscal year ending March 31, 1879, was \$83,204,050, derived one-third from customs, one-third

from excise on sugar, salt, tobacco, spirits, and malt, and the remaining third from various sources. The expenditure for ordinary purposes was \$103,877,190, of which no less than \$80,600,000 was for the army, and \$30,000,000 extraordinary expenses. The deficiency in revenue to meet expenditure was made up by contributions of the states, \$22,000,000, and loans \$29,000,000. In 1879 heavy additions were made to the tariff on imported goods, and Germany has returned to an extreme protective system.

The public debt is only about \$44,000,000 funded, and about \$40,000,000 floating debt, represented by Treasury notes bearing no interest.

An exclusive gold currency was adopted by law of December 4, 1871.

The German army on a peace footing has been fixed at 401,659 men until December 31, 1881. Military service is compulsory upon every German capable of bearing arms.

The German navy consists of 70 vessels, 965 officers, and 9,265 men.

Public school education is compulsory in Germany; the number of primary schools is about 60,000, and of pupils 6,500,000. There are 360 gymnasia for preparatory training for the universities; of the latter there are 21, with 1,913 professors, and 20,826 students.

The population of Germany in 1875 embraced about 27,000,000 Protestants, 15,000,000 Roman Catholics, and 500,000 Jews.

The foreign commerce of Germany amounted in 1876 to \$918,850,000 imports, \$608,200,000 exports.

Germany had in 1878, 18,830 miles of railway, about 11,000 miles of which were worked by the government, and 7,689 miles only were private railways.

In 1878 there were 33,660 miles of telegraph lines, sending 14 million messages. The postal and telegraphic departments are managed conjointly by the government, and have increased greatly of late years, the number of letters carried in 1877 being 604 millions, against 352 millions in 1872.

Great Britain.

Great Britain, a kingdom embracing England, Wales, Scotland, Ireland, and the Channel Islands, area 84,392 square miles, population 1871, 21,628,338, has also immense landed possessions in all parts of the globe; its colonies in Asia, chiefly British India, embrace over 210,000,000 inhabitants, in America over 5,000,000, and in Australia 2,400,000. By the British constitution the supreme legislative power is in a Parliament which holds for 7 years unless sooner dissolved by royal proclamation. The House of Lords (538 members in 1879) consists of 5 peers of the Queen's family, 2 archbishops and

5 bishops, 201 dukes, marquises, earls, and viscounts, 261 barons, 16 Scottish and 28 Irish representative peers; all of these but the last named hold for life. The House of Commons consists of 650 members elected by limited suffrage, of whom 40 constitute a quorum to do business; members of Parliament receive no salary.

The executive government, nominally in the Crown, is practically in the Cabinet, consisting of 13 members whose tenure of office is dependent upon their measures commanding a majority in the House of Commons.

At the head of the Cabinet is the First Lord of the Treasury, known as the Premier or Prime Minister; he dispenses the patronage of the Crown, his colleagues being appointed at his recommendation.

Revenue of Great Britain fiscal year ending March 31, 1879, \$415,579,860; expenditure, \$427,038,945; of which no less than 150 millions was for army and navy, and 150 millions more for interest; public debt '79, \$3,888,907,980.

Imports 1878, \$1,779,000,000; exports, \$1,180,000,000.

The army in 1878 embraced 128,253 men, and 7,199 officers, besides 136,778 militia and 102,810 volunteers, maintained at a total cost of \$74,826,500. The navy consists of 249 vessels, maintained at a cost of \$58,659,500 in 1879.

The island of Great Britain is a network of railways, of which there were 17,333 miles in operation in 1879. The telegraph embraced 5,375 miles, owned and operated by the government since 1871. The post-office service of England, carried to a greater perfection than in any other country, delivered 1059 million letters in 1877, besides 102 million postal cards, and 318 million newspapers and book packets.

Education is widely extended; the total expenditure for elementary schools having been nearly \$20,000,000 in 1878.

England abounds in iron and coal mines, the product of pig iron amounting to about \$90,000,000 per annum and of coal about \$230,000,000. Textile industries are of enormous extent, employing nearly 1 million hands; the metal manufactures come next, employing 650,000 hands. British manufactures are found in all parts of the globe.

Agriculture is carried to a high degree of perfection, though the soil is in the hands of a comparatively small number of proprietors.

Great Britain is a Protestant country, the established church in England being the Episcopal, and in Scotland Presbyterian, while in Ireland no church is now established by law. Since the abolition of the corn laws or duties upon grain in 1846, England has gradually become a free trade country, only about twenty articles being charged with import duties.

Greece.

Greece, a kingdom of south-eastern Europe, area 19,353 square miles, population 1870, 1,457,894, is governed, since his election by the National Assembly in 1863, by George I., son of the King of Denmark. By the constitution of 1864 the legislative power resides in a parliament or single Chamber of 187 Deputies elected for 4 years by universal suffrage. The revenue in 1867 was \$7,945,000, $\frac{1}{3}$ derived from customs, and the expenditure \$8,219,000; the public debt was \$96,618,000 in 1877. Imports 1875, \$28,150,000, exports \$17,940,000, principally raisins, currants, and olive oil. The army consists of 24,376 men, capable of being increased to 200,000 in war. The navy has 11 steamers and 10 sailing vessels. The commercial marine numbered no less than 5,001 vessels. Greece has only $7\frac{1}{2}$ miles of railway, from Athens to the Piræus, and 1,540 miles of telegraph. Post-offices, 140; letters carried, 1876, 3,066,630; journals, 1,995,939.

Guatemala.

Guatemala, the most populous of the five Central American republics, 44,800 square miles; population 1872, 1,197,054, of which 360,608 were whites and 830,146 Indians; revenue in 1877, \$4,505,523, one third of which was from duties on imports; expenditures, \$4,428,298; public debt, \$3,877,384; imports in 1876, \$2,717,000; exports, \$3,918,912, 1878, principally coffee. The country has no railways, though one is commenced, traversing the republic from the Caribbean Sea to the Pacific; there are 1100 miles of telegraph operated by the government. Public instruction is cared for by the government; the army has 3200 men, but there is no navy. Capital, Guatemala, 40,000 inhabitants, finest city in Central America. The clerical government was overthrown by a revolution in 1871, and the executive now resides in a president and a cabinet of four ministers.

Guiana.

Guiana is a large territory in the north-east part of South America, bounded by the Atlantic, the Amazon, and the Orinoco. The climate is hot, and the principal products are sugar, rum, and molasses, together with fine timber woods. British Guiana—76,000 square miles, with 193,491 inhabitants in 1871—is divided into Essequibo, Demerara, and Berbice; has a governor appointed by the British crown; capital, Georgetown; population, 36,562. Imports, 1877, \$11,130,000; exports, \$15,250,000.

French Guiana, area 18,000 square miles, population 1877, 27,082; capital, Cayenne, on the island of the same name, which is a French penal settlement.

Dutch Guiana, or Surinam, lies between British and French; area, 45,000 square miles; population 68,255, four fifths of whom are negroes; capital, Paramaribo.

Haiti.

Haiti is a republic of the West Indies, occupying the west end of the island, of which Santo Domingo forms the eastern or Spanish part. Area of the whole island 28,000 square miles; population of Haiti about 550,000, nine tenths of whom are negroes, the rest chiefly mulattoes. The language in use is French, and the state religion Catholic. By the constitution of 1867 legislative power is in an assembly and a president, chosen for 4 years. The finances are in chronic disorder; the revenue for 1877 was \$4,194,998, three fourths derived from duties on imports and exports; the expenditure was \$4,023,687; debt about \$9,000,000. The army has 6828 men and the navy 2 steam corvettes, with 8 guns. In 1877 the imports were \$7,971,000, and the exports \$8,474,000, chiefly coffee, cotton, and cocoa.

Honduras.

Honduras, one of the five Central American republics—58,168 square miles, population 351,700—is governed by a president, a single minister, and an assembly of 37 representatives. Revenue for 1876 was \$400,000, one third from customs and about one third from monopolies, the expenditure reaching nearly the same amount. National debt \$37,000,000; interest mostly unpaid. The exports amount to about \$1,305,000. The army numbers 1500 men. One line of railway is in operation, about 90 miles long. There are nearly 1000 miles of telegraph. Education is becoming a prominent interest, and the government established a national college in 1878.

Italy.

Italy, a kingdom of southern Europe; area 129,570 square miles, population 1871, 26,801,154, of whom 26,658,679 were Catholics. It is divided into 69 provinces. The government is a constitutional monarchy, with a senate of 270 members appointed for life, and a chamber of 508 deputies elected by general suffrage. Absolute freedom of the press prevails. The government supports education, which is compulsory and gratuitous, by annual subsidies of about \$3,500,000. Agriculture is the principal Italian interest, though the silk, cotton, woollen, and straw manufactures are becoming important. Italy abounds in populous cities, of which Naples, 449,301, is the largest, and Rome, the capital, has 235,302. Revenue in 1878, \$285,163,000; expenditure, \$245,625,520; public debt, \$1,977,117,845;

imports 1878, \$214,165,023; exports, \$208,156,000, of which silk made \$56,000,000. Standing army, 659,615, militia 553,005; navy 66 vessels, with 339 guns. 4800 miles of railway in 1877, and 14,391 miles of telegraph.

Japan.

Japan is an empire of eastern Asia, ruled by a mikado aided by a great council, and without a legislative body; area 146,613 square miles; population 1874, 33,623,379. Revenue 1878, \$51,246,439, four fifths of which was from land tax; expenditures, \$49,176,439; public debt, \$363,225,677. The army comprised 31,680 men in 1878, and the navy 16 steam vessels, with 1900 men. Imports 1876, \$23,964,678; exports, \$27,711,527, one half of which was raw silk; nearly one half the commerce of Japan is with Great Britain and her colonies. Railroads in operation, 63 miles; telegraphs, 1791 miles; post-offices, 3744, transmitting in 1877 22,812,938 letters. The paper money of Japan is at about 30 per cent discount.

Mexico.

Mexico, a republic of North America, on the southern boundary of the United States—area 761,640 square miles, population 1871, 9,389,461—is divided into 27 states, besides Lower California and the federal district, governed by a president elected for 4 years, a Senate of 56 members chosen for 6 years, and a House of Deputies of 331 members for 2 years. The chief justice of the Supreme Court, elected for 6 years, is ex-officio vice-president of the republic. Each state has its local constitution, with elective governors and legislatures. The national language is Spanish, and the Catholic religion predominates, though all are equally protected. Education is being rapidly extended, there being 4000 public schools. Railway communication, formerly confined to a line from Vera Cruz to the City of Mexico, 263 miles, is becoming more general. There are about 7000 miles of telegraph. The chief communication is by the highways between principal cities, on which many lines of stages are constantly plying. The country is rich in agricultural and mineral wealth, vast table-lands, varying from 3000 to 5000 feet in elevation, producing almost every variety of grain and vegetables, while in the warmer regions oranges and other tropical fruits grow profusely. Coffee and cotton are largely cultivated. The northern states of Mexico are full of vast herds of cattle and sheep. Manufactures are poorly developed, but commerce, though much impeded by political turbulence and restrictive laws, is on the increase. The imports amount to a mean annual value of \$27,000,000, and the exports \$30,000,-

000, more than one third of which go to Great Britain; but the large increase of commerce springs mainly from smuggling, which is directly fostered by exorbitant duties on imports, practically amounting to prohibition. The country being almost destitute of navigable rivers, the rates of carriage are enormous, and must so continue until the country can be traversed with competing lines of railway.

The revenue for the fiscal year 1878 was \$16,128,807, of which \$12,500,000 was from customs duties; the expenditure was \$22,108,046, more than one third of which was for the army. The public debt is variously stated at from \$127,700,000 to \$395,500,000; but the Mexican Government claims that its Europeans debt is annulled by the part taken by England, France, and Spain in imposing the Maximilian dynasty upon the republic in 1861-62.

The army comprises 21,136 men, the navy only 4 insignificant gunboats.

Capital, Mexico, built in 1521, on Lake Tezcoco, 7435 feet above the sea level; population about 250,000.

Netherlands.

Netherlands, a kingdom of western Europe; area 12,680 square miles, population 1877, 3,924,792 (estimated), nearly all natives of Holland. Revenue 1878, \$41,000,000; expenditure, \$47,280,000; public debt 1878, \$366,290,000. Army in 1877, 60,093 men; navy 1878, 115 vessels, 503 guns, and 5197 men. Imports 1876, \$256,000,000; exports, \$197,800,000. Railways in 1878, 1125 miles, more than half managed by the State; telegraphs 2196 miles. Post-offices, 1299; letters carried in 1877, 61,720,679; journals, 30,723,619.

Nicaragua.

Nicaragua, one of the five republics of Central America—area 58,000 square miles, population 300,000 (estimated), one half of whom are Indians—is in large part covered with great forests, furnishing the finest mahogany, rosewood, and dye-woods. The country has long been distracted by internal dissensions; it is governed by a president elected for 4 years, a cabinet of 4 ministers, a senate of 10 members, and an assembly of 11 representatives. The revenue amounted in 1875 to \$2,325,000, and the expenditure rather more, chiefly for the army and public debt of \$3,500,000. The exports amounted to \$1,460,596, and the imports to \$1,031,098. The principal exports were coffee, elastic gum, and gold and silver bullion.

Paraguay.

Paraguay, an inland republic of South America—area 57,303 square miles, population in 1876, 293,844—is a country without cities and almost without civilization. The language

spoken is chiefly that of the Indians mixed with a little Spanish. The country achieved independence in 1811, and was ruled by the dictator, Dr. Francia, for 29 years, during which no foreigners were allowed to enter or leave Paraguay. Since 1870 the government, though nominally republican, has been under the control of Brazil. The country is hopelessly insolvent, owing \$386,000,000 to Brazil and the other allies as a legacy of the war, \$9,000,000 to Great Britain, and \$2,100,000 domestic debt, amounting altogether to more than the total value of the country, real and personal. Revenue in 1876, \$295,567; expenses, \$228,630, besides interest and army. The imports in 1876, \$657,466, and the exports \$392,887. The army embraces 2000 men, mostly now discharged to relieve the treasury of expense. The only railway in Paraguay is one of 45 miles, and the only telegraph is of the same length.

Peru.

Peru, a republic on the western coast of South America (area, 502,760 square miles; population in 1876, 2,699,445), is governed, under a constitution adopted in 1858, by a President chosen for 4 years, a Senate of 44, and a House of Representatives of 110 members. The revenue for 1876 was \$66,601,664, about one ninth of which was from customs, the expenditures \$65,063,122; the public debt was \$229,882,688, the interest on the foreign debt being in default. The revenue is chiefly derived from the sale of guano and nitrate of soda. The importations of 1877 were \$24,179,094, and the exports \$52,497,747. The premium on specie is 62 per cent, and the domestic debt sells at 50 cents on the dollar.

The army consists of 3,000 men, besides 1,000 gendarmes and 1,200 vigilantes; the navy consists of 18 steam vessels, well armed and equipped, of 3,396 horse power, and 66 guns, among which are seven ironclads and rams. The merchant marine in 1876 had 147 sailing ships and 8 steamers. In 1877 there were 1,134 completed miles of railway and 600 more in construction, Peru having gone into the most extensive railroad building in proportion to its inhabitants of any country. Silver is largely mined, the annual product being from 3 to 4 million dollars, and coinage is free and unlimited. Peru has a fertile soil, producing cotton, sugar, grapes, and olives, while the forests abound in the cinchona-tree, which yields the precious Peruvian bark, or quinine.

Capital, Lima; population in 1868, 121,362.

Portugal.

Portugal, a kingdom of Western Europe; area, 36,510 square miles; population 1878, 4,745,024. The legislative

power is in a Cortes with a Chamber of 100 peers, appointed for life by the king, and a Chamber of Deputies 149, elected by the people. Revenue 1879, \$27,893,000; expenditure, \$30,581,000; public debt 1877, \$381,120,000. Imports in 1875, \$39,181,000; exports, \$26,792,000. Army, 1878, 32,231; navy, 34 vessels, with 156 guns and 3,470 men. Railways in 1878, 680 miles; telegraphs, 2,300 miles. Post-offices, 616; letters carried, 10,470,152; journals, 6,021,744 in 1878.

Russia.

Russia, an empire of Eastern Europe and Western Asia; total area, 8,270,759 square miles; population, 88,399,808 (estimated). Revenue, 1879, \$473,980,000; expenditure, \$471,438,000; public debt, 1878 (official), \$2,840,597,635, since which loans and paper to the amount of \$340,000,000 have been issued. The cost of the war in 1877-78 with Turkey and her allies was stated officially in June, 1878, at 1060 millions. The army in 1878 embraced 768,427 men; navy, 223 men-of-war, with 561 guns. Imports, 1876, \$358,450,000; exports, \$200,525,000. Railways in 1878, 12,945 miles; telegraphs 42,595 miles. Post-offices, 3,678; letters, carried, 90,704,555; postal cards, 2,494,006; journals, 81,130,872 in 1877. Amount of paper money (irredeemable) was, in 1879, 850 millions, which is depreciated about 30 per cent.

Salvador.

Salvador (sometimes called San Salvador, the name of its capital city) is the smallest of the five Central American republics; area, 7,500 square miles; population in 1870, 434,520. It is governed by a President elected for four years, a ministry of five members, and a Congress of 12 senators and 24 Deputies elected for 2 years. Suffrage is universal except for servants and persons without legal occupation. Education, though not general, is in advance of other Central American States; the Roman Catholic religion is recognized, but others protected. The army has 1000 men. Revenue, 1876, \$1,096,591; expenditure, \$1,794,282; national debt, \$1,072,948. Imports in 1877, \$2,586,431; exports, \$3,960,932, nearly one half of which was indigo and one third coffee. About one half the commerce of Salvador is with Great Britain.

Santo Domingo.

Santo Domingo, a republic of the West Indies, forms the larger portion of the island of Haiti, lying east of the republic of that name; area, 18,000 square miles; population in 1876, 150,000 (estimated), principally mixed Spaniards, Indians, and negroes. The national language is Spanish, and the established religion Roman Catholic. The government is vested in a Presi-

dent elected for six years, who appoints a Council of 4 ministers, a Senate of 9 members also chosen for 6 years, and a House of 15 members. Revenue in 1876, \$853,254; expenditure, \$740,428; foreign debt contracted in London in 1869, \$3,780,000, which was repudiated in 1872. Imports, \$1,745,654; exports, \$1,546,809, chiefly tobacco and sugar. The soil is of extraordinary fertility, the climate soft and inviting, and much more salubrious than any other part of the West Indies. Civilization is extremely backward, and public education neglected. There are literally no good roads on the island, transportation being almost wholly on the backs of horses and mules. The army consists of 4000 men, and the navy of 5 small vessels, with 44 guns. The capital, Santo Domingo, has about 6,000 inhabitants.

Spain.

Spain, a kingdom of Western Europe; area, 182,758 square miles, population, 1870, 16,794,963. The legislative power is in the Cortes, a Senate, and a Chamber of Deputies elected for 5 years by indirect suffrage. Revenue, 1878, \$150,126,229; expenditure, \$151,129,380; public debt, 1877, \$1,938,681. Imports, 1875, \$65,250,000; exports, 75,145,000. Army in peace, 100,000 men; navy, 123 vessels and 552 guns. Railways, 1876, 3,480 miles; telegraphs, 8,190 miles. Post-offices, 2,358; letters carried, 1874, 80,632,911.

Sweden and Norway.

Sweden and Norway, a kingdom of Northwestern Europe, united under one dynasty. Sweden, 170,741 square miles; population, 1877, 4,554,502. Revenue, \$18,964,000; expenditure, \$20,154,000; public debt, 1878, \$45,960,000; army, 156,970 men; navy, 42 steamers and 97 small vessels, with 218 guns. Imports, 1876, \$75,283,000; exports, \$57,986,000. Nearly one half the commerce is with Great Britain. Railways, 3,125 miles, one third operated by the State; telegraphs, 4,968 miles; post-offices, 1,883; letters in 1876, 27,044,869.

Norway, 122,280 square miles; population, 1875, 1,806,900. Revenue, 1877, 12,987,000; expenditure, 13,125,000; public debt, 1878, \$18,920,000. Imports, 1876, \$42,600,000; exports, \$30,115,000. Army, 12,000 men; navy in 1878, 29 steamers and 88 small vessels, with 154 guns. Railways, 501 miles; telegraphs, 5,110 miles, nearly all operated by the government. Post-offices in 1877, 870; letters carried, 12,121,044; journals, 5,547,498.

Switzerland.

Switzerland, a republic of Central Europe; area, 15,981 square miles; population, 1877, 2,776,035 (estimated). By the federal constitution of 1874, the legislative body consists of a national

council of 135, elected for three years; a council of 44 members, one for each canton. The executive power is in a federal council, chosen for three years by the federal assembly, and in a President of the Swiss Confederation, elected for one year from its own members by the federal council. Revenue, 1877, \$8,940,000; expenditure, \$8,560,000; debt, \$7,280,000. Army (all men between 22 and 32), 119,440, besides the Landwehr, comprising all between 33 and 44, 91,595 in 1878. The commerce of Switzerland is not officially reported in money values. Railways, 1460 miles; telegraphs, 4020 miles. Post offices, 799; letters carried, 65,374,646; journals, 48,137,245.

Turkey.

Turkey, a monarchy of Southeastern Europe and Western Asia; area, 1,812,048 square miles; population in Europe, 8,971,000; in Asia, 17,536,465 (estimated) in 1878. The government is a constitutional monarchy since 1876, the Sultan being the irresponsible sovereign, convoking and dissolving the General Assembly at his pleasure. The ministers are responsible to the Chamber of Deputies; the Senate are nominated for life by the Sultan, and the deputies elected by secret ballot, one to every 150,000 males.

The financial affairs of Turkey after the long war are greatly involved, the revenue being less than \$80,000,000, and the expenditures exceeding \$125,000,000. Public debt amounted in 1879 to \$784,908,915. No official statistics regarding commerce exist. Imports are estimated at \$90,000,000, and exports at \$50,000,000 annually. Army (compulsory service for 20 years), 157,667 men in time of peace; navy, 116 steam vessels, 50 sail vessels, and 1600 guns. Railways, 849 miles; telegraphs, 15,640 miles.

Uruguay.

Uruguay, a republic of South America—area, 70,000 square miles; popula-

tion, 1877, 440,000 (estimated)—is governed by a President, a ministry of 4 cabinet officers, and a legislature composed of 13 Senators and 40 Representatives. The revenue in 1878 was \$10,406,840, three fourths of which was from customs duties; the expenditures \$10,090,260, nearly half of which was for the army and navy. The public debt in 1877 was \$47,611,486; paper money to the amount of \$6,000,000 was no longer current in commerce, though received by the government. Payment of interest on the debt has been lately resumed.

The imports in 1877 were \$14,200,000, and the exports \$17,492,159—1879.

The army consists of 2,261 men. 225 miles of railway are in operation, and 730 miles of telegraph. There are 144 post-offices; letters mailed in 1877, 1,032,876. Capital, Montevideo; population, 1877, 91,167. About half the property of the republic belongs to foreigners, principally Spaniards, Italians, and Brazilians.

Venezuela.

Venezuela (United States of), a republic formed after the dissolution of the old republic of Colombia, dates from the constitution of 1864. It has 368,235 square miles, and 1,784,197 inhabitants in 1873. The confederation consists of 20 States, besides the federal district, each having its own distinct government, and electing delegates to the Congress, which meets annually at Caracas, the capital city, of 48,897 inhabitants. The President, is elected for two years.

The revenue for 1875 was \$6,702,080, four-fifths of which came from customs and tonnage duties; the expenditure, \$6,143,134. The public debt in 1877 was \$66,782,688, payment of interest on which was resumed in 1875. The imports were \$15,043,373 in 1876, and the exports \$16,112,627, chiefly coffee and cocoa. The only railway, 70 miles long, was opened in 1877. The army consists of 12,000 men.

DEATHS OF NOTABLE PERSONS IN 1879.

Jan. 6, 1879. In Philadelphia, Morton McMichael, veteran journalist and ex-Mayor, aged 71.

Jan. 8. In Washington, Julian Hart-ridge, Representative from the Savannah, Ga., district, aged 46.

Jan. 10. In Washington, Gustave Schleicher, Representative from 6th Texas district, aged 54.

Jan. 10. Joaquin B. Espartero, Spanish statesman, aged 86.

Jan. 21. George S. Hillard, of Boston, author of "Six Months in Italy," and many other works, aged 69.

Feb. 2. Richard Henry Dana, oldest surviving American poet, aged 92.

Feb. 21. Shere Ali, the Ameer of Afghanistan.

March 7. At New Britain, Conn, Elihu Burritt, "the learned blacksmith," author, aged 69.

March 29. In Philadelphia, Geo. B. Wood, M.D., well-known editor of the U. S. Dispensary, aged 82.

March 30. In France, Thomas Couture, eminent painter, aged 63.

April 4. In Baltimore, Mad. Jerome Bonaparte, *née* Elizabeth Patterson, aged 93.

April 5. Dr. Heinrich W. Dove, German meteorologist, aged 76.

April 7. Prof. Daniel Vaughan, astronomer and mathematician, at Cincinnati, aged 58.

April 12. In New York, Gen. Rich'd Taylor, of the Confederate army, son of President Z. Taylor, aged 53.

April 12. In Paris, Hippolyte Ville-messant, noted journalist, aged 67.

April 21. Gen'l John A. Dix, New York, born 1798, ex-Senator, Governor, and Secretary of the Treasury,

and Major-General U. S. Volunteers, 1861. His notable order on the eve of the civil war, Jan., 1861, to a Treasury official at New Orleans—"If any man attempts to haul down the American flag, shoot him on the spot"—is still quoted.

April 28. At Washington, Rush Clark, Iowa Representative in Congress, aged 45.

April 30. At Philadelphia, Mrs. Sarah J. B. Hale, long editor of *Godey's Lady's Book*, born 1795.

May 5. In Dublin, Isaac Butt, M.P., distinguished "Home Rule" leader, aged 63.

May 15. Jacob Staempfli, ex-President of Switzerland, born 1820, arbitrator at Geneva under Treaty of Washington.

May 17. In Philadelphia, Judge Asa Packer, eminent capitalist, railroad and coal-mine operator, aged 74. He left public bequests of over \$2,000,000.

May 24. In New York, Wm. Lloyd Garrison, earliest noted abolitionist, born at Newburyport, Mass., Dec. 12, 1804. Founded the *Liberator* at Boston, 1831, which continued publication to the close of 1865.

May 26. James Grant, English journalist and author of "A History of the Newspaper Press," aged 74.

June 1. At Ottumwa, Iowa, Gen. James Shields, veteran soldier of two wars, and Senator in Congress from three States, aged 69.

June 3. At London, Baron L. Nathan de Rothschild, head of English branch of the great banking house, aged 71.

June 10. Commodore Foxhall A. Parker, Supt. U. S. Naval Academy at Annapolis, aged 58.

June 20. Prince Louis Napoleon, only son of Napoleon III., killed in South Africa by Zulus while volunteer aid in the British army, aged 23.

July 11. Near Chillicothe, William Allen, of Ohio, ex-Governor and ex-Senator, aged 72.

July 22. Chas. Landseer, historical painter, aged 80.

Aug. 5. At Richland, Pa., Charles Fechter, the actor, aged 55.

Aug. 14. At Burlington, N. J., Rev. Wm. H. Odenheimer, D.D., Bishop of Northern New Jersey, aged 62.

Aug. 25. At Mount Holly, N. J., John C. Ten Eyck, ex-U. S. Senator, 1814.

Aug. 27. In London, Sir Rowland Hill, author of the penny postage reform, aged 84. Interred in Westminster Abbey.

Aug. 31. At New Orleans, Gen. John B. Hood, Confederate army, of yellow fever, aged 48.

Sept. 7. Wm. M. Hunt, artist, of Boston, aged 55, committed suicide at the Isles of Shoals.

Sept. 18. At Paris, Eugene E. Viollet-le-Duc, French architect and author, aged 65.

Sept. 18. At New York, Dan'l Drew, railway speculator and former millionaire, aged 82.

Sept. 20. At Berlin, Rev. Joseph P. Thompson, D.D., American author and preacher, aged 60.

Sept. 22. At New York, Robert Goellet, capitalist, whose possessions were estimated at twenty-five millions.

Oct. 6. At New York, Wm. H. Powell, painter, aged 56.

Oct. 13. Prof. John Wise, aeronaut, who made an ascension in an imperfect balloon, with one companion, lost his life, as is supposed, in the waters of Lake Michigan.

Oct. 13. At Philadelphia, Henry C. Carey, political economist, a copious writer upon all economic and financial questions, aged 86.

Oct. 14. Prof. Le Moyne, the American apostle of cremation, died at 81 years of age, and his body was converted into ashes at Washington, Pa.

Oct. 17. At West Orange, N. J., Rev. W. R. Whittingham, Bishop of Maryland, aged 74.

Oct. 20. At Frankfort, Ernst von Bülow, German Minister of Foreign Affairs, aged 64.

Oct. 31. At New York, Major-General Joseph Hooker, of the U. S. Army, aged 65.

Oct. 31. At Farmington, Me., Rev. Jacob Abbott, writer of multitudinous books of biography, fiction, &c., aged 76.

Nov. 1. At Chicago, Zachariah Chandler, U. S. Senator, of Michigan, and Secretary of the Interior Gen. Grant, 1875-'77, aged 66.

Dividends, Earnings, and Surplus of all the National Banks of the United States, 1870 to 1879.

[Condensed from the Report of the Comptroller of the Currency, December, 1879.]

Year ending Sept. 1.	No. of Banks.	Capital.	Surplus.	Total Dividends.	al Net Earnings.	Ratio of Dividends to Capital.	Ratio of Dividends to Capital and Surplus.	Ratio of Earnings to Capital and Surplus.
1870.....	1,601	\$ 425,317,104	\$ 91,630,620	\$ 42,559,438	\$ 55,810,819	10.12	8.35	10.96
1871.....	1,693	445,999,264	98,286,591	44,330,429	54,558,473	10.14	8.31	10.23
1872.....	1,852	465,676,023	105,181,942	46,687,115	58,075,430	10.19	8.33	10.36
1873.....	1,955	488,100,951	118,113,848	49,649,090	65,048,478	10.31	8.30	10.87
1874.....	1,971	489,938,284	128,364,039	48,459,305	59,580,931	9.90	7.87	9.68
1875.....	2,047	497,864,833	134,123,649	49,068,601	57,936,224	9.89	7.81	9.22
1876.....	2,081	500,482,271	132,251,078	47,375,410	43,638,152	9.42	7.45	6.87
1877.....	2,072	486,324,860	124,349,254	43,921,085	34,866,990	8.93	7.09	5.62
1878.....	2,047	470,231,896	118,637,134	36,941,613	30,605,589	7.80	6.21	5.14
1879.....	2,045	455,132,056	115,149,351	34,942,921	31,551,860	7.60	6.07	5.49

Average annual production of the precious metals in the world by periods from 1701 to 1875.

[Estimated by Dr. Adolf Soetbeer, the German Statistician.]

PERIOD.	Gold—annual average.		Silver—annual average.		Total annual average value.
	Kilograms.	Value.	Kilograms.	Value.	
1701-'20	12,820	\$8,520,300	355,600	\$14,781,500	\$23,301,800
1721-'40	19,080	12,680,700	431,200	17,924,100	30,604,800
1741-'60	24,610	16,356,000	533,145	22,157,500	38,513,500
1761-'80	20,705	13,760,700	652,740	27,127,800	40,888,500
1781-1800.....	17,790	11,823,400	879,060	36,533,700	48,357,100
1801-'10	17,778	12,553,000	894,150	36,960,800	49,513,800
1811-'20	11,445	7,606,400	540,770	22,474,000	30,080,400
1821-'30	14,216	9,443,800	460,560	19,140,800	28,589,600
1831-'40	20,289	13,484,200	596,450	24,788,400	38,272,600
1841-'50	54,759	36,393,300	780,415	32,434,000	68,827,300
1851-'55	197,515	131,270,000	886,115	36,826,900	168,096,900
1856-'60	206,058	136,940,800	904,990	37,611,300	174,552,100
1861-'65	185,123	123,030,400	1,101,150	45,763,700	168,794,100
1866-'70	191,900	127,538,600	1,339,085	55,654,300	183,192,900
1871-'75	170,675	113,432,300	1,969,425	81,849,300	195,281,600

As to the much-controverted question of the amount of the precious metals mined which is to be deducted from the circulation on the account of use in the arts, the Director of the Mint, after careful and extended inquiries, in 1879, came to the conclusion that the annual consumption of gold and silver, in all forms, in the United States, is not less than \$7,000,000 of gold and \$5,000,000 of silver.

The balance of exchanges in the precious metals, which had been steadily against the United States ever since 1861, has been changed during 1879. The imports of gold and silver coin and bullion at the port of New York alone, from July 1st to November 1st, amounted to the sum of \$52,187,174.

Brief History of the Standard Silver Dollar.

Authorized to be coined, Act of April 2, 1792. Weight, 416 grains, standard silver; fineness, 892.4: equivalent to 371¼ grains of fine silver, with 44¾ grains alloy of pure copper.

Weight changed, Act of January 18, 1837, to 412½ grains, and fineness changed to 900, preserving the same amount of pure silver = 371¼ grains, with ¼ all.

Coinage discontinued, Act of February 12, 1873.

Total amount coined, from 1792 to 1873, \$8,045,838.

Coinage revived, two million dollars per month required to be coined, and issue made legal-tender for all debts, public and private, Act of Feb'y 28, 1873.

Total amount coined, February 28, 1873, to Nov. 1, 1879, \$45,206,200.

PRESIDENTS AND THEIR CABINETS.

PRESIDENTS AND VICE-PRESIDENTS.

PRESIDENTS.				VICE-PRESIDENTS.			
Term.	No.	Name.	Qualified.	No.	Name.	Qualified.	
*1	1	George Washington.	April 30, 1789	1	John Adams	June 3,	1789
2		" "	Mar. 4, 1793		" "	Dec. 2,	1793
3	2	John Adams	Mar. 4, 1797	2	Thomas Jefferson. ...	March 4,	1797
4	3	Thomas Jefferson ..	Mar. 4, 1801	3	Aaron Burr	March 4,	1801
5		" "	Mar. 4, 1805	4	George Clinton.....	March 4,	1805
6	4	James Madison....	Mar. 4, 1809		" "	March 4,	1809
7		" "	Mar. 4, 1813	5	Elbridge Gerry.....	March 4,	1813
					†John Gaillard.....	Nov. 25,	1814
8	5	James Monroe	Mar. 4, 1817	6	Daniel D. Tompkins ..	March 4,	1817
9		" "	Mar. 5, 1821		" "	March 5,	1821
10	6	John Quincy Adams	Mar. 4, 1825	7	John C. Calhoun.....	March 4,	1825
11	7	Andrew Jackson....	Mar. 4, 1829		" "	March 4,	1829
12		" "	Mar. 4, 1833	8	Martin Van Buren....	March 4,	1833
13	8	Martin Van Buren..	Mar. 4, 1837	9	Richard M. Johnson...	March 4,	1837
14	9	Wm. Henry Harrison	Mar. 4, 1841	10	John Tyler.....	March 4,	1841
14a	10	John Tyler.....	April 6, 1841		†Samuel L. Southard..	April 6,	1841
					†Willie P. Mangum....	May 31,	1842
15	11	James K. Polk	Mar. 4, 1845	11	George M. Dallas.....	March 4,	1845
16	12	Zachary Taylor....	Mar. 5, 1849	12	Millard Fillmore.....	March 5,	1849
16a	13	Millard Fillmore. .	July 10, 1850		†William R. King	July 11,	1850
17	14	Franklin Pierce....	Mar. 4, 1853	13	William R. King.....	March 4,	1853
					†David R. Atchison...	April 18,	1853
					†Jesse D. Bright.	Dec. 5,	1854
18	15	James Buchanan...	Mar. 4, 1857	14	John C. Breckinridge..	March 4,	1857
19	16	Abraham Lincoln ..	Mar. 4, 1861	15	Hannibal Hamlin.....	March 4,	1861
20		" "	Mar. 4, 1865	16	Andrew Johnson.....	March 4,	1865
20a	17	Andrew Johnson...	April 15, 1865		†Lafayette S. Foster...	April 15,	1865
					†Benjamin F. Wade...	March 2,	1867
21	18	Ulysses S. Grant ...	Mar. 4, 1869	17	Schuyler Colfax.....	March 4,	1869
22		" "	Mar. 4, 1873	18	Henry Wilson.....	March 4,	1873
					†Thomas W. Ferry....	Nov. 22,	1875
23	19	Rutherford B. Hayes	Mar. 5, 1877	19	William A. Wheeler...	March 5,	1877

* The heavy-faced figures in this column mark the terms held by the Presidents, and are referred to in succeeding tables. The smaller figures indicate the numerical order or sequence of individual officers from the first.

† Acting Vice-President and President *pro tem.* of the Senate.

SECRETARIES OF STATE.

Term.	No.	NAME.	APPOINTED.	Term.	No.	NAME.	APPOINTED.
1	1	Thomas Jefferson..	Sept. 26, 1789	14	14	Daniel Webster ...	Mar. 5, 1841
2		" "	March 4, 1793	14a		" "	April 6, 1841
	2	Edmund Randolph.	Jan. 2, 1794		15	Hugh S. Legare....	May 24, 1843
	3	Timothy Pickering.	Dec. 10, 1795		16	Abel P. Upshur ...	July 24, 1843
3		" "	March 4, 1797		17	John C. Calhoun..	Mar. 6, 1844
	4	John Marshall.....	May 13, 1800	15	18	James Buchanan..	Mar. 6, 1845
4	5	James Madison....	March 5, 1801	16	19	John M. Clayton...	Mar. 8, 1849
5		" "	March 4, 1805	16a		Daniel Webster ...	July 22, 1850
6	6	Robert Smith.....	March 6, 1809		20	Edward Everett...	Nov. 6, 1852
	7	James Monroe...	April 2, 1811	17	21	William L. Marcy.	Mar. 7, 1853
		" "	March 4, 1813	18	22	Lewis Cass.....	Mar. 6, 1857
8	8	John Quincy Adams	March 5, 1817		23	Jeremiah S. Black.	Dec. 17, 1860
9		" "	March 5, 1821	19	24	William H. Seward	Mar. 5, 1861
10	9	Henry Clay.....	March 7, 1825	20		" "	Mar. 4, 1865
11	10	Martin Van Buren..	March 6, 1829	20a		" "	April 15, 1865
	11	Edward Livingston.	May 24, 1831		25	E. B. Washburne..	Mar. 5, 1869
12	12	Louis McLane.....	May 29, 1833	21	26	Hamilton Fish ...	Mar. 11, 1869
	13	John Forsyth	June 27, 1834	22		" "	Mar. 4, 1873
13		" "	March 4, 1837	23	27	William M. Evarts.	Mar. 12, 1877

The heavy-faced figures mark the Presidential term in which each Cabinet Officer held his appointment, as shown by the table of Presidents preceding.

SECRETARIES OF THE TREASURY.

Term.	No.	NAME.	APPOINTED.	Term.	No.	NAME.	APPOINTED.
1	1	Alex. Hamilton.	Sept. 11, 1789	14a	15	Thomas Ewing.	April 6, 1841
2	2	" "	Mar. 4, 1793		16	Walter Forward ...	Sept. 13, 1841
3	2	Oliver Wolcott.	Feb. 2, 1795		17	John C. Spencer ...	March 3, 1843
	3	" "	Mar. 4, 1797		18	George M. Bibb ...	June 15, 1844
4	3	Samuel Dexter	Jan. 1, 1801	15	18	Robert J. Walker .	March 6, 1845
5	4	Albert Gallatin.	May 14, 1801	16	19	Wm. M. Meredith .	March 8, 1849
6	5	" "	Mar. 4, 1809	16a	20	Thomas Corwin ...	July 23, 1850
7	6	" "	Mar. 4, 1813	17	21	James Guthrie	March 7, 1853
	7	Geo. W. Campbell..	Feb. 9, 1814	18	22	Howell Cobb.	March 6, 1857
	6	Alexander J. Dallas.	Oct. 6, 1814		23	Philip F. Thomas .	Dec. 12, 1860
	7	Wm. H. Crawford...	Oct. 22, 1816		24	John A. Dix.	Jan. 11, 1861
8	8	" "	Mar. 5, 1817	19	25	Salmon P. Chase..	March 7, 1861
9	9	" "	Mar. 5, 1821		26	Wm. Pitt Fessenden	July 1, 1864
10	8	Richard Rush.	Mar. 7, 1825	20	27	Hugh McCulloch..	March 7, 1865
11	9	Samuel D. Ingham..	Mar. 6, 1829	20a		" "	April 15, 1865
	10	Louis McLane.	Aug. 2, 1831	21	28	George S. Boutwell	March 11, 1869
12	11	William J. Duane ..	May 29, 1833	22	29	Wm. A. Richardson	March 17, 1873
	12	Roger B. Taney	Sept. 23, 1833		30	Benj. H. Bristow..	June 4, 1874
	13	Levi Woodbury.	June 27, 1834		31	Lot M. Morrill.	July 7, 1876
13	14	" "	Mar. 4, 1837	23	32	John Sherman.	March 8, 1877
14	14	Thomas Ewing.	Mar. 5, 1841				

SECRETARIES OF WAR.

1	1	Henry Knox.	Sept. 12, 1789	14a	19	John Bell.	April 6, 1841
2	2	" "	Mar. 4, 1793		20	John C. Spencer ...	Oct. 12, 1841
	2	Timothy Pickering	Jan. 2, 1795		21	James M. Porter .	March 8, 1843
	3	James McHenry	Jan. 27, 1796		22	William Wilkins .	Feb. 15, 1844
3	4	" "	Mar. 4, 1797	15	23	William L. Marcy .	March 6, 1845
	5	Samuel Dexter	May 13, 1800	16	24	Geo. W. Crawford .	March 8, 1849
	6	Roger Griswold	Feb. 3, 1801	16a	25	Charles M. Conrad	Aug. 15, 1850
4	6	Henry Dearborn.	Mar. 5, 1801	17	26	Jefferson Davis. ...	March 5, 1853
5	7	" "	Mar. 4, 1805	18	27	James B. Floyd ...	March 6, 1857
6	7	William Eustis.	Mar. 7, 1809		28	Joseph Holt.	Jan. 18, 1861
	8	John Armstrong.	Jan. 13, 1813	19	29	Simon Cameron ...	March 5, 1861
	9	" "	Mar. 4, 1813		30	Edwin M. Stanton .	Jan. 15, 1862
	10	James Monroe.	Sept. 27, 1814	20		" "	March 4, 1865
	11	Wm. H. Crawford..	Aug. 1, 1815	20a		" "	April 15, 1865
8	12	George Graham	<i>ad interim</i>			U.S. Grant, <i>ad inter.</i>	Aug. 12, 1867
	13	John C. Calhoun...	Oct. 8, 1817			L. Thomas, " "	Feb. 21, 1868
9	14	" "	Mar. 5, 1821		31	John M. Schofield .	May 28, 1868
10	13	James Barbour.	Mar. 7, 1825	21	32	John A. Rawlins .	March 11, 1869
	14	Peter B. Porter.	May 26, 1828			Wm. W. Belknap .	Oct. 25, 1869
11	15	John H. Eaton.	Mar. 9, 1829	22		" "	March 4, 1873
	16	Lewis Cass.	Aug. 1, 1831		33	Alphonso Taft ...	March 8, 1876
12	17	" "	Mar. 4, 1833		34	James D. Cameron .	May 22, 1876
13	17	Joel R. Poinsett ...	Mar. 7, 1837	23	35	Geo. W. McCrary .	March 12, 1877
14	18	John Bell.	March 5, 1841		36	Alex. Ramsey.	Dec 10, 1879

SECRETARIES OF THE NAVY.

3	1	Benjamin Stoddert.	May 21, 1798	14a	14	George E. Badger..	April 6, 1841
4	2	" "	Mar. 4, 1801		15	Abel P. Upshur ...	Sept. 13, 1841
	3	Robert Smith.	July 15, 1801		16	David Henshaw ...	July 24, 1843
5	4	J. Crowninshield ...	Mar. 3, 1805		17	Thomas W. Gilmer .	Feb. 15, 1844
6	5	Paul Hamilton.	Mar. 7, 1809		18	John Y. Mason ...	March 14, 1844
	6	William Jones.	Jan. 12, 1813	15	19	George Bancroft...	March 10, 1845
7	7	" "	March 4, 1813		20	John Y. Mason.	Sept. 9, 1846
	8	B. W. Crowninshield	Dec. 19, 1814	16	21	William B. Preston	March 8, 1849
8	9	" "	March 4, 1817	16a	22	William A. Graham	July 22, 1850
	10	Smith Thompson ...	Nov. 9, 1818		23	John P. Kennedy .	July 22, 1852
9	11	" "	Mar. 5, 1821	17	24	James C. Dobbin..	March 7, 1853
	12	Samuel L. Southard	Sept. 16, 1823	18	25	Isaac Toucey.	March 6, 1857
10	13	" "	March 4, 1825	19	26	Gideon Welles ...	March 5, 1861
11	14	John Branch.	March 9, 1829	20		" "	March 4, 1865
	15	Levi Woodbury	May 23, 1831	20a		" "	April 15, 1865
12	16	" "	March 4, 1833	21	27	Adolph E. Borie...	March 5, 1869
	17	Mahlon Dickerson..	June 30, 1834		28	Geo. M. Robeson..	June 25, 1869
13	18	" "	March 4, 1837	22		" "	March 4, 1873
	19	James K. Paulding.	June 25, 1838	23	29	Rich. W. Thompson	March 12, 1877
14	20	George E. Badger...	March 5, 1841				

SECRETARIES OF THE INTERIOR.

Term.	No.	NAME.	APPOINTED.	Term.	No.	NAME.	APPOINTED.
16	1	Thomas Ewing.....	Mar. 8, 1849		7	James Harlan.....	May 15, 1865
16a	2	Alex. H. H. Stuart..	Sept. 12, 1850		8	O. H. Browning...	July 27, 1866
17	3	Robert McClelland.	Mar. 7, 1853	21	9	Jacob D. Cox.....	March 5, 1869
18	4	Jacob Thompson...	Mar. 6, 1857		10	Columbus Delano.	Nov. 1, 1870
19	5	Caleb B. Smith.....	Mar. 5, 1861	22		"	March 4, 1873
20	6	John P. Usher.....	Jan. 8, 1863		11	Zachariah Chandler	Oct. 19, 1875
20a		" "	Mar. 4, 1865	23	12	Carl Schurz.....	March 12, 1877
		" "	April 15, 1865				

POSTMASTERS-GENERAL.

1	1	Samuel Osgood.....	Sept. 26, 1789	14a		Francis Granger...	April 6, 1841
	2	Timothy Pickering.	Aug. 12, 1791		11	Chas. A. Wickliffe.	Sept. 13, 1841
2		" "	March 4, 1793	15	12	Cave Johnson.....	Mar. 6, 1845
	3	Joseph Habersham.	Feb. 25, 1795	16	13	Jacob Collamer...	Mar. 8, 1849
3		" "	March 4, 1797	16a	14	Nathan K. Hall. . .	July 23, 1850
4		" "	March 4, 1801		15	Sam'l D. Hubbard.	Aug. 31, 1852
	4	Gideon Granger....	Nov. 28, 1801	17	16	James Campbell..	Mar. 5, 1853
5		" "	March 4, 1805	18	17	Aaron V. Brown..	Mar. 6, 1857
6		" "	March 4, 1809		18	Joseph Holt.....	Mar. 14, 1859
7	5	Return J. Meigs, Jr.	March 17, 1814	19	19	Horatio King.....	Feb. 12, 1861
8		" "	March 4, 1817		20	Montgomery Blair.	Mar. 5, 1861
9		" "	March 5, 1821		21	William Dennison.	Sept 24, 1864
	6	John McLean.....	June 26, 1823	20		" "	Mar. 4, 1865
10		" "	March 4, 1825	20a		" "	April 15, 1865
11	7	William T. Barry...	March 9, 1829		22	Alex. W. Randall	July 25, 1866
12		" "	March 4, 1833	21	23	John A. J. Creswell	Mar. 5, 1869
	8	Amos Kendall.....	May 1, 1835	22		" "	Mar. 4, 1873
13		" "	March 4, 1837		24	Marshall Jewell..	Aug. 24, 1874
	9	John M. Niles.....	May 25, 1840		25	James N. Tyner...	July 12, 1876
14	10	Francis Granger....	March 6, 1841	23	26	David McK. Key..	Mar. 12, 1877

ATTORNEYS-GENERAL.

1	1	Edmund Randolph.	Sept. 26, 1789	14a		John J. Crittenden	April 6, 1841
2		" "	March 4, 1793		18	Hugh S. Legare...	Sept. 13, 1841
	2	William Bradford..	Jan. 27, 1794		19	John Nelson.....	July 1, 1843
3		Charles Lee.....	Dec. 10, 1795	15	20	John Y. Mason....	Mar. 6, 1845
	3	" "	March 4, 1797		21	Nathan Clifford...	Oct. 17, 1846
	4	Theophilus Parsons	Feb. 20, 1801		22	Isaac Toucey.....	June 21, 1848
4		" "	March 5, 1801	16	23	Reverdy Johnson..	Mar. 8, 1849
5	5	Levi Lincoln....	March 3, 1805	16a		John J. Crittenden	July 22, 1850
	6	Robert Smith.....	March 7, 1805	17	24	Caleb Cushing....	Mar. 7, 1853
6		John Breckinridge.	Jan. 28, 1807	18	25	Jeremiah S. Black.	Mar. 6, 1857
	8	Cæsar A. Rodney..	March 4, 1809		26	Edwin M. Stanton.	Dec. 20, 1860
	9	" "	March 4, 1809	19	27	Edward Bates.....	Mar. 5, 1861
7		William Pinkney...	Dec. 11, 1811			T. J. Coffey, <i>ad int.</i>	June 22, 1863
	10	" "	March 4, 1813		28	James Speed.....	Dec. 2, 1864
8		Richard Rush.....	Feb. 10, 1814	20		" "	Mar. 4, 1865
	11	" "	March 4, 1817	20a		" "	April 15, 1865
9		William Wirt.....	Nov. 23, 1817		29	Henry Stanbery...	July 23, 1866
	12	" "	March 5, 1821		30	William M. Evarts.	July 15, 1868
10		" "	March 4, 1825	21	31	E. Rockwood Hoar	Mar. 5, 1869
11	12	John M. Berrien....	March 9, 1829		32	Amos T. Akerman.	June 23, 1870
	13	Roger B. Taney....	July 20, 1831		33	George H. Williams	Dec. 14, 1871
12		" "	March 4, 1833	22		" "	Mar. 4, 1873
	14	Benjamin F. Butler.	Nov. 15, 1833		34	Edwards Pierrepont	April 26, 1875
13		" "	March 4, 1837		35	Alphonso Taft ...	May 22, 1876
	15	Felix Grundy.....	July 5, 1838	23	36	Charles Devens....	Mar. 12, 1877
	16	Henry D. Gilpin....	Jan. 11, 1840				
14	17	John J. Crittenden.	March 5, 1841				

SUPREME COURT OF THE UNITED STATES.

CHIEF JUSTICES.	ASSOCIATE JUSTICES.	STATE WHENCE APPOINTED.	TERM OF SERVICE.	YEARS OF SERVICE.	BORN.	DIED.		
1 John Jay†.....	*	*	New York..	1789-1795	6	1745	1829	
	1 John Rutledge†....	1 John Rutledge†....	S. Carolina.	1789-1791	2	1739	1800	
	2 William Cushing....	2 William Cushing....	Mass.....	1789-1810	21	1733	1810	
	3 James Wilson.....	3 James Wilson.....	Penn.....	1789-1798	9	1742	1798	
	4 John Blair†.....	4 John Blair†.....	Virginia....	1789-1796	7	1732	1800	
	5 Rob't H. Harrison†..	5 Rob't H. Harrison†..	Maryland ..	1789-1790	1	1745	1790	
	6 James Iredell	5 James Iredell	N. Carolina.	1790-1799	9	1751	1799	
	7 Thomas Johnson†..	1 Thomas Johnson†..	Maryland ..	1791-1793	2	1732	1819	
	8 William Patterson..	7 William Patterson..	New Jersey.	1793-1806	13	1745	1806	
	2 John Rutledge†....	8 John Rutledge†....	S. Carolina.	1795-1795	1739	1800	
		9 Samuel Chase.....	4 Samuel Chase.....	Maryland ..	1796-1811	15	1741	1811
3 Oliver Ellsworth†..	9 Oliver Ellsworth†..	Connecticut	1796-1801	5	1745	1807		
	10 Bushr'd Washington	3 Bushr'd Washington	Virginia....	1798-1829	31	1762	1829	
4 John Marshall.....	11 Alfred Moore†.....	6 Alfred Moore†.....	N. Carolina.	1799-1804	5	1755	1810	
	12 William Johnson ..	11 William Johnson ..	Virginia....	1801-1835	34	1755	1835	
	13 Brockh't Livingston	8 Brockh't Livingston	S. Carolina.	1804-1834	30	1771	1834	
	14 Thomas Todd	8 Thomas Todd	New York..	1806-1823	17	1757	1823	
	15 Joseph Story	§ Joseph Story	Kentucky ..	1807-1826	19	1765	1826	
	16 Gabriel Duval†....	2 Gabriel Duval†....	Mass.....	1811-1845	34	1779	1845	
	17 Smith Thompson....	9 Smith Thompson....	Maryland ..	1811-1836	25	1752	1844	
	18 Robert Trimble....	13 Robert Trimble....	New York..	1823-1845	22	1767	1845	
	19 John McLean.....	14 John McLean.....	Kentucky ..	1826-1828	2	1777	1828	
	20 Henry Baldwin....	18 Henry Baldwin....	Ohio.....	1829-1861	32	1785	1861	
	5 Roger B. Taney. . .	20 Henry Baldwin....	10 Henry Baldwin....	Penn.....	1830-1846	16	1779	1846
21 James M. Wayne§..		12 James M. Wayne§..	Georgia ...	1835-1867	32	1790	1867	
22 Philip P. Barbour..		12 Philip P. Barbour..	Maryland..	1836-1864	28	1777	1864	
23 John Catron.....		16 John Catron.....	Virginia. .	1836-1841	5	1783	1841	
24 John McKinley		§ John Catron.....	Tennessee.	1837-1865	28	1778	1865	
25 Peter V. Daniel		§ John McKinley	Alabama. .	1837-1852	15	1780	1852	
26 Samuel Nelson†....		22 Peter V. Daniel	Virginia....	1841-1860	19	1785	1860	
27 Levi Woodbury....		26 Samuel Nelson†....	New York..	1845-1872	27	1792	1873	
28 Robert C. Grier†...		27 Levi Woodbury....	New Hamp.	1845-1851	6	1789	1851	
29 Benj. R. Curtist....		28 Robert C. Grier†...	Penn.....	1846-1869	23	1794	1870	
30 John A. Campbell†.		29 Benj. R. Curtist....	Mass.....	1851-1857	6	1809	1874	
6 Salmon P. Chase... .	30 John A. Campbell†.	24 John A. Campbell†.	Alabama...	1853-1861	8	1811	
	31 Nathan Clifford ...	31 Nathan Clifford ...	Maine.....	1857-....	..	1803	
	32 Noah H. Swayne....	32 Noah H. Swayne....	Ohio	1861-....	1805	
	33 Samuel F. Miller....	33 Samuel F. Miller....	Iowa.....	1862-....	1816	
	34 David Davist.....	34 David Davist.....	Illinois....	1862-1877	15	1815	
	35 Stephen J. Field...	35 Stephen J. Field...	California .	1866-....	1816	
	36 William Strong....	35 Stephen J. Field...	Ohio.....	1864-1873	9	1808	1873	
	37 Joseph P. Bradley..	36 William Strong....	Penn.....	1870-....	1808	
	38 Ward Hunt.....	37 Joseph P. Bradley..	§ New Jersey	1870-....	1813	
	7 Morrison R. Walte. .	38 Ward Hunt.....	26 Ward Hunt.....	New York..	1872-....	1811
		39 John M. Harlan....	39 John M. Harlan....	Ohio.....	1874-....	1816
			Kentucky..	1877-....	1833	

* The figures before the names of the Associate Justices indicate the order of their appointment. The numbers following refer to the same numbers in the first column, and show the vacancy filled by each appointment.

† Resigned.

‡ Presided one term of the court ; appointment not confirmed by the Senate.

§ The Supreme Court, at its first session in 1790, consisted of a Chief Justice and five Associates. The number of Associate Justices was increased to six in 1807 by the appointment of Thomas Todd ; increased to eight in 1837 by the appointments of John Catron and John McKinley ; increased to nine in 1863 by the appointment of Stephen J. Field ; decreased to eight on the death of John Catron in 1865 ; decreased to seven on the death of James M. Wayne in 1867 ; and again increased to eight in 1870.

SPEAKERS OF THE HOUSE OF REPRESENTATIVES.

	NAME.	State.	Congress.	Term of Service.	Born	Died
1	F. A. Muhlenberg..	Pa....	1st Cong.	April 1, 1789, to Mar. 4, 1791.	1750	1801
2	Jonathan Trumbull	Conn.	2d Cong.	Oct. 24, 1791, to Mar. 4, 1793.	1740	1809
	F. A. Muhlenberg..	Pa....	3d Cong.	Dec. 2, 1793, to Mar. 4, 1795.
3	Jonathan Dayton..	N. J..	4th Cong.	Dec. 7, 1795, to Mar. 4, 1797.	1760	1824
	" " " " " "	" " " " " "	5th Cong.	May 15, 1797, to Mar. 3, 1799.
4	Theodore Sedgwick	Mass.	6th Cong.	Dec. 2, 1799, to Mar. 4, 1801.	1746	1813
5	Nathaniel Macon..	N. C..	7th Cong.	Dec. 7, 1801, to Mar. 4, 1803.	1757	1837
	" " " " " "	" " " " " "	8th Cong.	Oct. 17, 1803, to Mar. 4, 1805.
	" " " " " "	" " " " " "	9th Cong.	Dec. 2, 1805, to Mar. 4, 1807.
6	Joseph B. Varnum.	Mass.	10th Cong.	Oct. 26, 1807, to Mar. 4, 1809.	1750	1821
	" " " " " "	" " " " " "	11th Cong.	May 22, 1809, to Mar. 4, 1811.
7	Henry Clay.....	Ky....	12th Cong.	Nov. 4, 1811, to Mar. 4, 1813.	1777	1852
	" " " " " "	" " " " " "	13th Cong.	May 24, 1813, to Jan. 19, 1814.
8	Langdon Cheves. }	S. C }	13th Cong.	Jan. 19, 1814, to Mar. 4, 1815.	1776	1857
	Henry Clay.....	Ky....	14th Cong.	Dec. 4, 1815, to Mar. 4, 1817.
	" " " " " "	" " " " " "	15th Cong.	Dec. 1, 1817, to Mar. 4, 1819.
	" " " " " "	" " " " " "	16th Cong.	Dec. 6, 1819, to May 15, 1820.
9	John W. Taylor. }	N. Y }	16th Cong.	Nov. 15, 1820, to Mar. 4, 1821.	1784	1854
	Philip P. Barbour..	Va. . .	17th Cong.	Dec. 4, 1821, to Mar. 4, 1823.	1783	1841
	Henry Clay.....	Ky....	18th Cong.	Dec. 1, 1823, to Mar. 4, 1825.
	John W. Taylor...	N. Y. .	19th Cong.	Dec. 5, 1825, to Mar. 4, 1827.
11	Andrew Stevenson.	Va. . .	20th Cong.	Dec. 3, 1827, to Mar. 4, 1829.	1784	1857
	" " " " " "	" " " " " "	21st Cong.	Dec. 7, 1829, to Mar. 4, 1831.
	" " " " " "	" " " " " "	22d Cong.	Dec. 5, 1831, to Mar. 4, 1833.
	" " " " " "	" " " " " "	23d Cong.	Dec. 2, 1833, to June 2, 1834.
12	John Bell..... }	Ten }	23d Cong.	June 2, 1834, to Mar. 4, 1835.	1797	1869
	James K. Polk.....	" " " " " "	24th Cong.	Dec. 7, 1835, to Mar. 4, 1837.	1795	1849
	" " " " " "	" " " " " "	25th Cong.	Sept. 5, 1837, to Mar. 4, 1839.
14	Rob't M. T. Hunter.	Va. . .	26th Cong.	Dec. 16, 1839, to Mar. 4, 1841.	1809
15	John White.....	Ky....	27th Cong.	May 31, 1841, to Mar. 4, 1843.	1805	1845
16	John W. Jones....	Va. . .	28th Cong.	Dec. 4, 1843, to Mar. 4, 1845.	1805	1848
17	John W. Davis....	Ind. . .	29th Cong.	Dec. 1, 1845, to Mar. 4, 1847.	1799	1850
18	Robert C. Winthrop	Mass.	30th Cong.	Dec. 6, 1847, to Mar. 4, 1849.	1809
19	Howell Cobb.....	Ga. . .	31st Cong.	Dec. 22, 1849, to Mar. 4, 1851.	1815	1868
20	Linn Boyd.....	Ky....	32d Cong.	Dec. 1, 1851, to Mar. 4, 1853.	1800	1859
	" " " " " "	" " " " " "	33d Cong.	Dec. 5, 1853, to Mar. 4, 1855.
21	Nathaniel P. Banks	Mass.	34th Cong.	Feb. 2, 1856, to Mar. 4, 1857.	1816
22	James L. Orr	S. C. .	35th Cong.	Dec. 7, 1857, to Mar. 4, 1859.	1822	1873
23	Wm. Pennington..	N. J..	36th Cong.	Feb. 1, 1860, to Mar. 4, 1861.	1796	1862
24	Galusha A. Grow..	Pa....	37th Cong.	July 4, 1861, to Mar. 4, 1863.	1823
25	Schuyler Colfax....	Ind. . .	38th Cong.	Dec. 7, 1863, to Mar. 4, 1865.	1823
	" " " " " "	" " " " " "	39th Cong.	Dec. 4, 1865, to Mar. 4, 1867.
	" " " " " "	" " " " " "	40th Cong.	Mar. 4, 1867, to Mar. 4, 1869.
26	James G. Blaine...	Me. . .	41st Cong.	Mar. 4, 1869, to Mar. 4, 1871.	1830
	" " " " " "	" " " " " "	42d Cong.	Mar. 4, 1871, to Mar. 4, 1873.
	" " " " " "	" " " " " "	43d Cong.	Dec. 1, 1873, to Mar. 4, 1875.
27	Michael C. Kerr....	Ind. . .	44th Cong.	Dec. 6, 1875, to Aug. 20, 1876.	1827	1876
28	Samuel J. Randall }	Pa. }	44th Cong.	Dec. 4, 1876, to Mar. 4, 1877.	1828
	" " " " " "	" " " " " "	45th Cong.	Oct. 15, 1877, to Mar. 4, 1879.
	" " " " " "	" " " " " "	46th Cong.	Mar. 18, 1879, to ————

NOTE.—Speakers elected *pro tempore* are not included in the above table. The figures prefixed indicate the number of Speakers, not the sequence of their official terms.

No. of Congress.	No. of Session.	Time of Session.	No. of Congress.	No. of Session.	Time of Session.
1st	1st..	March 4, 1789—Sept. 29, 1789	25th	1st..	Sept. 4, 1837—Oct. 16, 1837
	2d..	Jan. 4, 1790—Aug. 12, 1790		2d..	Dec. 4, 1837—July 9, 1838
	3d..	Dec. 6, 1790—Mar. 3, 1791		3d..	Dec. 3, 1838—March 3, 1839
2d	1st..	Oct. 24, 1791—May 8, 1792	26th	1st..	Dec. 2, 1839—July 21, 1840
	2d..	Nov. 5, 1792—Mar. 2, 1793		2d..	Dec. 7, 1840—March 3, 1841
3d	1st..	Dec. 2, 1793—June 9, 1794	27th	1st..	May 31, 1841—Sept. 13, 1841
	2d..	Nov. 3, 1794—March 3, 1795		2d..	Dec. 6, 1841—Aug. 31, 1842
4th	1st..	Dec. 7, 1795—June 1, 1796		3d..	Dec. 5, 1842—March 3, 1843
	2d..	Dec. 5, 1796—March 3, 1797	28th	1st..	Dec. 4, 1843—June 17, 1844
5th	1st..	May 15, 1797—July 10, 1797		2d..	Dec. 2, 1844—March 3, 1845
	2d..	Nov. 13, 1797—July 16, 1798	29th	1st..	Dec. 1, 1845—Aug. 10, 1846
	3d..	Dec. 3, 1798—March 3, 1799		2d..	Dec. 7, 1846—March 3, 1847
6th	1st..	Dec. 2, 1799—May 14, 1800	30th	1st..	Dec. 6, 1847—Aug. 14, 1848
	2d..	Nov. 17, 1800—March 3, 1801		2d..	Dec. 4, 1848—March 3, 1849
7th	1st..	Dec. 7, 1801—May 3, 1802	31st	1st..	Dec. 3, 1849—Sept. 30, 1850
	2d..	Dec. 6, 1802—March 3, 1803		2d..	Dec. 2, 1850—March 3, 1851
8th	1st..	Oct. 17, 1803—Mar. 27, 1804	32d	1st..	Dec. 1, 1851—Aug. 31, 1852
	2d..	Nov. 5, 1804—March 3, 1805		2d..	Dec. 6, 1852—March 3, 1853
9th	1st..	Dec. 2, 1805—April 21, 1806	33d	1st..	Dec. 5, 1853—Aug. 7, 1854
	2d..	Dec. 1, 1806—March 3, 1807		2d..	Dec. 4, 1854—March 3, 1855
10th	1st..	Oct. 26, 1807—April 25, 1808	34th	1st..	Dec. 3, 1855—Aug. 18, 1856
	2d..	Nov. 7, 1808—March 3, 1809		2d..	Aug. 21, 1856—Aug. 30, 1856
11th	1st..	May 22, 1809—June 28, 1809		3d..	Dec. 1, 1856—March 3, 1857
	2d..	Nov. 27, 1809—May 1, 1810	35th	1st..	Dec. 7, 1857—June 14, 1858
	3d..	Dec. 3, 1810—March 3, 1811		2d..	Dec. 6, 1858—March 3, 1859
12th	1st..	Nov. 4, 1811—July 6, 1812	36th	1st..	Dec. 5, 1859—June 25, 1860
	2d..	Nov. 2, 1812—March 3, 1813		2d..	Dec. 3, 1860—March 4, 1861
13th	1st..	May 24, 1813—Aug. 2, 1813	37th	1st..	July 4, 1861—Aug. 6, 1861
	2d..	Dec. 6, 1813—April 18, 1814		2d..	Dec. 2, 1861—July 17, 1862
	3d..	Sept. 19, 1814—March 3, 1815		3d..	Dec. 1, 1862—March 4, 1863
14th	1st..	Dec. 4, 1815—April 30, 1816	38th	1st..	Dec. 7, 1863—July 4, 1864
	2d..	Dec. 2, 1816—March 3, 1817		2d..	Dec. 5, 1864—March 4, 1865
15th	1st..	Dec. 1, 1817—April 20, 1818	39th	1st..	Dec. 4, 1865—July 28, 1866
	2d..	Nov. 16, 1818—March 3, 1819		2d..	Dec. 3, 1866—March 4, 1867
16th	1st..	Dec. 6, 1819—May 15, 1820	40th	1st..	March 4, 1867—Mar. 30, 1867
	2d..	Nov. 13, 1820—March 3, 1821		"..	July 3, 1867—July 20, 1867
17th	1st..	Dec. 3, 1821—May 8, 1822		"..	Nov. 21, 1867—Dec. 2, 1867
	2d..	Dec. 2, 1822—March 3, 1823		2d..	Dec. 2, 1867—July 27, 1868
18th	1st..	Dec. 1, 1823—May 27, 1824	3d..	Dec. 7, 1868—March 4, 1869	
	2d..	Dec. 6, 1824—March 3, 1825	41st	1st..	March 4, 1869—April 23, 1869
19th	1st..	Dec. 5, 1825—May 22, 1826		2d..	Dec. 6, 1869—July 15, 1870
	2d..	Dec. 4, 1826—March 3, 1827		3d..	Dec. 5, 1870—March 4, 1871
20th	1st..	Dec. 3, 1827—May 26, 1828	42d	1st..	March 4, 1871—April 20, 1871
	2d..	Dec. 1, 1828—March 3, 1829		2d..	Dec. 4, 1871—June 10, 1872
21st	1st..	Dec. 7, 1829—May 31, 1830		3d..	Dec. 2, 1872—March 4, 1873
	2d..	Dec. 6, 1830—March 3, 1831	43d	1st..	Dec. 1, 1873—June 23, 1874
22d	1st..	Dec. 5, 1831—July 16, 1832		2d..	Dec. 7, 1874—March 4, 1875
	2d..	Dec. 3, 1832—March 3, 1833	44th	1st..	Dec. 6, 1875—Aug. 15, 1876
23d	1st..	Dec. 2, 1833—June 30, 1834		2d..	Dec. 4, 1876—March 4, 1877
	2d..	Dec. 1, 1834—March 3, 1835	45th	1st..	Oct. 15, 1877—Dec. 3, 1877
24th	1st..	Dec. 7, 1835—July 4, 1836		2d..	Dec. 3, 1877—June 20, 1878
	2d..	Dec. 5, 1836—March 3, 1837		3d..	Dec. 2, 1878—March 4, 1879
46th	1st..	March 18, 1879—July 1, 1879	46th	1st..	March 18, 1879—July 1, 1879
	2d..	Dec. 1, 1879—.....		2d..	Dec. 1, 1879—.....

NOTE.—To determine the years covered by a given Congress, double the number of the Congress, and add the product to 1789; the result will be the year in which the Congress closed. Thus, the 35th Congress = 70 + 1789 = 1859, that being the year which terminated the 35th Congress, on the 4th of March. To find the number of a Congress sitting in any given year, subtract 1789 from the year; if the result is an even number, half that number will give the Congress, of which the year in question will be the closing year. If the result is an odd number, add one to it, and half the result will give the Congress, of which the year in question will be the first year.

APPORTIONMENT OF REPRESENTATIVES IN CONGRESS, AND RATIO OF REPRESENTATION BY THE CONSTITUTION AND AT EACH CENSUS.

STATES.	Admitted to the Uni'n	REPRESENTATIVES TO WHICH EACH STATE WAS ENTITLED BY									
		Constitution. 1789.	1st census from Mar. 4, 1793.	2d census from Mar. 4, 1803.	3d census from Mar. 4, 1813.	4th census from Mar. 4, 1823.	5th census from Mar. 4, 1833.	6th census from Mar. 4, 1843.	7th census from Mar. 4, 1853.	8th census from Mar. 4, 1863.	9th census from Mar. 4, 1873.
Ratio of Represent'n		30,000	33,000	33,000	35,000	40,000	47,700	70,680	93,423	127,381	131,425
Alabama.....	1819					3	5	7	7	6	8
Arkansas.....	1836							1	2	3	4
California.....	1850								2	3	4
Colorado.....	1876										*1
Connecticut.....		5	7	7	7	6	6	4	4	4	4
Delaware.....		1	1	1	2	1	1	1	1	1	1
Florida.....	1845								1	1	2
Georgia.....		3	2	4	6	7	9	8	8	7	9
Illinois.....	1818					1	3	7	9	14	19
Indiana.....	1816					3	7	10	11	11	13
Iowa.....	1846								2	6	9
Kansas.....	1861									1	3
Kentucky.....	1792		2	6	10	12	13	10	10	9	10
Louisiana.....	1812					3	3	4	4	5	6
Maine.....	1820					7	8	7	6	5	5
Maryland.....		6	8	9	9	9	8	6	6	5	6
Massachusetts.....		8	14	17	20	13	12	10	11	10	11
Michigan.....	1837							3	4	6	9
Minnesota.....	1858								*2	2	3
Mississippi.....	1817					1	2	4	5	5	6
Missouri.....	1821					1	2	5	7	9	13
Nebraska.....	1867									*1	1
Nevada.....	1864									*1	1
New Hampshire.....		3	4	5	6	6	5	4	3	3	3
New Jersey.....		4	5	6	6	6	6	5	5	5	7
New York.....		6	10	17	27	34	40	34	33	31	33
North Carolina.....		5	10	12	13	13	13	9	8	7	8
Ohio.....	1802				6	14	19	21	21	19	20
Oregon.....	1859								*1	1	1
Pennsylvania.....		8	13	18	23	26	28	24	25	24	27
Rhode Island.....		1	2	2	2	2	2	2	2	2	2
South Carolina.....		5	6	8	9	9	9	7	6	4	5
Tennessee.....	1796			3	6	9	13	11	10	8	10
Texas.....	1845								2	4	6
Vermont.....	1791		2	4	6	5	5	4	3	3	3
Virginia.....		10	19	22	23	22	21	15	13	11	9
West Virginia.....	1863										3
Wisconsin.....	1848								3	6	8
Whole number....		65	105	141	181	213	240	223	237	243	293

* These States admitted subsequently to the apportionment.

CIVIL OFFICERS OF THE UNITED STATES.

THE following table is made up from the official statements of the heads of the various Departments of the Government, sent to Congress in August, 1876, in response to a Senate resolution, showing the number of civil officers employed by each Department from 1859 to 1875.

		1859.	1875.
1	Department of State.....	367	430
2	Treasury Department.....	3,778	12,482
3	War Department.....	339	1,489
4	Navy Department.....	90	131
5	Post-Office Department.....	30,817	44,897
6	Interior Department.....	1,081	2,475
7	Department of Justice.....	5	523
		36,397	62,427

NOTE.—It is to be understood that the above includes all officers and employees of the government at Washington and throughout the country, except those in the military and naval service.

46th Congress.—March 4, 1879, to March 4, 1881.

SENATE.—List of Members by States, with their Terms of Office.

Senators are elected for six years, one-third of the Senate retiring on the 4th of March, each alternate year.

Salary of Senators, \$5,000 *per annum*.

Mileage, 20 cents per mile of travel each way, at each annual session.

Allowance for stationery and newspapers, \$125 *per annum*.

<i>Alabama.</i>		<i>Mississippi.</i>	
1883	John T. Morgan, D.....Selma.	1881	Blanche K. Bruce, R....Floreyville.
1885 D.....	1883	Lucius Q. C. Lamar, D.....Oxford
<i>Arkansas.</i>		<i>Missouri.</i>	
1883	Aug. H. Garland, D....Little Rock.	1881	Francis M. Cockrell, D.Warrensburg.
1885	James D. Walker, D....Fayetteville.	1885	George G. Vest, D.....Sedalia.
<i>California.</i>		<i>Nebraska.</i>	
1881	Newton Booth, R.....Sacramento.	1881	Algernon S. Paddock, R....Beatrice.
1885	James T. Farley, D.....Jackson.	1883	Alvin Saunders, R.....Omaha.
<i>Colorado.</i>		<i>Nevada.</i>	
1883	Henry M. Teller, R....Central City.	1881	William Sharon, R....Virginia City.
1885	Nathaniel P. Hill, R.....Denver.	1885	John P. Jones, R.....Gold Hill.
<i>Connecticut.</i>		<i>New Hampshire.</i>	
1881	William W. Eaton, D.....Hartford.	1883	Edward H. Rollins, R.....Concord.
1885	Orville H. Platt, R.....Meriden.	1885	Henry W. Blair, R.....Plymouth.
<i>Delaware.</i>		<i>New Jersey.</i>	
1881	Thos. F. Bayard, D....Wilmington.	1881	Theo. F. Randolph, D...Morristown.
1883	Eli Saulsbury, D.....Kenton.	1883	John R. McPherson, D..Jersey City.
<i>Florida.</i>		<i>New York.</i>	
1881	Charles W. Jones, D.....Pensacola.	1881	Francis Kernan, D.....Utica.
1885	Wilkinson Call, D....Jacksonville.	1885	Roscoe Conkling, R.....Utica.
<i>Georgia.</i>		<i>North Carolina.</i>	
1883	Benj. H. Hill, D.....Atlanta.	1883	Matt. W. Ransom, D.....Weldon.
1885	John B. Gordon, D.....Atlanta.	1885	Zebulon B. Vance, D.....Charlotte.
<i>Illinois.</i>		<i>Ohio.</i>	
1883	David Davis, Ind....Bloomington.	1881	Allen G. Thurman, D....Columbus.
1885	John A. Logan, R.....Chicago.	1885	George H. Pendleton, D..Cincinnati.
<i>Indiana.</i>		<i>Oregon.</i>	
1881	Jos. E. McDonald, D...Indianapolis.	1883	Lafayette Grover, D.....Salem.
1885	Dan W. Voorhees, D....Terre Haute.	1885	John H. Slater, D.....La Grande.
<i>Iowa.</i>		<i>Pennsylvania.</i>	
1883	Samuel J. Kirkwood, R....Iowa City.	1881	William A. Wallace, D.....Clearfield.
1885	William B. Allison, R.....Dubuque.	1885	Jas. Donald Cameron, R...Harrisburg.
<i>Kansas.</i>		<i>Rhode Island.</i>	
1883	Preston B. Plumb, R.....Emporia.	1881	Ambrose E. Burnside, R...Providence.
1885	John J. Ingalls, R.....Atchison.	1883	Henry B. Anthony, R.....Providence.
<i>Kentucky.</i>		<i>South Carolina.</i>	
1883	James B. Beck, D.....Lexington.	1883	Manning C. Butler, D...Edgefield C. H.
1885	John S. Williams, D.....Mt. Sterling.	1885	Wade Hampton, D.....Columbia.
<i>Louisiana.</i>		<i>Tennessee.</i>	
1883	Wm. P. Kellogg, R.....New Orleans.	1881	James E. Bailey, D.....Clarksville.
1885	B. Frank Jonas, D.....New Orleans.	1883	Isham G. Harris, D.....Memphis.
<i>Maine.</i>		<i>Texas.</i>	
1881	Hannibal Hamlin, R.....Bangor.	1881	Samuel B. Maxey, D....Paris.
1883	James G. Blaine, R.....Augusta.	1883	Richard Coke, D.....Waco.
<i>Maryland.</i>		<i>Vermont.</i>	
1881	Wm. Pinkney Whyte, D....Baltimore.	1881	George F. Edmunds, R....Burlington.
1885	James B. Groome, D.....Elkton.	1885	Justin S. Morrill, R.....Strafford.
<i>Massachusetts.</i>		<i>Virginia.</i>	
1881	Henry L. Dawes, R.....Pittsfield.	1881	Robert E. Withers, D.....Wytheville.
1883	George F. Hoar, R.....Worcester.	1883	John W. Johnston, D.....Abingdon.
<i>Michigan.</i>		<i>West Virginia.</i>	
1881	Henry P. Baldwin, R....Detroit.	1881	Frank Hereford, D.....Union.
1883	Thos. W. Ferry, R.....Grand Haven.	1883	Henry G. Davis, D.....Piedmont.
<i>Minnesota.</i>		<i>Wisconsin.</i>	
1881	Sam. J. R. McMillan, R.....St. Paul.	1881	Angus Cameron, R.....La Crosse.
1883	William Windom, R.....Winona.	1885	Matt. H. Carpenter, R....Milwaukee.

Democrats, 42; Republicans, 33; Independent, 1; Total, 76.

The years prefixed indicate the expiration of the Senatorial terms.

THE CONGRESS OF THE UNITED STATES.

ALPHABETICAL LIST OF SENATORS.

Vice-President (President of the Senate), WILLIAM A. WHEELER, Malone, N. Y., \$8,000.

Allison, William B...	Dubuque, Ia.	Ingalls, John J.....	Atchison, Kansas.
Anthony, Henry B...	Providence, R. I.	Johnston, John W...	Abingdon, Va.
Bailey, James E....	Clarksville, Tenn.	Jonas, Benj. Franklin	New Orleans, La.
Baldwin, Henry P...	Detroit, Mich.	Jones, Charles W...	Pensacola, Fla.
Bayard, Thomas F..	Wilmington, Del.	Jones, John P.....	Gold Hill, Nev.
Beck, James B.....	Lexington, Ky.	Kellogg, Wm. Pitt...	New Orleans, La.
Blaine, James G....	Augusta, Me.	Kernan, Francis....	Utica, N. Y.
Blair, Henry W....	Plymouth, N. H.	Kirkwood, S. J.....	Iowa City, Ia.
Booth, Newton.....	Sacramento, Cal.	Lamar, L. Q. C.....	Oxford, Miss.
Bruce, Blanche K...	Rosedale, Miss.	Logan, John A.....	Chicago, Ill.
Burnside, Ambrose E	Providence, R. I.	Maxey, Samuel B...	Paris, Texas.
Butler, M. C.....	Edgefield, S. C.	McDonald, Joseph E.	Indianapolis, Ind.
Call, Wilkinson.....	Jacksonville, Fla.	McMillan, Sam'l J. R.	St. Paul, Minn.
Cameron, Angus....	La Crosse, Wis.	McPherson, J. R....	Jersey City, N. J.
Cameron, J. D.....	Harrisburg, Pa.	Morgan, John T....	Selma, Ala.
Carpenter, Matt. H..	Milwaukee, Wis.	Morrill, Justin S....	Strafford, Vt.
Cockrell, Francis M.	Warrensburg, Mo.	Paddock, Algernon S.	Beatrice, Neb.
Coke, Richard.....	Waco, Texas.	Pendleton, Geo. H..	Cincinnati, O.
Conkling, Roscoe...	Utica, N. Y.	Platt, Orville H....	Meriden, Conn.
Davis, David.....	Bloomington, Ill.	Plumb, Preston B...	Emporia, Kansas.
Davis, Henry G....	Piedmont, W. Va.	Randolph, Theo. F..	Morristown, N. J.
Dawes, Henry L....	Pittsfield, Mass.	Ransom, Matt. W...	Weldon, N. C.
Eaton, William W...	Hartford, Conn.	Rollins, Edward H..	Concord, N. H.
Edmunds, George F.	Burlington, Vt.	Saulsbury, Eli.....	Dover, Del.
Farley, James T....	Jackson, Cal.	Saunders, Alvin....	Omaha, Neb.
Ferry, Thomas W...	Grand Haven, Mich.	Sharon, William....	Virginia City, Nev.
Garland, A. H.....	Little Rock, Ark.	Slater, James H....	La Grande, Oregon.
Gordon, John B....	Atlanta, Ga.	Teller, Henry M....	Central City, Col.
Groome, James B...	Elkton, Md.	Thurman, Allen G...	Columbus, O.
Grover, L. F.....	Salem, Oregon.	Vance, Zebulon B...	Charlotte, N. C.
Hamlin, Hannibal..	Bangor, Me.	Vest, George G....	Kansas City, Mo.
Hampton, Wade....	Columbia, S. C.	Voorhees, D. W....	Terre Haute Ind.
Harris, Isham G....	Memphis, Tenn.	Walker, James D...	Fayetteville, Ark.
Hereford, Frank....	Union, W. Va.	Wallace, William A.	Clearfield, Pa.
Hill, Nathaniel P....	Denver, Col.	Whyte, Wm. Pinkney	Baltimore, Md.
Hill, Benjamin H....	Atlanta, Ga.	Williams, John S...	Mount Sterling, Ky.
Hoar, George F.....	Worcester, Mass.	Windom, William...	Winona, Minn.
		Withers, Robert E..	Wytheville, Va.

PRINCIPAL OFFICERS OF THE SENATE.

President of the Senate.—WILLIAM A. WHEELER, Vice-President of the U. S.

President pro tempore, Allen G. Thurman, Senator from Ohio.

Chaplain.—Rev. Joseph J. Bullock.

Secretary of the Senate.—John C. Burch.

Chief Clerk.—Francis E. Shoher.

Principal Executive Clerk.—Henry E. Peyton.

Principal Legislative Clerk.—Henry H. Gilfry.

Sergeant-at-Arms.—Richard J. Bright.

Postmaster.—Wm P. McMichael.

Superintendent of Folding-Room.—Lycurgus Dalton.

Superintendent of Document-Room.—Amzi Smith.

Official Reporters of Debates.

D. F. Murphy.

Assistants.—Theo. F. Shuey. E. V. Murphy. Henry J. Gensler. R. S. Boswell.

THE FORTY-SIXTH CONGRESS.—HOUSE OF REPRESENTATIVES.—March 4, 1879, to March 4, 1881.

[Democrats marked D.; Independent Democrats, I. D.; Republicans, R.; National or Greenback party, G.; Members of Forty-fifth Congress, *.]

The figures mark the number of the Congressional District represented by each member.

ALABAMA.

- 1 Thomas H. Herndon, D., Mobile.
- 2 Hilary A. Herbert, * D., Montgomery
- 3 William J. Samford, D., Opelika.
- 4 Charles M. Shelley, * D., Selma.
- 5 Thomas Williams, D., Wetumpka.
- 6 Burwell B. Lewis, D., Tuscaloosa.
- 7 William H. Forney, * D., Jacksonville.
- 8 William M. Lowe, D. G., Huntsville.

ARKANSAS.

- 1 Poindexter Dunn, D., Forest City.
- 2 William F. Slemons, * D., Monticello.
- 3 Jordan E. Cravens, * D., Clarksville.
- 4 Thomas M. Gunter, * D., Fayetteville.

CALIFORNIA.

- 1 Horace Davis, R., San Francisco.
- 2 Horace F. Page, R., Placerville.
- 3 Campbell P. Berry, D., Wheatland.
- 4 Romualdo Pacheco, R., San Luis Obispo.

COLORADO.

- James B. Belford, R., Central City.

CONNECTICUT.

- 1 Joseph R. Hawley, R., Hartford.
- 2 James Phelps, * D., Essex.
- 3 John T. Wait, * R., Norwich.
- 4 Frederick Miles, R., Chapinville.

DELAWARE.

- Edward L. Martin, D., Seaford.

FLORIDA.

- 1 Rob't H. M. Davidson, * D., Quincy.
- 2 Noble A. Hull, D., Sanford.

GEORGIA.

- 1 John C. Nicholls, D., Blackshear.
- 2 William E. Smith, * D., Albany.
- 3 Philip Cook, * D., Americus.
- 4 Henry Persons, I. D., Geneva.
- 5 Neil J. Hammond, D., Atlanta.
- 6 James H. Blount, * D., Macon.
- 7 William H. Felton, * I. D., Cartersville.
- 8 Alexander H. Stephens, * I. D., Crawfordville.
- 9 Emory Speer, I. D., Athens.

ILLINOIS.

- 1 William Aldrich, * R., Chicago.
- 2 George R. Davis, R., Chicago.
- 3 Hiram Barber, Jr., R., Chicago.
- 4 John C. Sherwin, R., Aurora.
- 5 R. M. A. Hawk, R., Mt. Carroll.
- 6 Thos. J. Henderson, * R., Princeton.
- 7 Philip C. Hayes, * R., Morris.
- 8 Greenbury L. Fort, * R., Lacon.

- 9 Thomas A. Boyd, * R., Lewiston.
- 10 Benjamin F. Marsh, * R., Warsaw.
- 11 James W. Singleton, D., Quincy.
- 12 Wm. M. Springer, * D., Springfield.
- 13 A. E. Stevenson, D. G., Bloomington
- 14 Joseph G. Cannon, * R., Danville.
- 15 Albert P. Forsythe, R. G., Isabel.
- 16 Wm. A. J. Sparks, * D., Carlyle.
- 17 Wm. R. Morrison, * D., Waterloo.
- 18 John R. Thomas, R., Metropolis.
- 19 R. W. Townshend, * D., Shawneetown.

INDIANA.

- 1 William Heilman, R., Evansville.
- 2 Thomas R. Cobb, * D., Vincennes.
- 3 Geo. A. Bicknell, * D., New Albany.
- 4 Jephtha D. New, D., Vernon.
- 5 Thos. M. Browne, * R., Winchester.
- 6 William R. Myers, D., Anderson.
- 7 Gilbert De LaMatyr, D. G., Indianapolis.
- 8 Abraham J. Hostetler, D., Bedford.
- 9 Godlove S. Orth, R., Lafayette.
- 10 Wm. H. Calkins, * R., La Porte.
- 11 Calvin Cowgill, R., Wabash.
- 12 Walpole G. Colerick, D., Ft. Wayne.
- 13 John H. Baker, * R., Goshen.

IOWA.

- 1 Moses A. McCoid, R., Fairfield.
- 2 Hiram Price, * R., Davenport.
- 3 Thomas Updegraff, R., McGregor.
- 4 Nathaniel C. Deering, * R., Osage.
- 5 Wm. G. Thompson, R., Marion.¹
- 6 James B. Weaver, R. G., Bloomfield.
- 7 Edw'd H. Gillette, R. G., Des Moines.
- 8 William F. Sapp, * R., Council Bluffs
- 9 Cyrus C. Carpenter, R., Fort Dodge

KANSAS.

- 1 John A. Anderson, R., Manhattan.
- 2 Dudley C. Haskell, * R., Lawrence.
- 3 Thomas Ryan, * R., Topeka.

KENTUCKY.

- 1 Oscar Turner, I. D., Woodville.
- 2 James A. McKenzie, * D., Long View
- 3 John W. Caldwell, * D., Russellville
- 4 J. Proctor Knott, * D., Lebanon.
- 5 Albert S. Willis, * D., Louisville.
- 6 John G. Carlisle, * D., Covington.
- 7 Jos. C. S. Blackburn, * D., Versailles
- 8 Philip B. Thompson, Jr., D., Harrodsburg.
- 9 Thomas Turner, * D., Mt. Sterling.
- 10 Elijah C. Phister, D., Maysville.

LOUISIANA.

- 1 Randall L. Gibson, * D., New Orleans
- 2 E. John Ellis, * D., New Orleans.
- 3 Joseph H. Acklen, * D., Pattersonville.
- 4 Joseph B. Elam, * D., Mansfield.
- 5 J. Floyd King, D., Vidalia.
- 6 E. W. Robertson, * D., Baton Rouge.

¹ In place of Rush Clark, R., who died April 29, 1879.

HOUSE OF REPRESENTATIVES—BY STATES.

MAINE.

- 1 Thomas B. Reed,* R., Portland.
- 2 William P. Frye,* R., Lewiston.
- 3 Stephen D. Lindsey,* R., Norridge-
wock.
- 4 George W. Ladd, D. G., Bangor.
- 5 Thompson H. Murch, R. G., Rock-
land.

MARYLAND.

- 1 Daniel M. Henry,* D., Cambridge.
- 2 J. F. C. Talbott, D., Towsontown.
- 3 William Kimmel,* D., Baltimore.
- 4 Robert M. McLane, D., Baltimore.
- 5 Eli J. Henkle,* D., Brooklyn.
- 6 Milton G. Urner, R., Frederick.

MASSACHUSETTS.

- 1 William W. Crapo,* R., New Bed-
ford.
- 2 Benj. W. Harris,* R., E. Bridgewater
- 3 Walbridge A. Field,* R., Boston.
- 4 Leopold Morse,* D., Boston.
- 5 Selwyn Z. Bowman, R., Somerville.
- 6 George B. Loring,* R., Salem.
- 7 William A. Russell, R., Lawrence.
- 8 William Clafin,* R., Newton.
- 9 William W. Rice,* R., Worcester.
- 10 Amasa Norcross,* R., Fitchburg.
- 11 Geo. D. Robinson,* R., Chicopee.

MICHIGAN.

- 1 John S. Newberry, R., Detroit.
- 2 Edwin Willits,* R., Monroe.
- 3 Jonas H. McGowan,* R., Coldwater
- 4 Julius C. Burrows, R., Kalamazoo.
- 5 John W. Stone,* R., Grand Rapids.
- 6 Mark S. Brewer,* R., Pontiac.
- 7 Omar D. Conger,* R., Port Huron.
- 8 Roswell G. Horr, R., East Saginaw.
- 9 Jay A. Hubbell,* R., Houghton.

MINNESOTA.

- 1 Mark H. Dunnell,* R., Owatonna.
- 2 Henry Poehler, D., Henderson.
- 3 Wm. D. Washburn, R., Minneapolis

MISSISSIPPI.

- 1 Henry L. Muldrow,* D., Starkville.
- 2 Van H. Manning,* D., Holly Springs
- 3 Hernando D. Money,* D., Winona.
- 4 Otho R. Singleton,* D., Canton.
- 5 Charles E. Hooker,* D., Jackson.
- 6 Jas. R. Chalmers,* D., Vicksburg.

MISSOURI.

- 1 Martin L. Clardy, D., Farmington.
- 2 Erastus Wells, D., St. Louis.
- 3 R. Graham Frost, D., St. Louis.
- 4 Lowndes H. Davis, D., Jackson.
- 5 Richard P. Bland,* D., Lebanon.
- 6 James R. Waddill, D., Springfield.
- 7 Vacancy.²
- 8 Sam'l L. Sawyer, D., Independence
- 9 Nicholas Ford, R. G., Rochester.
- 10 Gideon F. Rothwell, D., Moberly.
- 11 John B. Clark, Jr.,* D., Fayette.
- 12 William H. Hatch, D., Hannibal.
- 13 Aylett H. Buckner,* D., Mexico.

NEBRASKA.

Edw. K. Valentine, R., West Point.

NEVADA.

Rollin M. Daggett, R., Virginia City

NEW HAMPSHIRE.

- 1 Joshua G. Hall, R., Dover.
- 2 James F. Briggs,* R., Manchester.
- 3 Evarts W. Farr, R., Littleton.

NEW JERSEY.

- 1 George M. Robeson, R., Camden.
- 2 Hezekiah B. Smith, D. G., Smithville.
- 3 Miles Ross,* D., New Brunswick.
- 4 Alvah A. Clark,* D., Somerville.
- 5 Charles H. Voorhis, R., Hackensack
- 6 John L. Blake, R., Orange.
- 7 Lewis A. Brigham, R., Jersey City.

NEW YORK.

- 1 James W. Covert,* D., Flushing.
- 2 Daniel O'Reilly, I. D., Brooklyn.
- 3 Sim. B. Chittenden,* R., Brooklyn.
- 4 Archibald M. Bliss,* D., Brooklyn.
- 5 Nicholas Muller,* D., New York.
- 6 Samuel S. Cox,* D., New York.
- 7 Edwin Einstein, R., New York.
- 8 Anson G. McCook,* R., New York.
- 9 Fernando Wood,* D., New York.
- 10 James O'Brien, D., New York.
- 11 Levi P. Morton, R., New York.
- 12 Waldo Hutchins, D., New York.¹
- 13 John H. Ketcham,* R., Dover Plains
- 14 John W. Ferdon, R., Piermont.
- 15 William Lounsbery, D., Kingston.
- 16 John M. Bailey, R., Albany.
- 17 Walter A. Wood, R., Hoosick Falls.
- 18 John Hammond, R., Crown Point.
- 19 Amaziah B. James,* R., Ogdensburg
- 20 John H. Starin,* R., Fultonville.
- 21 David Wilber, R., Milford.
- 22 Warner Miller, R., Herkimer.
- 23 Cyrus D. Prescott, R., Rome.
- 24 Joseph Mason, R., Hamilton.
- 25 Frank Hiscock,* R., Syracuse.
- 26 John H. Camp,* R., Lyons.
- 27 Elbridge G. Lapham,* R., Canan-
daigua.
- 28 Jeremiah W. Dwight,* R., Dryden.
- 29 D. P. Richardson, R., Angelica.
- 30 John Van Voorhis, R., Rochester.
- 31 Richard Crowley, R., Lockport.
- 32 Ray V. Pierce, R., Buffalo.
- 33 Henry Van Aernam, R., Franklin
ville.

NORTH CAROLINA.

- 1 Joseph J. Martin, R., Williamston.
- 2 William H. Kitchin, D., Scotland
Neck.
- 3 Daniel L. Russell, R. G., Wilmington.
- 4 Joseph J. Davis,* D., Lewisburg.
- 5 Alfred M. Scales,* D., Greensboro.
- 6 Walter L. Steele,* D., Rockingham
- 7 Rob't F. Armfield, D., Statesville.
- 8 Robert B. Vance,* D., Asheville.

OHIO.

- 1 Benj. Butterworth, R., Cincinnati.
- 2 Thomas L. Young, R., Cincinnati.
- 3 John A. McMahon,* D., Dayton.
- 4 Joseph W. Keifer, R., Springfield.
- 5 Benjamin Lefevre, D., Sidney.
- 6 William D. Hill, D., Defiance.
- 7 Frank H. Hurd, D., Toledo.

¹ In place of Alexander Smith, R., who died November 5, 1878.

² Alfred M. Lay, D., of 7th Missouri District, died December 8, 1879.

- 8 Ebenezer B. Finley,* D., Bucyrus.
- 9 George L. Converse, D., Columbus.
- 10 Thomas Ewing,* D., Lancaster.
- 11 Henry L. Dickey, D., Greenfield.
- 12 Henry S. Neal,* R., Ironton.
- 13 A. J. Warner, D., Marietta.
- 14 Gibson Atherton, D., Newark.
- 15 George W. Geddes, D., Mansfield.
- 16 Wm. McKinley, Jr.,* R., Canton.
- 17 James Monroe, R., Oberlin.
- 18 Jona. T. Updegraff, R., Mt. Pleasant.
- 19 James A. Garfield,* R., Mentor.
- 20 Amos Townsend,* R., Cleveland.

OREGON.

John Whiteaker, D., Pleasant Hill.

PENNSYLVANIA.

- 1 Henry H. Bingham, R., Philadelphia
- 2 Charles O'Neill,* R., Philadelphia.
- 3 Samuel J. Randall,* D., Philadelphia
- 4 Wm. D. Kelley,* R. G., Philadelphia
- 5 Alfred C. Harmer,* R., Germantown
- 6 William Ward,* R., Chester.
- 7 William Godshalk, R., New Britain.
- 8 Hiester Clymer,* D., Reading.
- 9 A. Herr Smith,* R., Lancaster.
- 10 Reuben K. Bachman, D., Durham.
- 11 Robert Klotz, D., Mauch Chunk.
- 12 Hendrick B. Wright,* D. G., Wilkesbarre.
- 13 John W. Ryan, D., Pottsville.
- 14 John W. Killinger,* R., Lebanon.
- 15 Edward Overton, Jr.,* R., Towanda
- 16 John I. Mitchell, R., Wellsboro.
- 17 Alex. H. Coffroth, D., Somerset.
- 18 Horatio G. Fisher, R., Huntingdon.
- 19 Frank E. Beltzhoover, D., Carlisle.
- 20 Seth H. Yocum, R. G., Bellefonte.
- 21 Morgan R. Wise, D., Waynesburg.
- 22 Russell Errett,* R., Pittsburg.
- 23 Thomas M. Bayne,* R., Allegheny.
- 24 William S. Shallenberger,* R., Rochester.
- 25 Harry White,* R., Indiana.
- 26 Samuel B. Dick, R., Meadville.
- 27 J. H. Osmer, R., Franklin.

RHODE ISLAND.

- 1 Nelson W. Aldrich, R., Providence.
- 2 Latimer W. Ballou,* R., Woonsocket

SOUTH CAROLINA.

- 1 John S. Richardson, D., Sumter.
- 2 M. P. O'Connor, D., Charleston.
- 3 D. Wyatt Aiken,* I. D., Cokesbury.

- 4 John H. Evins,* D., Spartanburg.
- 5 Geo. D. Tillman, D., Edgefield.

TENNESSEE.

- 1 Robert L. Taylor, D., Jonesboro.
- 2 Leonidas C. Houk, R., Knoxville.
- 3 George G. Dibrell,* D., Sparta.
- 4 Benton McMillin, D., Carthage.
- 5 John M. Bright,* D., Fayetteville.
- 6 John F. House,* D., Clarksville.
- 7 Wash. C. Whitthorne,* D., Columbia
- 8 John D. C. Atkins,* D., Paris.
- 9 C. B. Simonton, D., Covington.
- 10 Casey Young,* D., Memphis.

TEXAS.

- 1 John H. Reagan,* D., Palestine.
- 2 David B. Culberson,* D., Jefferson.
- 3 Olin Wellborn, D., Dallas.
- 4 Roger Q. Mills,* D., Corsicana.
- 5 Geo. W. Jones, D. G., Bastrop.
- 6 Columbus Upson, D., San Antonio.¹

VERMONT.

- 1 Charles H. Joyce,* R., Rutland.
- 2 James M. Tyler, R., Brattleboro.
- 3 Bradley Barlow, R. G., St. Albans.

VIRGINIA.

- 1 R. L. T. Beale, D., Hague.
- 2 John Goode, Jr.,* D., Norfolk.
- 3 Joseph E. Johnston, D., Richmond.
- 4 Joseph Jorgensen,* R., Petersburg.
- 5 George C. Cabell,* D., Danville.
- 6 J. Randolph Tucker,* D., Lexington
- 7 John T. Harris,* D., Harrisonburg.
- 8 Eppa Hunton,* D., Warrenton.
- 9 James B. Richmond, D., Estillville.

WEST VIRGINIA.

- 1 Benjamin Wilson,* D., Wilsonburg.
- 2 Benjamin F. Martin,* D., Pruntytown.
- 3 John E. Kenna,* D., Kanawha C.H.

WISCONSIN.

- 1 Charles G. Williams,* R., Janesville
- 2 Lucien B. Caswell,* R., Ft. Atkinson
- 3 George C. Hazelton,* R., Boscobel.
- 4 Peter V. Deuster, D., Milwaukee.
- 5 Edward S. Bragg,* D., Fond du Lac.
- 6 Gabriel Bouck,* D., Oshkosh.
- 7 Herman L. Humphrey,* R., Hudson
- 8 Thaddeus C. Pound,* R., Chippewa Falls.

Total number of Representatives.....	293
Democrats.....	146
Republicans.....	130
Greenback or National party.....	16
Vacancy (7th Missouri District).....	1
	293

NOTE.—The above classification is based upon the vote for Speaker, March 18, 1879, when the Independent Democrats, with one exception, voted for the regular Democratic candidate. Of the 16 National, or Greenback members, nine are classed as Republicans, and seven as Democrats.

Members of the 45th Congress elected to the 46th, 155.

¹ In place of Gustave Schleicher, who died January 10, 1879.

46TH CONGRESS.—March 4, 1879, to March 4, 1881.

ALPHABETICAL LIST OF REPRESENTATIVES.

Salary of Representatives, \$5,000 per annum.

Mileage, 20 cents per mile of travel, each session, to and from Washington.

Allowance for Stationery and Newspapers, \$125 per annum.

SAMUEL J. RANDALL, *Speaker*, Philadelphia, Pa., Salary, \$8,000.

Aeklen, J. H.	Franklin, La.	Cowgill, Calvin	Wabash, Ind.
Aiken, D. Wyatt	Cokesbury, S. C.	Cox, Samuel S.	New York, N. Y.
Aldrich, Nelson W.	Providence, R. I.	Crapo, William W.	New Bedford, Mass.
Aldrich, William	Chicago, Ill.	Cravens, Jordan E.	Clarksville, Ark.
Anderson, John A.	Manhattan, Kans.	Crowley, Richard	Lockport, N. Y.
Armfield, R. F.	Statesville, N. C.	Culberson, David B. ...	Jefferson, Texas.
Atherton, Gibson	Newark, Ohio.	Daggett, Rollin M.	Virginia City, Nev.
Atkins, J. D. C.	Paris, Tenn.	Davidson, Robt. H. M.	Quincy, Fla.
Bachman, Reuben K. ...	Durham, Pa.	Davis, George R.	Chicago, Ill.
Bailey, John M.	Albany, N. Y.	Davis, Horace	San Francisco, Cal.
Baker, John H.	Goshen, Ind.	Davis, Joseph J.	Louisburg, N. C.
Ballou, Latimer W.	Woonsocket, R. I.	Davis, Lowndes H.	Jackson, Mo.
Barber, Hiram	Chicago, Ill.	De La Matyr, Gilbert..	Indianapolis, Ind.
Barlow, Bradley	Saint Albans, Vt.	Deering, Nathaniel C..	Osage, Iowa.
Bayne, Thomas M.	Allegheny City, Pa.	Deuster, Peter V.	Milwaukee, Wis.
Beale, R. L. T.	Hague, Va.	Dibrell, George G.	Sparta, Tenn.
Belford, James B.	Central City, Col.	Dick, Samuel B.	Meadville, Pa.
Beltzhoover, Frank E.	Carlisle, Pa.	Dickey, Henry L.	Greenfield, O.
Berry, Campbell, P.	Wheatland, Cal.	Dunn, Poindexter	Forest City, Ark.
Bicknell, George A.	New Albany, Ind.	Dunnell, Mark H.	Owatonna, Minn.
Bingham, Henry H.	Philadelphia, Pa.	Dwight, Jeremiah W..	Dryden, N. Y.
Blackburn, Jos. C. S. ...	Versailles, Ky.	Einstein, Edwin	New York, N. Y.
Blake, John L.	Orange, N. J.	Elam, J. B.	Mansfield, La.
Bland, Richard P.	Lebanon, Mo.	Ellis, E. John	New Orleans, La.
Bliss, Archibald M.	Brooklyn, N. Y.	Errett, Russell	Pittsburgh, Pa.
Blount, James H.	Macon, Ga.	Evens, John H.	Spartanburg, S. C.
Bouck, Gabriel	Oshkosh, Wis.	Ewing, Thomas	Lancaster, O.
Bowman, Selwyn Z.	Somerville, Mass.	Farr, Evarts W.	Littleton, N. H.
Boyd, Thomas A.	Lewiston, Ill.	Felton, William H.	Cartersville, Ga.
Bragg, Edward S.	Fond du Lac, Wis.	Ferdon, John W.	Piermont, N. Y.
Brewer, Mark S.	Pontiac, Mich.	Field, Walbridge A.	Boston, Mass.
Briggs, James F.	Manchester, N. H.	Finley, Ebenezer B.	Bucyrus, O.
Brigham, Lewis A.	Jersey City, N. J.	Fisher, Horatio G.	Huntingdon, Pa.
Bright, John M.	Fayetteville, Tenn.	Ford, Nicholas	Rochester, Mo.
Browne, Thomas M. ...	Winchester, Ind.	Forney, William H.	Jacksonville, Ala.
Buckner, Aylett H.	Mexico, Mo.	Forsythe, Albert P.	Isabel, Ill.
Burrows, Julius C.	Kalamazoo, Mich.	Fort, Greenbury L.	Lacon, Ill.
Butterworth, Benj.	Cincinnati, O.	Frost, R. Graham	Saint Louis, Mo.
Cabell, George C.	Danville, Va.	Frye, William P.	Lewiston, Me.
Caldwell, John W.	Russellville, Ky.	Garfield, James A.	Mentor, O.
Calkins, William H. ...	La Porte, Ind.	Geddes, George W.	Mansfield, O.
Camp, John H.	Lyons, N. Y.	Gibson, Randall L.	New Orleans, La.
Cannon, Joseph G.	Danville, Ill.	Gillette, Edward H.	Des Moines, Ia.
Carlisle, John G.	Covington, Ky.	Godshalk, William ...	New Britain, Pa.
Carpenter, Cyrus C. ...	Fort Dodge, Ia.	Goode, John	Norfolk, Va.
Caswell, Lucien B.	Fort Atkinson, Wis.	Gunter, Thomas M. ...	Fayetteville, Ark.
Chalmers, J. R.	Vicksburg, Miss.	Hall, Joshua G.	Dover, N. H.
Chittenden, Simeon B.	Brooklyn, N. Y.	Hammond, John	Crown Point, N. Y.
Claffin, William	Newton, Mass.	Hammond, N. J.	Atlanta, Ga.
Clardy, Martin L.	Farmington, Mo.	Harmer, Alfred C.	Germantown, Pa.
Clark, Alvah A.	Somerville, N. J.	Harris, Benjamin W..	E. B'gewater, Mass.
Clark, John B., Jr.	Fayette, Mo.	Harris, John T.	Harrisonburg, Va.
Clymer, Hiester	Reading, Pa.	Haskell, Dudley C.	Lawrence, Kan.
Cobb, Thomas R.	Vincennes, Ind.	Hatch, William H.	Hannibal, Mo.
Coffroth, Alexander H.	Somerset, Pa.	Hawk, Robert M. A. ...	Mount Carroll, Ill.
Colerick, Walpole G. ...	Fort Wayne, Ind.	Hawley, Joseph R.	Hartford, Conn.
Conger, Omar D.	Port Huron, Mich.	Hayes, Philip C.	Morris, Ill.
Converse, George L. ...	Columbus, O.	Hazelton, George C. ...	Boscobel, Wis.
Cook, Philip	Americus, Ga.	Heilman, William	Evansville, Ind.
Covert, James W.	Flushing, N. Y.	Henderson, Thomas J.	Princeton, Ill.

HOUSE OF REPRESENTATIVES—46TH CONGRESS.

Henkle, Eli J.....	Brooklyn, Md.	Norcross, Amasa.....	Fitchburg, Mass.
Henry, Daniel M.....	Cambridge, Md.	O'Brien, James.....	New York, N. Y.
Herbert, Hilary A.....	Montgomery, Ala.	O'Connor, M. P.....	Charleston, S. C.
Herndon, Thomas H..	Mobile, Ala.	O'Neill, Charles.....	Philadelphia, Pa.
Hill, William D.....	Defiance, O.	O'Reilly, Daniel.....	Brooklyn, N. Y.
Hiscock, Frank.....	Syracuse, N. Y.	Orth, Godlove S.....	La Fayette, Ind.
Hooker, Charles E....	Jackson, Miss.	Osmer, J. H.....	Franklin, Pa.
Horr, Roswell G.....	E. Saginaw, Mich.	Overton, Edward, jr..	Towanda, Pa.
Hostetler, Abraham J.	Bedford, Ind.	Pacheco, Romualdo...	San Luis Obispo, Cal.
Houk, L. C.....	Knoxville, Tenn.	Page, Horace F.....	Placerville, Cal.
House, John F.....	Clarksville, Tenn.	Persons, Henry.....	Talbotton, Ga.
Hubbell, Jay A.....	Houghton, Mich.	Phelps, James.....	Essex, Conn.
Hull, Noble A.....	Sanford, Fla.	Phister, Elijah C.....	Maysville, Ky.
Humphrey, Herman L.	Hudson, Wis.	Pierce, Ray V.....	Buffalo, N. Y.
Hunton, Eppa.....	Warrenton, Va.	Poehler, Henry.....	Henderson, Minn.
Hurd, Frank H.....	Toledo, O.	Pound, Thaddeus C...	Chip'wa Falls, Wis.
Hutchins, Waldo.....	New York, N. Y.	Prescott, Cyrus D....	Rome, N. Y.
James, Amaziah B....	Ogdensburg, N. Y.	Price, Hiram.....	Davenport, Ia.
Johnston, Joseph E..	Richmond, Va.	Randall, Samuel J....	Philadelphia, Pa.
Jones, G. W.....	Bastrop, Texas.	Reagan, John H.....	Palestine, Texas.
Jorgensen, Joseph...	Petersburg, Va.	Reed, Thomas B.....	Portland, Me.
Joyce, Charles H.....	Rutland, Vt.	Rice, William W.....	Worcester, Mass.
Keifer, J. Warren....	Springfield, O.	Richardson, David P..	Angelica, N. Y.
Kelley, William D....	Philadelphia, Pa.	Richardson, John S...	Sumter, S. C.
Kenna, John E.....	Kanawha, W. Va.	Richmond, James B...	Estillville, Va.
Ketcham, John H....	Dover Plains, N. Y.	Robertson, E. W.....	Baton Rouge, La.
Killinger, John W....	Lebanon, Pa.	Robeson, George M....	Camden, N. J.
Kimmel, William.....	Baltimore, Md.	Robinson, George D...	Chicopee, Mass.
King, J. Floyd.....	Vidalia, La.	Ross, Miles.....	N. Brunswick, N. J.
Kitchin, W. H.....	Scotl'd Neck, N. C.	Rothwell, Gideon F...	Moberly, Mo.
Klotz, Robert... ..	Mauch Chunk, Pa.	Russell, Daniel L.....	Wilmington, N. C.
Knott, J. Proctor.....	Lebanon, Ky.	Russell, William A....	Lawrence, Mass.
Ladd, George W.....	Bangor, Me.	Ryan, Thomas.....	Topeka, Kansas.
Lapham, Elbridge G..	Canandaigua, N. Y.	Ryon, John W.....	Pottsville, Pa.
Le Fevre, Benjamin...	Sidney, O.	Samford, William J...	Opelika, Ala.
Lewis, Burwell B....	Tuscaloosa, Ala.	Sapp, William F.....	Council Bluffs, Ia.
Lindsey, Stephen D...	Norridgewock, Me.	Sawyer, Samuel L....	Independence, Mo.
Loring, George B.....	Salem, Mass.	Scales, Alfred M.....	Greensboro', N. C.
Lounsbery, William...	Kingston, N. Y.	Shallenberger, Wm. S.	Rochester, Pa.
Lowe, William M.....	Huntsville, Ala.	Shelley, Charles M....	Selma, Ala.
Manning, Van H.....	Holly Sp'ngs, Miss.	Sherwin, John C... ..	Aurora, Ill.
Marsh, Benjamin F...	Warsaw, Ill.	Simonton, C. B.....	Covington, Tenn.
Martin, Benjamin F...	Pruntytown, W. Va.	Singleton, James W...	Quincy, Ill.
Martin, Edward L....	Seaford, Del.	Singleton, O. R.....	Canton, Miss.
Martin, Joseph J.....	Williamston, N. C.	Slemons, William F...	Monticello, Ark.
Mason, Joseph.....	Hamilton, N. Y.	Smith, A. Herr.....	Lancaster, Pa.
McCoid, Moses A.....	Fairfield, Ia.	Smith, Hezekiah B....	Smithville, N. J.
McCook, Anson G.....	New York, N. Y.	Smith, William E.....	Albany, Ga.
McGowan, Jonas H....	Coldwater, Mich.	Sparks, Wm. A. J....	Carlyle, Ill.
McKenzie, James A...	Longview, Ky.	Speer, Emory.....	Athens, Ga.
McKinley, William, jr.	Canton, O.	Springer, William M..	Springfield, Ill.
McLane, Robert M....	Baltimore, Md.	Starin, John H.....	Fultonville, N. Y.
McMahon, John A.....	Dayton, O.	Steele, Walter L... ..	Rockingham, N. C.
McMillin, Benton.....	Carthage, Tenn.	Stephens, Alex'r H....	Crawfordville, Ga.
Miles, Frederick.....	Chapinville, Conn.	Stevenson, Adlai E....	Bloomington, Ill.
Miller, Warner.....	Herkimer, N. Y.	Stone, John W.....	G'nd Rapids, Mich.
Mills, Roger Q.....	Corsicana, Texas.	Talbott, J. Fred'k C ..	Towsontown, Md.
Mitchell, John I.....	Wellsboro', Pa.	Taylor, Robert L.....	Carter's Depot, Tenn.
Money, Hernando D...	Winona, Miss.	Thomas, John R.....	Metropolis, Ill.
Monroe, James.....	Oberlin, O.	Thompson, Phil. B., jr.	Harrodsburg, Ky.
Morrison, William R..	Waterloo, Ill.	Thompson, Wm. G.....	Marion, Ia.
Morse, Leopold.....	Boston, Mass.	Tillman, George D....	Clark's Hill, S. C.
Morton, Levi P.....	New York, N. Y.	Townsend, Amos.....	Cleveland, O.
Muldrow, H. L.....	Starkville, Miss.	Townshend, Rich'd W.	Shawneetown, Ill.
Muller, Nicholas.....	New York, N. Y.	Tucker, John R.....	Lexington, Va.
Murch, Thompson H..	Rockland, Me.	Turner, Oscar.....	Woodville, Ky.
Myers, William R.....	Anderson, Ind.	Turner, Thomas.....	Mt. Sterling, Ky.
Neal, Henry S.....	Ironton, O.	Tyler, James M.....	Brattleboro', Vt.
New, Jephtha D.....	Vernon, Ind.	Updegraff, Jonath'n T.	Mt. Pleasant, O.
Newberry, John S....	Detroit, Mich.		
Nicholls, John C.....	Blackshear, Ga.		

HOUSE OF REPRESENTATIVES—46TH CONGRESS.

Updegraff, Thomas....	McGregor, Ia.	Whiteaker, John.....	Pleasant Hill, Or- egon.
Upson, Columbus.....	San Antonio, Tex.	Whitthorne, W. C. ...	Columbia, Tenn.
Urner, Milton G.....	Freder'k City, Md.	Wilber, David.....	Milford, N. Y.
Valentine, Edward K..	West Point, Neb.	Williams, Charles G...	Janesville, Wis.
Van Aernam, Henry..	Franklinville, N. Y.	Williams, Thomas.....	Wetumpka, Ala.
Vance, Robert B.....	Asheville, N. C.	Willis, Albert S.....	Louisville, Ky.
Voorhis, Charles H....	Hackensack, N. J.	Willits, Edwin.....	Monroe, Mich.
Van Voorhis, John....	Rochester, N. Y.	Wilson, Benjamin.....	Wilsonburg, W. Va
Waddill, James R.....	Springfield, Mo.	Wise, Morgan R.....	Waynesburgh, Pa.
Wait, John T.....	Norwich, Conn.	Wood, Fernando.....	New York, N. Y.
Ward, William.....	Chester, Pa.	Wood, Walter A.....	Hoosick Falls, N. Y.
Warner, A. J.....	Marietta, O.	Wright, Hendrick B...	Wilkesbarre, Pa.
Washburn, W. D.....	Minneapolis, Minn.	Yocum, Seth H.....	Bellefonte, Pa.
Weaver, James B.....	Bloomfield, Ia.	Young, Casey.....	Memphis, Tenn.
Wellborn, Olin.....	Dallas, Texas.	Young, Thomas L.....	Cincinnati, O.
Wells, Erastus.....	Saint Louis, Mo.		
White, Harry.....	Indiana, Pa.		

DELEGATES FROM TERRITORIES.

Ainslie, George.....D.	Idaho City, Idaho.
Bennett, G. G.....R.	Yankton, Dakota.
Brents, Thomas H.....R.	Walla Walla, Washington.
Cannon, George Q.....D.	Salt Lake City, Utah.
Campbell, J. G.....D.	Prescott, Arizona.
Downey, S. W.....R.	Laramie City, Wyoming.
Maginnis, Martin.....D.	Helena, Montana.
Otero, Mariano S.....R.	Bernalillo, New Mexico.

PRINCIPAL OFFICERS OF THE HOUSE.

Speaker.—SAMUEL J. RANDALL, of Pennsylvania.

Chaplain.—Rev. W. P. Harrison.

Clerk of the House.—George M. Adants.

Chief Clerk.—Green Adams.

Superintendent of Lower Document-Room.—Morgan Rawls.

Librarian.—John B. Hussey.

Sergeant-at-Arms.—John G. Thompson.

Doorkeeper.—Charles W. Field.

Superintendent of Folding-Room.—A. W. Fletcher.

Superintendent of Upper Document-Room.—George A. Bacon.

Postmaster.—James M. Steuart.

Stenographers.—Henry G. Hayes.

Andrew Devine.

Official Reporters of Debates.

John J. McElhone.

William Blair Lord.

John H. White.

David Wolfe Brown.

J. K. Edwards.

OFFICERS OF CONGRESS.

Public Printer.—John D. Defrees.

Librarian of Congress.—Ainsworth R. Spofford.

COMMITTEES OF THE SENATE.—46TH CONGRESS, 1879-81.

[The first-named Senator on each Committee is its Chairman.]

Committee on Privileges and Elections.	Agriculture.	Private Land-Claims.
<p>Eli Saulsbury, of Del. Benj. H. Hill, of Ga. Francis Kernan, of N. Y. Jas. E. Bailey, of Tenn. Geo. S. Houston, of Ala. Zebulon B. Vance, of N. C. Angus Cameron, of Wis. George F. Hoar, of Mass. John A. Logan, of Ill.</p>	<p>John W. Johnston, of Va. Henry G. Davis, of W. Va. John B. Gordon, of Ga. James H. Slater, of Ore. Alg'n S. Paddock, of Neb. William Sharon, of Nev. Henry W. Blair, of N. H.</p>	<p>Geo. F. Edmunds, of Vt. Wm. B. Allison, of Iowa. Wm. Windom, of Minn. David Davis, of Ill. Benjamin F. Jonas, of La.</p>
Foreign Relations.	Military Affairs.	Indian Affairs.
<p>Wm. W. Eaton, of Conn. John W. Johnston, of Va. J. T. Morgan, of Ala. Benj. H. Hill, of Ga. Geo. H. Pendleton, of O. Hannibal Hamlin, of Me. Roscoe Conkling, of N. Y. S. J. Kirkwood, of Iowa. Matt. H. Carpenter, of Wis.</p>	<p>Theo. F. Randolph, of N. J. Francis M. Cockrell, of Mo. Samuel B. Maxey, of Tex. L. F. Grover, of Oregon. Wade Hampton, of S. C. Amb. E. Burnside, of R. I. P. B. Plumb, of Kansas. J. D. Cameron, of Pa. John A. Logan, of Ill.</p>	<p>Richard Coke, of Tex. Geo. H. Pendleton, of O. J. D. Walker, of Ark. Jas. H. Slater, of Oregon. John S. Williams, of Ky. Wm. B. Allison, of Iowa. John J. Ingalls, of Kan. A. Saunders, of Neb. John A. Logan, of Ill.</p>
Finance.	Naval Affairs.	Pensions.
<p>Thos. F. Bayard, of Del. Francis Kernan, of N. Y. Wm. A. Wallace, of Pa. D. W. Voorhees, of Ind. James B. Beck, of Ky. Justin S. Morrill, of Vt. Thos. W. Ferry, of Mich. John P. Jones, of Nev. Wm. B. Allison, of Iowa.</p>	<p>J. R. McPherson, of N. J. William Pinkney Whyte, of Md. Charles W. Jones, of Fla. Zebulon B. Vance, of N. C. James T. Farley, of Cal. Henry B. Anthony, of R. I. James G. Blaine, of Me. J. D. Cameron, of Pa. T. W. Ferry, of Mich.</p>	<p>Robert E. Withers, of Va. J. R. McPherson, of N. J. James B. Groome, of Md. Wilkinson Call, of Fla. James T. Farley, of Cal. John J. Ingalls, of Kan. S. J. Kirkwood, of Iowa. W. P. Kellogg, of La. Orville H. Platt, of Conn.</p>
Appropriations.	The Judiciary.	Revolutionary Claims.
<p>Henry G. Davis, of W. Va. Robert E. Withers, of Va. James B. Beck, of Ky. Wm. A. Wallace, of Pa. Wm. W. Eaton, of Conn. William Windom, of Minn. Wm. B. Allison, of Iowa. James G. Blaine, of Me. Newton Booth, of Cal.</p>	<p>Allen G. Thurman, of O. Jos. E. McDonald, of Ind. Thos. F. Bayard, of Del. A. H. Garland, of Ark. L. Q. C. Lamar, of Miss. David Davis, of Ill. Geo. F. Edmunds, of Vt. Roscoe Conkling, of N. Y. Matt. H. Carpenter, of Wis.</p>	<p>Henry B. Anthony, of R. I. Henry L. Dawes, of Mass. Samuel J. R. McMillan, of Minn. Charles W. Jones, of Fla. Benjamin H. Hill, of Ga.</p>
Commerce.	Post - Offices and Post-Roads.	Claims.
<p>John B. Gordon, of Ga. Matt. W. Ransom, of N. C. Theo. F. Randolph, of N. J. Frank Hereford, of W. Va. Richard Coke, of Texas. Roscoe Conkling, of N. Y. Samuel J. R. McMillan, of Minn. John P. Jones, of Nev. H. P. Baldwin, of Mich.</p>	<p>Samuel B. Maxey, of Tex. Eli Saulsbury, of Del. Jas. E. Bailey, of Tenn. Geo. S. Houston, of Ala. James T. Farley, of Cal. James B. Groome, of Md. Thos. W. Ferry, of Mich. Hannibal Hamlin, of Me. S. J. Kirkwood, of Iowa.</p>	<p>Francis M. Cockrell, of Mo. Frank Hereford, of W. Va. I. G. Harris, of Tenn. James B. Groome, of Md. Geo. S. Houston, of Ala. Sam'l J. R. McMillan, of Minn. Angus Cameron, of Wis. Henry M. Teller, of Col. George F. Hoar, of Mass.</p>
Manufactures.	Public Lands.	District of Columbia.
<p>L. F. Grover, of Oregon. J. R. McPherson, of N. J. John S. Williams, of Ky. Edw'd H. Rollins, of N. H. Henry L. Dawes, of Mass.</p>	<p>Jos. E. McDonald, of Ind. Charles W. Jones, of Fla. L. F. Grover, of Oregon. J. R. McPherson, of N. J. J. D. Walker, of Ark. P. B. Plumb, of Kan. Alg'n S. Paddock, of Neb. Newton Booth, of Cal. N. P. Hill, of Col.</p>	<p>I. G. Harris, of Tenn. Wm. Pink'y Whyte, of M. Robert E. Withers, of V. M. C. Butler, of S. C. Zeb'n B. Vance, of N. C. John J. Ingalls, of Kan. E. H. Rollins, of N. H. Alg'n S. Paddock, of Neb. Sam'l J. R. McMillan, of Minn.</p>
		Patents.
		<p>Francis Kernan, of N. Y. Richard Coke, of Texas. Jas. H. Slater, of Oregon. Wilkinson Call, of Fla. Newton Booth, of Cal. George F. Hoar, of Mass. Orville H. Platt, of Conn.</p>

COMMITTEES OF THE SENATE—Continued.

Territories.	Engrossed Bills.	Election of President and Vice-President.
<p>A. H. Garland, of Ark. M. C. Butler, of S. C. George G. Vest, of Mo. Jas. H. Slater, of Oregon. A. Saunders, of Neb. W. P. Kellogg, of La. John A. Logan, of Ill.</p>	<p>Roscoe Conkling, of N. Y. John P. Jones, of Nev. Robert E. Withers, of Va.</p>	<p>J. T. Morgan, of Ala. Thos. F. Bayard, of Del. Allen G. Thurman, of O. John W. Johnston, of Va. A. H. Garland, of Ark. David Davis, of Ill. Geo. F. Edmunds, of Vt. Roscoe Conkling, of N. Y. Henry M. Teller, of Col.</p>
<p>Railroads.</p>	<p>Rules. J. T. Morgan, of Ala. Francis M. Cockrell, of Mo. James G. Blaine, of Me.</p>	<p>On the Accounts of the Treasury Department.</p>
<p>Matt. W. Ransom, of N. C. L. Q. C. Lamar, of Miss. Wm. W. Eaton, of Conn. L. F. Grover, of Oregon. John S. Williams, of Ky. Geo. H. Pendleton, of O. Benj. F. Jonas, of La. Henry L. Dawes, of Mass. H. M. Teller, of Col. A. Saunders, of Neb. Wm. Windom, of Minn.</p>	<p>JOINT COMMITTEES.</p>	<p>Henry G. Davis, of W. Va. James B. Beck, of Ky. William Pinkney Whyte, of Md. John J. Ingalls, of Kan. Henry L. Dawes, of Mass.</p>
<p>Mines and Mining.</p>	<p>On Enrolled Bills.</p>	<p>To Make Provision for Taking the Tenth Census.</p>
<p>Frank Hereford, of W. Va. Wade Hampton, of S. C. George G. Vest, of Mo. James T. Farley, of Cal. J. D. Cameron, of Pa. P. B. Plumb, of Kansas. N. P. Hill, of Col.</p>	<p>Zeb'n B. Vance, of N. C. Wilkinson Call, of Fla. E. H. Rollins, of N. H.</p>	<p>Geo. H. Pendleton, of O. John T. Morgan, of Ala. Francis Kernan, of N. Y. I. G. Harris, of Tenn. David Davis, of Ill. Justin S. Morrill, of Vt. Angus Cameron, of Wis.</p>
<p>Revision of the Laws.</p>	<p>On Public Printing.</p>	<p>On Epidemic Diseases.</p>
<p>Wm. A. Wallace, of Pa. Francis Kernan, of N. Y. David Davis, of Ill. George F. Hoar, of Mass. Sam'l J. R. McMillan, of Minn.</p>	<p>William Pinkney Whyte, of Md. Matt. W. Ransom, of N. C. Henry B. Anthony, of R. I.</p>	<p>I. G. Harris, of Tenn. L. Q. C. Lamar, of Miss. A. H. Garland, of Ark. Benj. F. Jonas, of La. Alg'n S. Paddock, of Neb. William Sharon, of Nev. Orville H. Platt, of Conn.</p>
<p>Education and Labor.</p>	<p>On the Library.*</p>	<p>To Inquire into Alleged Frauds in the Late Elections.</p>
<p>James E. Bailey, of Tenn. John B. Gordon, of Ga. Sam'l B. Maxey, of Tex. Theo. F. Randolph, of N. J. L. Q. C. Lamar, of Miss. A. E. Burnside, of R. I. Justin S. Morrill, of Vt. Blanche K. Bruce, of Miss. William Sharon, of Nev.</p>	<p>D. W. Voorhees, of Ind. Matt. W. Ransom, of N. C. Geo. F. Edmunds, of Vt.</p>	<p>Wm. A. Wallace, of Pa. James E. Bailey, of Tenn. A. H. Garland, of Ark. J. E. McDonald, of Ind. Francis Kernan, of N. Y. Henry M. Teller, of Col. Geo. F. Hoar, of Mass. H. W. Blair, of N. H. S. J. Kirkwood, of Iowa.</p>
<p>Civil Service and Retrenchment.</p>	<p>Public Buildings and Grounds.*</p>	<p>To Examine into the Removal of the Northern Cheyennes.</p>
<p>M. C. Butler, of S. C. William Pinkney Whyte, of Md. James B. Beck, of Ky. J. D. Walker, of Ark. Henry M. Teller, of Col. E. H. Rollins, of N. H. H. P. Baldwin, of Mich.</p>	<p>Charles W. Jones, of Fla. Eli Saulsbury, of Del. George G. Vest, of Mo. Henry L. Dawes, of Mass. Justin S. Morrill, of Vt.</p>	<p>S. J. Kirkwood, of Iowa. Henry L. Dawes, of Mass. P. B. Plumb, of Kansas. J. T. Morgan, of Ala. James E. Bailey, of Tenn.</p>
<p>To Audit and Control the Contingent Expenses of the Senate.</p>	<p>SELECT COMMITTEES.</p>	
<p>Benjamin H. Hill, of Ga. Henry G. Davis, of W. Va. John P. Jones, of Nev.</p>	<p>Improvement of the Mississippi River and its Tributaries.</p>	
	<p>L. Q. C. Lamar, of Miss. Francis M. Cockrell, of Mo. I. G. Harris, of Tenn. Benj. F. Jonas, of La. James G. Blaine, of Me. W. P. Kellogg, of La. B. K. Bruce, of Miss.</p>	
	<p>Transportation Routes to the Seaboard.</p>	
	<p>James B. Beck, of Ky. John W. Johnston, of Va. D. W. Voorhees, of Ind. Wade Hampton, of S. C. Henry W. Blair, of N. H. J. D. Cameron, of Pa. Wm. Windom, of Minn.</p>	
	<p>To Examine the Several Branches of the Civil Service.</p>	
	<p>George G. Vest, of Mo. Wm. W. Eaton, of Conn. John B. Gordon, of Ga. John A. Logan, of Ill. Hannibal Hamlin, of Me.</p>	

* This committee has power to act concurrently with the same committee of the House of Representatives.

COMMITTEES OF THE SENATE—*Continued.*

<p>To Inquire into Claims of Citizens of the United States against Nicaragua.</p> <p>Hannibal Hamlin, of Me. Roscoe Conkling, of N. Y. S. J. Kirkwood, of Ia. Wm. W. Eaton, of Conn. John T. Morgan, of Ala.</p>	<p>To Investigate the Freedmen's Savings and Trust Company.</p> <p>Blanche K. Bruce, of Miss. Angus Cameron, of Wis. John B. Gordon, of Ga. Robert E. Withers, of Va. A. H. Garland, of Ark.</p>	<p>On Presence of Heads of Departments in Congress.</p> <p>Geo. H. Pendleton, of O. D. W. Voorhees, of Ind. Thos. F. Bayard, of Del. M. C. Butler, of S. C. James T. Farley, of Cal. Roscoe Conkling, of N. Y. Wm. B. Allison, of Ia. James G. Blaine, of Me. John J. Ingalls, of Kan. Orville H. Platt, of Conn.</p>
---	---	--

COMMITTEES OF THE HOUSE.—46TH CONGRESS, 1879-81.

[The first-named Representative on each Committee is its Chairman.]

<p>Committee of Elections.</p> <p>Wm. M. Springer, of Ill. Van H. Manning, of Miss. Alvah A. Clark, of N. J. Emory Speer, of Ga. Walp. G. Colerick, of Ind. R. F. Armfield, of N. C. Fr. E. Beltzhoover, of Pa. Samuel L. Sawyer, of Mo. Elijah C. Phister, of Ky. J. Warren Keifer, of O. John H. Camp, of N. Y. Wm. H. Calkins, of Ind. Walb'ge A. Field, of Mass. Edw'd Overton, jr., of Pa. James B. Weaver, of Ia.</p>	<p>Banking and Currency.</p> <p>Aylett H. Buckner, of Mo. Thomas Ewing, of O. Joseph J. Davis, of N. C. Casey Young, of Tenn. Burwell B. Lewis, of Ala. Wm. Lounsbery, of N. Y. Geo. W. Ladd, of Me. S. B. Chittenden, of N. Y. Greenbury L. Fort, of Ill. Hiram Price, of Ia. Wm. W. Crapo, of Mass.</p>	<p>John E. Kenna, of W. Va. Robt. M. McLane, of Md. Thomas Turner, of Ky. Joseph H. Acklen, of La. R. L. T. Beale, of Va. Peter V. Deuster, of Wis. Martin L. Clardy, of Mo. Charles O'Neill, of Pa. John T. Wait, of Conn. Thos. J. Henderson, of Ill. Amos Townsend, of O. Wm. A. Russell, of Mass.</p>
<p>Ways and Means.</p> <p>Fernando Wood, of N. Y. John Rand. Tucker, of Va. Randall L. Gibson, of La. James Phelps, of Conn. Wm. R. Morrison, of Ill. R. Q. Mills, of Tex. John G. Carlisle, of Ky. William H. Felton, of Ga. James A. Garfield, of O. Wm. D. Kelley, of Pa. Omar D. Conger, of Mich. William P. Frye, of Me. Mark H. Dunnell, of Minn.</p>	<p>Pacific Railroad.</p> <p>Robert M. McLane, of Md. J. R. Chalmers, of Miss. Archibald M. Bliss, of N. Y. John B. Clark, jr., of Mo. Henry L. Dickey, of O. E. John Ellis, of La. Benj. F. Martin, of W. Va. Olin Wellborn, of Tex. Alfred C. Harmer, of Pa. James B. Belford, of Col. John S. Newberry, of Mich. John M. Bailey, of N. Y. Benj. Butterworth, of O.</p>	<p>Public Lands.</p> <p>George L. Converse, of O. Hend'k B. Wright, of Pa. Poindexter Dunn, of Ark. Jas. A. McKenzie, of Ky. Thomas Williams, of Ala. Noble A. Hull, of Fla. C. P. Berry, of Cal. John H. Ketcham, of N. Y. Thomas Ryan, of Kan. Wm. F. Sapp, of Ia. Wm. D. Washburn, of Minn. G. G. Bennett, of Dak.</p>
<p>Appropriations.</p> <p>J. D. C. Atkins, of Tenn. James H. Blount, of Ga. Otho R. Singleton, of Miss. Hiester Clymer, of Pa. Jos. C. S. Blackburn, of Ky. Erastus Wells, of Mo. Thomas R. Cobb, of Ind. Wm. H. Forney, of Ala. John A. McMahon, of O. John H. Baker, of Ind. James Monroe, of O. Jos. R. Hawley, of Conn. Jay A. Hubbell, of Mich. Joseph G. Cannon, of Ill. Frank Hiscock, of N. Y.</p>	<p>Claims.</p> <p>John M. Bright, of Tenn. Henry L. Dickey, of O. Robert H. M. Davidson, of Fla. James W. Covert, of N. Y. M. P. O'Connor, of S. C. Lowndes H. Davis, of Mo. Wm. J. Samford, of Ala. Stephen D. Lindsey, of Me. Hiram Barber, jr., of Ill. Sel. Z. Bowman, of Mass. Richard Crowley, of N. Y.</p> <p>Commerce.</p> <p>John H. Reagan, of Tex. Arch. M. Bliss, of N. Y. Miles Ross, of N. J.</p>	<p>Post - Office and Post-Roads.</p> <p>H. D. Money, of Miss. Alvah A. Clark, of N. J. Philip Cook, of Ga. John H. Ewins, of S. C. Jas. W. Singleton, of Ill. Charles M. Shelley, of Ala. G. W. Jones, of Tex. John H. Ketcham, of N. Y. Charles H. Joyce, of Vt. John W. Stone, of Mich. Henry H. Bingham, of Pa.</p> <p>District of Columbia.</p> <p>Eppa Hunton, of Va. Eli J. Henkle, of Md. Wm. F. Slemmons, of Ark. Edw'd L. Martin, of Del. Wm. J. Samford, of Ala.</p>

COMMITTEES OF THE HOUSE—Continued.

Robert Klotz, of Pa.
Henry S. Neal, of O.
A. B. James, of N. Y.
Wm. Heilman, of Ind.
Nels. W. Aldrich, of R. I.
Geo. C. Hazelton, of Wis.

The Judiciary.

J. Proctor Knott, of Ky.
John T. Harris, of Va.
David B. Culberson, of Tex.
Frank H. Hurd, of O.
John F. House, of Tenn.
John W. Ryon, of Pa.
Hilary A. Herbert, of Ala.
Jeptha D. New, of Ind.
N. J. Hammond, of Ga.
Elb'ge G. Lapham, of N. Y.
Geo. D. Robinson, of Mass.
Thomas B. Reed, of Me.
Wm. McKinley, jr., of O.
Chas. G. Williams, of Wis.
Edwin Willits, of Mich.

War-Claims.

Edward S. Bragg, of Wis.
E. W. Robertson, of La.
Gibson Atherton, of O.
Gid'n F. Rothwell, of Mo.
Philip B. Thompson, jr.,
of Ky.
C. B. Simonton, of Tenn.
Cyrus C. Carpenter, of Ia.
John W. Ferden, of N. Y.
James M. Tyler, of Vt.
Thomas M. Bayne, of Pa.
Daniel L. Russell, of N. C.

Public Expenditures.

Ebenezer B. Finley, of O.
Van H. Manning, of Miss.
Joseph J. Davis, of N. C.
Geo. D. Tillman, of S. C.
C. B. Simonton, of Tenn.
Fr'k E. Beltzhoover, of Pa.
Charles H. Joyce, of Vt.
Joseph Mason, of N. Y.
Calvin Cowgill, of Ind.
Lewis A. Brigham, of N. J.
R. Pacheco, of Cal.

Agriculture.

James W. Covert, of N. Y.
D. Wyatt Aiken, of S. C.
Walter L. Steele, of N. C.
Geo. G. Dibrell, of Tenn.
Daniel M. Henry, of Md.
Benj. Le Fevre, of O.
Jas. B. Richmond, of Va.
Henry Persons, of Ga.
Wm. H. Hatch, of Mo.
Jonas H. McGowan, of
Mich.
David Wilbur, of N. Y.
Ed. K. Valentine, of Neb.
William Godshalk, of Pa.
John A. Anderson, of Kan.
Albert P. Forsythe, of Ill.

Private Land-Claims.

Thomas M. Gunter, of Ark.
Benj. F. Martin, of W. Va.
John W. Caldwell, of Ky.
H. L. Muldrow, of Miss.
Adlai E. Stevenson, of Ill.
William, R. Myers, of Ind.
John I. Mitchell, of Pa.
Amasa Norcross, of Mass.
Julius C. Burrows, of Mich.
Charles H. Voorhis, of N. J.
R. Pacheco, of Cal.

Manufactures.

Morgan R. Wise, of Pa.
R. L. T. Beale, of Va.
John C. Nicholls, of Ga.
Hezekiah B. Smith, of N. J.
John S. Richardson, of S. C.
R. L. Taylor, of Tenn.
Wm. M. Lowe, of Ala.
Joshua G. Hall, of N. H.
Roswell G. Horr, of Mich.
John Hammond, of N. Y.
Moses A. McCoid, of Ia.

Indian Affairs.

Alfred M. Scales, of N. C.
C. E. Hooker, of Miss.
Thos. M. Gunter, of Ark.
James R. Waddill, of Mo.
Henry Poehler, of Minn.
John Whiteaker, of Ore.
Olin Wellborn, of Tex.
Russell Errett, of Pa.
Nathn'l C. Deering, of Ia.
Thad. C. Pound, of Wis.
Dudley C. Haskell, of Kan.
George Ainslee, of Idaho
Territory.

Military Affairs.

Wm. A. J. Sparks, of Ill.
Geo. G. Dibrell, of Tenn.
Edw'd S. Bragg, of Wis.
Joseph E. Johnston, of Va.
William E. Smith, of Ga.
Benj. Le Fevre, of O.
Columbus Upson, of Tex.
Harry White, of Pa.
Anson G. McCook, of N. Y.
Benj. F. Marsh, of Ill.
Thos. M. Browne, of Ind.
Martin Maginnis, of Mon-
tana.

The Militia.

Miles Ross, of N. J.
Alfred M. Scales, of N. C.
Eli J. Henkle, of Md.
Thomas Turner, of Ky.
Emory Speer, of Ga.
James O'Brien, of N. Y.
Samuel B. Dick, of Pa.
Evarts W. Farr, of N. H.
Rollin M. Daggett, of Nev.
Robt. M. A. Hawk, of Ill.
Warner Miller, of N. Y.

Naval Affairs.

W. C. Whitthorne, of Tenn.
John Goode, of Va.
Leopold Morse, of Mass.
J. B. Elam, of La.
Robert H. M. Davidson,
of Fla.
J. Fred'k C. Talbott, of Md.
James O'Brien, of N. Y.
Benj. W. Harris, of Mass.
Alfred C. Harmer, of Pa.
James F. Briggs, of N. H.
Mark S. Brewer, of Mich.

Foreign Affairs.

Samuel S. Cox, of N. Y.
Benj. Wilson, of W. Va.
Geo. A. Bicknell, of Ind.
J. Floyd King, of La.
John C. Nicholls, of Ga.
Thos. H. Herndon, of Ala.
William D. Hill, of O.
John W. Killinger, of Pa.
Wm. W. Rice, of Mass.
Levi P. Morton, of N. Y.
Geo. M. Robeson, of N. J.

The Territories.

H. L. Muldrow, of Miss.
Jordan E. Cravens, of Ark.
Gabriel Bouck, of Wis.
Nicholas Muller, of N. Y.
Benj. F. Martin, of W. Va.
R. Graham Frost, of Mo.
Reub. K. Bachman, of Pa.
Herman L. Humphrey, of
Wis.
William Aldrich, of Ill.
Thomas L. Young, of O.
Samuel B. Dick, of Pa.
Geo. Q. Cannon, of Utah.

Revolutionary Pensions.

John Whiteaker, of Ore.
Rich'd P. Bland, of Mo.
George C. Cabell, of Va.
Geo. G. Dibrell, of Tenn.
Jas. W. Singleton, of Ill.
John W. Ryon, of Pa.
Geo. L. Converse, of O.
Evarts W. Farr, of N. H.
Fred'k Miles, of Conn.
Ray V. Pierce, of N. Y.
Edw'd H. Gillette, of Ia.

Invalid Pensions.

Alex'r H. Coffroth, of Pa.
Burwell B. Lewis, of Ala.
John W. Caldwell, of Ky.
Ab'm J. Hostetler, of Ind.
Henry Persons, of Ga.
Wm. H. Hatch, of Mo.
R. L. Taylor, of Tenn.
A. Herr Smith, of Pa.
Geo. C. Hazelton, of Wis.
George R. Davis, of Ill.
J. T. Updegraff, of O.

COMMITTEES OF THE HOUSE—Continued.

Railways and Canals.

George C. Cabell, of Va.
 Charles M. Shelley, of Ala.
 William Kimmel, of Md.
 Wm. F. Slemmons, of Ark.
 Morgan R. Wise, of Pa.
 Oscar Turner, of Ky.
 Dan'l O'Reilly, of N. Y.
 Horatio G. Fisher, of Pa.
 John L. Blake, of N. J.
 L. C. Houk, of Tenn.
 Nicholas Ford, of Mo.

Mines and Mining.

Adlai E. Stevenson, of Ill.
 Joseph H. Acklen, of La.
 R. F. Armfield, of N. C.
 A. J. Warner, of O.
 Jas. R. Waddill, of Mo.
 Robert Klotz, of Pa.
 C. P. Berry, of Cal.
 Geo. M. Robeson, of N. J.
 John I. Mitchell, of Pa.
 Milton G. Urner, of Md.
 Edwin Einstein, of N. Y.
 John G. Campbell, of Arizona.
 W. G. Thompson, of Iowa.
 J. B. Belford, of Col.

Education and Labor.

John Goode, of Va.
 Albert S. Willis, of Ky.
 Geo. D. Tillman, of S. C.
 Benton McMillin, of Tenn.
 Waldo Hutchins, of N. Y.
 Latimer W. Ballou, of R. I.
 Bradley Barlow, of Vt.
 J. H. Osmer, of Pa.
 Henry Van Aernam, of N. Y.
 Horace F. Page, of Cal.

Revision of the Laws.

John T. Harris, of Va.
 John B. Clark, jr., of Mo.
 Rich'd W. Townshend, of Ill.
 Geo. W. Geddes, of O.
 John S. Richardson, of S. C.
 Benton McMillin, of Tenn.
 Wm. M. Lowe, of Ala.
 Godlove S. Orth, of Ind.
 John R. Thomas, of Ill.
 Milton G. Urner, of Md.
 Edw'd H. Gillette, of Ia.

Coinage, Weights, and Measures.

Alex. H. Stephens, of Ga.
 Robert B. Vance, of N. C.
 E. John Ellis, of La.
 Richard P. Bland, of Mo.
 Albert S. Willis, of Ky.
 A. J. Warner, of O.
 Gilb't De La Matyr, of Ind.

William Claffin, of Mass.
 Walter A. Wood, of N. Y.
 Horatio G. Fisher, of Pa.
 Horace Davis, of Cal.

Patents.

Robert B. Vance, of N. C.
 William E. Smith, of Ga.
 D. Wyatt Aiken, of S. C.
 Richard W. Townshend, of Ill.
 Reub. K. Bachman, of Pa.
 J. Fred'k C. Talbott, of Md.
 Hczekiah B. Smith, of N. J.
 William Ward, of Pa.
 Lucien B. Caswell, of Wis.
 Latimer W. Ballou, of R. I.
 Jere. W. Dwight, of N. Y.

Public Buildings and Grounds.

Philip Cook, of Ga.
 Casey Young, of Tenn.
 Jas. A. McKenzie, of Ky.
 William Kimmel, of Md.
 Gibson Atherton, of O.
 W. H. Kitchin, of N. C.
 Thompson H. Murch, of Me.
 Thos. L. Young, of O.
 Joseph Jorgensen, of Va.
 John H. Starin, of N. Y.
 William S. Shallenberger, of Pa.

Accounts.

Daniel M. Henry, of Md.
 Leopold Morse, of Mass.
 Edward L. Martin, of Del.
 Thos. A. Boyd, of Ill.
 A. Herr Smith, of Pa.

Mileage.

Thomas R. Cobb, of Ind.
 J. Proctor Knott, of Ky.
 R. Q. Mills, of Texas.
 Simeon B. Chittenden, of N. Y.
 Edw'd Overton, jr., of Pa.

Expenditures in the Department of State.

Hiester Clymer, of Pa.
 Thos. H. Herndon, of Ala.
 J. Floyd King, of La.
 R. Graham Frost, of Mo.
 John S. Newberry, of Mich.
 Bradley Barlow, of Vt.
 Richard Crowley, of N. Y.

Expenditures in the Treasury Department.

Wm. H. Forney, of Ala.
 John Randolph Tucker, of Va.
 Aylett H. Buckner, of Mo.

John H. Reagan, of Tex.
 William D. Hill, of O.
 Waldo Hutchins, of N. Y.
 Charles O'Neill, of Pa.
 James B. Weaver, of Ia.
 John H. Starin, of N. Y.

Expenditures in the War Department.

Jos. C. J. Blackburn, of Ky.
 William H. Felton, of Ga.
 Erastus Wells, of Mo.
 G. W. Jones, of Texas.
 Harry White, of Pa.
 Amasa Norcross, of Mass.
 Rob't M. A. Hawk, of Ill.

Expenditures in the Navy Department.

Richard W. Townshend, of Ill.
 James Phelps, of Conn.
 W. H. Kitchin, of N. C.
 Noble A. Hull, of Fla.
 Walter A. Wood, of N. Y.
 Stephen D. Lindsey, of Me.
 Horace Davis, of Cal.

Expenditures in the Post-Office Department.

George W. Ladd, of Me.
 H. D. Money, of Miss.
 Wm. A. J. Sparks, of Ill.
 Henry Poehler, of Minn.
 John L. Blake, of N. J.
 Ed. K. Valentine, of Neb.
 Henry H. Bingham, of Pa.

Expenditures in the Interior Department.

Nicholas Muller, of N. Y.
 W. C. Whitthorne, of Tenn.
 Martin L. Clardy, of Mo.
 Thomas Williams, of Ala.
 Gilb't De La Matyr, of Ind.
 Joseph Jorgensen, of Va.
 Julius C. Burrows, of Mich.

Expenditures on Public Buildings.

Peter V. Deuster, of Wis.
 John M. Bright, of Tenn.
 Hilary A. Herbert, of Ala.
 Daniel O'Reilly, of N. Y.
 Nicholas Ford, of Mo.
 Albert P. Forsythe, of Ill.
 Seth H. Yocum, of Pa.

Expenditures in the Department of Justice.

James H. Blount, of Ga.
 David B. Culberson, of Tex.
 Wm. M. Springer, of Ill.
 Frank H. Hurd, of O.
 Jephtha D. New, of Ind.

COMMITTEES OF THE HOUSE—*Concluded.*

Elijah C. Phister, of Ky. Lowndes H. Davis, of Mo. Horace F. Page, of Cal. John R. Thomas, of Ill. Edwin Einstein, of N. Y. Wm. S. Shallenberger, of Pa.	P. B. Thompson, jr., of Ky. Gideon F. Rothwell, of Mo. Geo. B. Loring, of Mass. Ray V. Pierce, of N. Y. Rollin M. Daggett, of Nev. John C. Sherwin, of Ill.	On the State of the Law Respecting Ascertainment and Declaration of Result of Election of President and Vice- President.
Levees and Improvement of the Mississippi River.	SELECT COMMITTEES.	Geo. A. Bicknell, of Ind. Eppa Hunton, of Va. John G. Carlisle, of Ky. Alex'r H. Stephens, of Ga. Thomas Ewing, of O. Wm. Lounsbery, of N. Y. Walter L. Steele, of N. C. Godlove S. Orth, of Ind. Thomas Updegraff, of Ia. John Van Voorhis, of N. Y. Seth H. Yocum, of Pa.
E. W. Robertson, of La. J. R. Chalmers, of Miss. Joseph E. Johnston, of Va. Oscar Turner, of Ky W. R. Myers, of Ind. John H. Evins, of S. C. Poindexter Dunn, of Ark. Thos. M. Bayne, of Pa. Thos. A. Boyd, of Ill. Lucien B. Caswell, of Wis. Cyrus D. Prescott, of N. Y. Randall L. Gibson, of La. Benj. W. Harris, of Mass.	On Rules. The Speaker. Alex'r H. Stephens, of Ga. Joseph C. S. Blackburn, of Ky. James A. Garfield, of O. Wm. P. Frye, of Me.	Epidemic Diseases. Casey Young, of Tenn. J. Floyd King, of Fla. C. E. Hooker, of Miss. John Goode, of Va. Leopold Morse, of Mass. A. Herr Smith, of Pa. J. T. Updegraff, of O. Henry Van Aernam, of N. Y. Jonas H. McGowan, of Mich.
JOINT COMMITTEES.	Reform in the Civil Ser- vice.	Alcoholic Liquor Traffic. Lowndes H. Davis, of Mo. Gabriel Bouck, of Wis. John C. Nicholls, of Ga. C. B. Simonton, of Tenn. Thomas Williams, of Ala. Mark S. Brewer, of Mich. Amasa Norcross, of Mass. Warner Miller, of N. Y. J. T. Updegraff, of O.
On Printing.*	Abm. J. Hostetler, of Ind. Jordan E. Cravens, of Ark. John F. House, of Tenn. John E. Kenna, of W. Va. M. P. O'Connor, of S. C. Samuel L. Sawyer, of Mo. N. J. Hammond, of Ga. Philip C. Hayes, of Ill. Geo. C. Hazelton, of Wis. Benj. Butterworth, of O. David P. Richardson, of N. Y.	Congressional Election in Cincinnati. John G. Carlisle, of Ky. John E. Kenna, of W. Va. Jeptha D. New, of Ind. Thos. H. Herndon, of Ala. Omar D. Conger, of Mich. Thos. M. Browne, of Ind. James F. Briggs, of N. H.
Otho R. Singleton, of Miss. Benj. Wilson, of W. Va. Philip C. Hayes, of Ill.	Ventilation of the Hall.	
On Enrolled Bills.*	William Kimmel, of Md. Jas. W. Covert, of N. Y. John G. Carlisle, of Ky. John A. McMahon, of O. John W. Stone, of Mich. Wm. D. Kelley, of Pa. Geo. B. Loring, of Mass.	
John E. Kenna, of W. Va. Alex'r H. Coffroth, of Pa. William Ward, of Pa. William Aldrich, of Ill. David Wilbur, of N. Y. Columbus Upson, of Tex. W. G. Thompson, of Iowa.	Depression of Labor.	
On the Library.*	Hendrick B. Wright, of Pa. Henry L. Dickey, of O. M. P. O'Connor, of S. C. Thomp'n H. Murch, of Me. John C. Sherwin, of Ill. Calvin Cowgill, of Ind. Jos. J. Martin, of N. C.	
Geo. W. Geddes, of O. Jas. B. Richmond, of Va. William Claflin, of Mass.		
On the Census.		
Sam'l S. Cox, of N. Y. C. E. Hooker, of Miss. J. B. Elam, of La. Ebenezer B. Finley, of O. Walpole G. Colerick, of Ind.		
Special Committee on Inter-Oceanic Canal.		
J. Floyd King, of La. J. W. Singleton, of Ill. W. C. Whitthorne, of Tenn B. F. Martin, of West Va.	Oscar Turner, of Ky. John C. Nicholls, of Ga. Waldo Hutchins, of N. Y. Horace F. Page, of Cal.	Omar D. Conger, of Mich. William P. Frye, of Me. Dudley C. Haskell, of Kan
Special Committee on Yorktown Celebration.		
John Goode, of Va. Joshua G. Hall, of N. H. Geo. B. Loring, of Mass. Nelson W. Aldrich, of R. I. Joseph R. Hawley, of Con.	Nicholas Muller, of N. Y. Lewis A. Brigham, of N. J. Samuel B. Dick, of Pa. Edward L. Martin, of Del. J. F. C. Talbott, of Md.	Joseph J. Davis, of N. C. J. S. Richardson, of S. C. Henry Persons, of Ga.

* This committee has power to act concurrently with the same committee of the Senate.

EXECUTIVE OFFICERS OF THE UNITED STATES.

EXECUTIVE MANSION.

OFFICE.	NAME.	Whence Appointed.	Date of Commission.	Salary.
President of the U. S.	Rutherford B. Hayes	Ohio.....	March 4, 1877	\$50,000
Private Secretary.....	W. K. Rogers	Minnesota ..	March 4, 1877	3,500

DEPARTMENT OF STATE.

Secretary of State.....	William M. Evarts.	New York...	March 12, 1877	8,000
Assistant Secretary.....	John Hay	Illinois.....	Nov. 22, 1879	3,500
Second Assist. Secretary..	William Hunter....	Rhode Island	July 27, 1866	3,500
Third Assistant Secretary	Charles Payson....	Mass.....	June 11, 1878	3,500
Chief Clerk.....	Sevellon A. Brown..	New York....	Aug. 7, 1873	2,500
Examiner of Claims.....	Henry O'Conner....	Iowa.....	Feb. 9, 1872	3,500

TREASURY DEPARTMENT.

Secretary of the Treasury..	John Sherman	Ohio	March 8, 1877	8,000
Assistant Secretary.....	John B. Hawley....	Illinois	Dec. 6, 1877	4,500
Assistant Secretary.....	Henry F. French....	Massachus'ts.	Aug. 12, 1876	4,500
Chief Clerk.	J. K. Upton.....	N. Hampshire	May 1, 1877	2,700
Solicitor of the Treasury..	Kenneth Rayner...	N. Carolina ..	June 30, 1877	4,500
Supervising Architect.....	James G. Hill.....	Massachus'ts.	Aug. 11 1876	4,500
Chief of Bureau of Engraving and Printing.....	Orsamus H. Irish...	Nebraska....	Oct. 1, 1878	4,500
Ch'f of Bureau of Statistics	Joseph Nimmo, Jr..	New York...	Sept. 1, 1878	2,400
Chief of Warrant Division	Joseph T. Power...	Pennsylvania	July 1. 1875	2,750
Ch'f of Appointment Div'n	Geo. N. Lamphere.	Conn.....	April, 1879	2,500
Director of the Mint.....	H. C. Burchard....	Illinois.....	Feb. 27, 1879	4,500
First Comptroller.....	Albert G. Porter....	Ind.	Mar. 8, 1878	5,000
Second Comptroller.....	William W. Upton..	Oregon.....	Sept. 26, 1877	5,000
Commissioner of Customs	Henry C. Johnson..	Pennsylvania.	April 8, 1874	4,000
Register of the Treasury..	Glenni W. Scofield.	Pennsylvania.	April 1, 1878	4,000
First Auditor	Robert M. Reynolds	Alabama.....	April 18, 1878	3,600
Second Auditor.....	Ezra B. French....	Maine.....	Aug. 3, 1861	3,600
Third Auditor.....	Ed'n W. Keightley.	Michigan	April 25, 1879	3,600
Fourth Auditor.....	Charles Beardsley.	Iowa.....	Aug. 2, 1879	3,600
Fifth Auditor.....	Jacob H. Ela.....	N. Hampshire	Dec. 19, 1871	3,600
Sixth Auditor.....	Jacob M. McGrew..	Ohio.....	July 1, 1875	3,600
Treasurer of the U. S.....	James Gilfillan ...	Connecticut..	June 6, 1877	6,000
Assistant Treasurer.....	Albert U. Wyman..	Nebraska	June 6, 1877	3,600
Compt'r of the Currency..	John Jay Knox....	New York...	April 24, 1872	5,000
Com. of Internal Revenue	Green B. Raum....	Illinois	Aug. 2, 1876	6,000
Solic'r of Internal Revenue	Charles Chesley....	N. Hampshire	Oct. 13, 1871	4,500
Chairman of Light-House Board.....	John Rodgers.....	Dist. of Col..	June 23, 1878	
Supt. of U. S. Coast Survey	Carlile P. Patterson	California....	Feb. 17, 1874	6,000
Assist. in Charge of Office	Julius E. Hilgard..	Illinois.....	April 1, 1873	4,200
Supervising Surgeon-Gen.	John B. Hamilton.	Illinois.....	April 3, 1879	4,000

DEPARTMENT OF THE INTERIOR.

Secretary of the Interior..	Carl Schurz.....	Missouri.....	March 12, 1877	8,000
Assistant Secretary.....	Alonzo Bell.....	New York. ...	April 9, 1877	3,500
Chief Clerk and Sup't....	Geo. M. Lockwood.	New York. ..	April 10, 1877	2,700
Asst. Attorney-General...	Edgar M. Marble...	Michigan.....	March 30, 1877	5,000

General Land Office.

Commissioner.....	Jas. A. Williamson.	Iowa.....	June 26, 1876	4,000
Chief Clerk.....	Jas. M. Armstrong.	Iowa.....	Sept. 20, 1878	2,000

Pension Office.

Commissioner.....	John A. Bentley....	Wisconsin. ..	March 28, 1876	3,600
Deputy Commissioner...	O. P. G. Clarke....	Rhode Island	July 1, 1879	2,400
Chief Clerk.....	Josiah H. Hobbs...	New Hamp...	April 16, 1879	2,000

DEPARTMENT OF THE INTERIOR—(Continued).

Patent Office.

OFFICE.	NAME.	Whence Appointed.	Date of Commission.	Salary.
Commissioner	Halbert E. Paine..	Wisconsin ...	Nov. 1, 1878.	\$4,500
Assistant Commissioner..	W. H. Doolittle....	Minnesota...	Mar. 21, 1876.	3,000
Chief Clerk.....	F. A. Seely	Pennsylvania	April 10, 1877.	2,250
Examiners-in-chief.....	R. L. B. Clarke....	Iowa.....	April 21, 1869.	3,000
	V. D. Stockbridge..	Maine.....	Sept. 1, 1875.	3,000
	Henry H. Bates....	New York....	May 1, 1877.	3,000
EXAMINERS.				
1. Agriculture.....	Oscar C. Fox.....	Ohio.....	July 1, 1873.	2,400
2. Agricultural Products.	James H. Peirce ..	Delaware....	March 1, 1879.	2,400
3. Metallurgy, Refrigeration, and Distillation	R. G. Dyrenforth..	Illinois.....	Aug. 16, 1874.	2,400
4. Civil Engineering.....	Benj. W. Pond....	Maine.....	Aug. 7, 1877.	2,400
5. Fine Arts	William Burke....	Wisconsin...	Sept. 9, 1872.	2,400
6. Chemistry	Thomas Antisell..	Dist. of Col..	May 10, 1877.	2,400
7. Harvesters and Mills..	Joseph B. Church..	Dist. of Col..	March 1, 1879.	2,400
8. Household.....	L. M. E. Cooke....	Dist. of Col..	March 1, 1879.	2,400
9. Hydraulics and Pneumatics	Joel B. Durnall....	Colorado....	May 13, 1875.	2,400
10. Carriages, Wagons, & Cars	Henry P. Sanders..	New York...	May 13, 1875.	2,400
11. Leather-working Machinery & Products.	John P. Chapman..	Ohio.....	Nov. 16, 1875.	2,400
12. Mechanical Engineering.....	Albin Schoepf....	Maryland...	July 1, 1870.	2,400
13. Metal-working, Class A	Joseph W. Jayne..	Pennsylvania..	March 1, 1879.	2,400
14. Metal working, Class B	S. W. Stocking....	New York...	May 1, 1876.	2,400
15. Plastics	Benj. S. Hedrick ..	N. Carolina..	July 1, 1862.	2,400
16. Philosophical.....	H. C. Townsend ...	Maine.....	May 9, 1877.	2,400
17. Printing and Paper Manufacturing	Frank L. Freeman.	Massach'tts..	Sept. 1, 1875.	2,400
18. Steam Engineering...	Francis Fowler....	New York...	Jan. 16, 1876.	2,400
19. Calorifics, Stoves, and Lamps.....	Benj. R. Catlin ...	New York ...	June 1, 1876.	2,400
20. Builders' Hardware, Locks, & Surgery...	A. G. Wilkinson ...	Connecticut.	May 15, 1868.	2,400
21. Sewing-Machines and Textile Machinery..	Wm. H. Appleton.	N. Hamps're.	July 1, 1873.	2,400
22. Fire-arms, Navigation, Signals, and Wood-working	W. A. Bartlett....	New York...	Dec. 1, 1875.	2,400
Examiner of Interferences	Zenas F. Wilber...	Ohio.....	May 1, 1877.	2,400
Trade-Marks and Labels.	James E. M. Bowen	Dist. of Col..	May 1, 1875.	2,250
Librarian.....	Weston Flint.....	New York...	July 1, 1878.	2,000
Indian Office.				
Commissioner.....	E. A. Hayt.....	New York...	Sept. 27, 1877.	3,000
Chief Clerk.....	Edwin J. Brooks...	N. Hamps're.	Feb. 4, 1879.	2,000
Bureau of Education.				
Commissioner of Education	John Eaton.....	Tennessee...	Mar. 16, 1870.	3,000
Chief Clerk.....	Charles Warren...	Illinois.....	Oct. 1, 1870.	1,800
Census Office.				
Superintendent.....	Francis A. Walker.	Connecticut.	April 1, 1879.	5,000
Chief Clerk	Charles W. Seaton.	New York...	April 12, 1879.	2,000
Auditor of Railroad Accounts.....	Theophilus French	Ohio.....	July 1, 1878.	5,000
Director of Geological Survey.....	Clarence King....	New York...	April 3, 1879.	6,000

EXECUTIVE OFFICERS OF THE UNITED STATES.

WAR DEPARTMENT.

OFFICE.	NAME.	Whence Appointed.	Date of Commission.	Salary.
Secretary of War.....	Alexander Ramsey	Minnesota...	Dec. 10, 1879	\$8,000
Chief Clerk.....	H. T. Crosby.....	Pennsylvania.	July 25, 1872	2,500
Adjutant-General.....	Brig. Gen. E. D. Townsend.....	Mil. Academy	Feb. 22, 1869	5,500
Asst. Adjutant-General... Chief Clerk.....	Col. R. C. Drum.... R. P. Thian.....	Pennsylvania. New York,...	Feb. 22, 1869 July 1, 1871	3,500 2,000
Inspector-General.....	Brig. Gen. R. B. Marcy.....	Mil. Academy	Dec. 12, 1878	5,500
Quartermaster-General... Chief Clerk.....	Brig. Gen. M. C. Meigs..... George K. Finckel..	Mil. Academy Dist. Col.....	May 15, 1861 July 1, 1871	5,500 2,000
Paymaster-General..... Chief Clerk... ..	Brig. Gen. B. Alvord G. D. Hanson.....	Mil. Academy Dist. Col.....	July 22, 1876 Sept. 16, 1877	5,500 2,000
Commissary-General.... Chief Clerk.....	Brig. Gen. R. McFeeley..... Richard M. Hanson	Mil. Academy Dist. Col.....	April 14, 1875 July 1, 1871	5,500 2,000
Surgeon-General.....	Brig. Gen. J. K. Barnes.....	Pennsylvania.	Ang. 22, 1864	5,500
Assistants.....	Col. Chas. H. Crane Maj. J. J. Woodward Maj. Jno. S. Billings Capt. Geo. A. Otis..	Mass'chusetts Pennsylvania. Ohio..... Mass'chusetts	July 28, 1866 June 26, 1876 Dec. 2, 1876 Feb. 28, 1866	3,500 2,500 2,500 2,000
Chief Clerk... ..	Samuel Ramsey....	Virginia.....	July 1, 1871	2,000
Judge-Advocate General Chief Clerk.....	Brig. Gen. Wm. McKee Dunn... Thomas Duke.....	Indiana..... Army.....	Dec. 1, 1875 Oct. 11, 1876	5,500 1,800
Chief of Engineers.....	Brig. Gen. Horatio G. Wright.....	Mil. Academy	June 30, 1879	5,500
Assistant in charge of Public Buildings and Grounds..... Chief Clerk.....	Lt. Col. T. L. Casey..... Wm. J. Warren. .	Mil. Academy New York...	Sept. 2, 1874 July 1, 1871	3,000 2,000
Chief Signal Officer..... Chief Clerk.....	Col. Albert J. Myer Alexander Ashley..	New York... Pennsylvania.	July 28, 1866 July 1, 1874	3,500 1,800
Chief of Ordnance..... Chief Clerk.....	Brig. Gen. S. V. Benét..... Valentine McNally.	Mil. Academy Mass'chnsetts	June 23, 1874 Dec. 11, 1871	5,500 2,000

POST-OFFICE DEPARTMENT.

Postmaster-General.....	David M. Key.....	Tennessee. .	March 12, 1877	8,000
Chief Clerk.....	W. A. Knapp.....	Ohio.....	Aug. 22, 1876	2,200
First Assistant Postmaster-General.....	James N. Tyner....	Indiana.....	March 16, 1877	3,500
Second Assistant Postmaster-General.....	Thomas J. Brady..	Indiana.....	July 24, 1876	3,500
Third Assistant Postmaster-General.....	Abraham D. Hazen.	Pennsylvania.	June 7, 1877	3,500
Superintendent of Foreign Mails.....	Jos. H. Blackfan...	New Jersey..	July 28, 1868	3,000
Assistant Attorney-General for Post-Office Department.....	Alfred A. Freeman.	Tennessee....	May 1, 1877	4,000
Superintendent of Money-Order System.....	Chas. F. Macdonald.	Mass.....	July 1, 1865	3,000

NAVY DEPARTMENT.

OFFICE.	NAME.	Whence Appointed.	Date of Commission.	Salary.
Secretary of the Navy...	R. W. Thompson...	Indiana. . . .	March 12, 1877	\$8,000
Chief Clerk	John W. Hogg	Tennessee....	Jan. 1, 1854	2,500
Acting Judge-Advocate..	Capt. W. B. Reney.	Iowa.....	July 1, 1878	3,500
Chief of Bureau of Yards and Docks....	Com. R. L. Law....	Indiana.....	July 1, 1878	5,000
Chief of Bureau of Navigation.....	Com. W.D. Whiting	Mass'chusetts	June 11, 1878	4,000
Chief of Bureau of Ordnance.....	Com. W.N. Jeffers. }	District of Columbia..	{ April 10, '73	3,500
Chief of Bureau of Provisions and Clothing.	P. G. Geo. F. Cutter	Mass'chusetts	Nov. 18, 1877	4,400
Chief of Bureau of Medicine and Surgery....	Sur. Gen. J. W. Taylor.....	{ New Jersey	Oct. 21, 1878	3,500
Chief of Bureau of Equipment and Recruiting.	Com Earl English.	New Jersey..	Nov. 20, 1878	4,000
Chief of Bureau of Construction and Repair.	Chief Constructor { J. W. Easby... }	District of Columbia...	{ Apl. 28, 1877	3,500
Chief of Bureau of Steam-Engineering..	Engineer-in-Chief William H. Shock	{ Maryland...	Feb. 26, 1877	4,000
Commandant of Navy Yard, Washington... }	Commodore John C. Febiger.....	{ Ohio.....	Oct. 10, 1876	4,000

Navy Pay Office.

Paymaster	J. A. Smith.....	Maine	Nov. 7, 1878	4,400
-----------------	------------------	-------------	--------------	-------

Marine Corps.

Commandant Marine Corps	Colonel Charles G. McCawley....	Louisiana....	Nov. 1, 1876	3,500
In charge Marine Barracks	Major Charles Heywood.....	New York....	Nov. 1, 1876	2,500

Naval Observatory.

Superintendent.....	Rear-Admiral John Rodgers	{ District of Columbia	May 1, 1877	5,000
Professors.....	Asaph Hall.....	Mass'chusetts	May 2, 1863	3,000
	William Harkness..	New York....	Aug. 24, 1863	3,000
	Joseph E. Nourse..	Dist. of Col..	May 21, 1864	3,000
	John R. Eastman...	N. Hampshire	Feb. 17, 1865	3,000
	Edward S. Holden..	Army	Mar. 21, 1873	2,400
	Edgar Frisby	Illinois.....	June 11, 1878	2,400

Nautical Almanac.

Superintendent.....	Professor Simon Newcomb.....	Mass'chusetts	Sept. 21, 1861	3,500
---------------------	------------------------------	---------------	----------------	-------

Signal Office.

In charge.....	Captain Clark H. Wells.....	Pennsylvania. 1879	4,000
----------------	-----------------------------	---------------	------------	-------

Hydrographic Office.

Hydrographer.....	Capt. S.R. Franklin	Penn.....	May 16, 1878	4,000
-------------------	---------------------	-----------	--------------	-------

DEPARTMENT OF JUSTICE.

Attorney-General.....	Charles Devens....	Mass'chusetts	March 12, 1877	8,000
Solicitor-General....	Samuel F. Phillips.	N. Carolina...	Nov. 15, 1872	7,000
Assistant Attorney-Gen'l..	Edwin B. Smith....	Maine.....	Aug. 28, 1875	5,000
Assistant Attorney-Gen'l..	Thomas Simons....	New York....	May 28, 1875	5,000
Chief Clerk.....	Samuel Mutliken..	New Jersey..	Nov. 1, 1879	2,200
Law Clerk.....	Alex. J. Bentley...	Ohio.....	June 10, 1867	2,700

DEPARTMENT OF AGRICULTURE.

Commissioner	William G. Le Duc.	Minnesota....	June 30, 1877	3,000
Chief Clerk.....	E. A. Carman.....	July, 1877	1,900

COLLECTORS OF INTERNAL REVENUE.

DISTRICTS.	COLLECTORS.	STATION.	Net Salary Fis- cal Year 1879.	DISTRICTS.	COLLECTORS.	STATION.	Net Salary Fis- cal Year 1879.
Alabama 1.	Louis H. Mayer.	Mobile.....	\$2,500	N. Jersey 1	Wm. P. Tatem..	Camden.....	\$3,250
" 2.	Jas. T. Rapier..	Montgom'y.	2,500	" 3.	Cul'r Barcalow..	Somerville..	3,125
Arizona...	Thomas Cordis.	Prescott....	2,125	" 5.	R. B. Hathorn..	Newark.....	4,500
Arkansas..	E. Wheeler.....	Little Rock.	2,948	N. Mexico.	Gus. A. Smith..	Santa Fe....	2,500
Calif'nia 1	William Higby.	S. Francisco	4,500	N. York 1	S. J. Boone, act'g	Brooklyn...	4,500
" 4.	Amos L. Frost..	Sacramento	3,125	" 2.	M. B. Blake....	New York...	4,500
Colorado..	Jas. S. Wolfe...	Denver.....	2,625	" 3.	Max Weber.....	New York...	4,500
Conn'cut 1.	Joseph Seiden..	Norwich....	3,000	" 11.	Moses D. Stivers	Middletown	2,875
" 2.	D. F. Hollister..	Bridgeport.	3,000	" 12.	J. M. Johnson..	Hudson.....	3,625
Dakota....	J. L. Pennington	Yankton....	2,125	" 14.	R. P. Lathrop..	Albany.....	3,750
Delaware..	James McIntire	Wilmington	3,375	" 15.	Thos. Stevenson	Troy.....	2,755
Florida....	Dennis Eagan..	Jacks'nville	2,875	" 21.	J. C. P. Kincaid.	Utica.....	3,250
Georgia 2.	Andrew Clark..	Atlanta.....	3,500	" 24.	John B. Strong.	Auburn.....	4,000
" 3.	E. C. Wade....	Savannah..	3,071	" 26.	Benj. De Voe...	Binghamt'n	3,000
Idaho....	Austin Savage.	Boise City..	2,250	" 28.	Burt Van Horn.	Rochester..	4,542
Illinois 1.	Joel D. Harvey.	Chicago.....	4,500	" 30.	Fredrick Buell	Buffalo.....	4,500
" 2.	L. B. Crocker...	Aurora.....	3,000	N. Carol'a 2	Elihu A. White.	New Berne..	2,500
" 3.	A. M. Jones....	Sterling.....	4,500	" 4.	Isaac J. Young.	Raleigh....	4,375
" 4.	John Tillson...	Quincy.....	4,375	" 5.	W. H. Wheeler.	Winsted....	5,160
" 5.	H. Knowles....	Peoria.....	4,500	" 6.	John J. Mott...	Statesville..	3,250
" 7.	John W. Hill...	Champaign.	2,375	Ohio 1.	Amor Smith, Jr.	Cincinnati..	4,500
" 8.	J. Merriam....	Springfield..	4,500	" 3.	R. Williams, Jr.	Dayton.....	4,375
" 13.	J. C. Willis.....	Cairo.....	4,000	" 4.	R. P. Kennedy.	Bellefonta'e	3,625
Indiana 1.	Jas. C. Veatch..	Evansville..	2,875	" 6.	James Pursell..	Wash. C. H.	3,750
" 4.	Will Cumbback.	Greensburg.	4,500	" 7.	C. C. Walcutt...	Columbus...	3,125
" 6.	Fred. Baggs....	Indianap'lis	4,500	" 10.	C. Waggoner...	Toledo.....	4,553
" 7.	D. W. Minshall.	Terre Haute	4,500	" 11.	Benj. F. Coates.	Portsmouth	4,500
" 10.	George Moore..	Warsaw....	2,750	" 15.	Jewett Palmer.	Marietta....	3,348
" 11.	J. F. Wildman..	Anderson..	2,500	" 18.	C. B. Pettengill.	Cleveland..	4,000
Iowa 2.	S. S. Farwell...	Davenport..	3,125	Oregon....	J. C. Cartwright	Portland....	2,500
" 3.	Jas. E. Simpson	Dubuque...	3,125	Pennsy'a 1	Jas. Ashworth..	Philadelp'ia	4,500
" 4.	John Connell..	Burlington..	2,750	" 8.	J. T. Valentine.	Reading....	3,500
" 5.	L. P. Sherman..	Des Moines..	2,500	" 9.	T. A. Wiley....	Lancaster...	4,281
Kansas....	J. C. Carpenter.	Leavenw'th	2,875	" 12.	Edw. H. Chase.	Wilkesb'rre	3,125
Kentuc'y 2.	W. A. Stuart...	Owensboro'	3,757	" 14.	Chas. J. Bruner.	Sunbury....	2,750
" 5.	Jas. F. Buckner	Louisville..	4,500	" 16.	Edward Scull..	Somerset...	2,750
" 6.	W. S. Holden...	Covington..	4,500	" 19.	Chas. M. Lynch.	Eric.....	2,625
" 7.	A. M. Swope...	Lexington..	4,500	" 20.	James C. Brown	Greenville..	2,500
" 8.	W. J. Landram.	Lancaster..	2,750	" 22.	Thos W. Davis..	Pittsburgh.	4,500
" 9.	John E. Blaine.	Maysville..	2,625	" 23.	J. M. Sullivan..	Alleg'y City	3,623
Louisiana.	Morris Marks...	N. Orleans..	3,750	R. Island..	E. H. Rhodes...	Providence.	3,000
Maine.....	F. J. Rollins...	Portland....	2,500	S. Carolina	E. M. Brayton..	Columbia...	3,785
Maryland 3	Rob't M. Proud.	Baltimore...	4,500	Tennes'c 2	Jas. M. Melton..	Knoxville...	4,448
" 4.	Daniel C. Bruce	Cumberla'd	2,625	" 5.	W. M. Woodcock	Nashville...	4,000
Massa'tts 3.	Chas. W. Slack.	Boston.....	4,500	" 8.	R. F. Patterson.	Memphis...	2,625
" 5.	Chas. C. Dame.	Newburyp't	4,250	Texas 1.	Wm. H. Sinclair	Galveston...	3,000
" 10.	E. R. Tinker...	N. Adams...	3,250	" 3.	Benj. C. Ludlow	Austin.....	2,500
Michigan 1.	L. S. Trowbridge	Detroit.....	4,500	" 4.	Adam G. Malloy	Jefferson...	2,375
" 3.	H. B. Rowilson.	Hillsdale...	2,875	Utah.....	O. J. Hollister..	S. Lake City	2,375
" 4.	S. S. Bailey....	G. Rapids...	2,625	Vermont 2	Chas. S. Dana..	Montpelier..	2,250
" 6.	C. V. De Land..	E. Saginaw..	2,750	Virginia 2.	Jas. D. Brady...	Petersburg..	4,500
Minn'ota 1.	And. C. Smith..	Rochester...	2,500	" 3.	Otis H. Russell.	Richmond..	4,867
" 2.	William Bickel.	St. Paul....	2,875	" 4.	Wm. L. Fernald	Danville....	4,500
Mississippi	James Hill.....	Jackson....	3,000	" 5.	J. Henry Rives.	Lynchburg..	4,500
Missouri 1.	I. H. Sturgeon..	St. Louis....	4,500	" 6.	Beverly B. Botts	Harrisonb'g	3,000
" 2.	Alon. B. Carroll.	C. Girardeau	2,375	Wash'ton.	Jas. R. Hayden.	Olympia....	2,125
" 4.	A. C. Stewart...	Louisiana...	3,125	W. Virg'a 1	Isaac H. Duval.	Wheeling...	3,125
" 5.	D. H. Budlong..	Carthage....	3,000	" 2.	Geo. W. Brown.	Grafton....	2,375
" 6.	R. T. Van Horn.	Kansas City	2,875	Wiscon'n 1	Irving M. Bean.	Milwaukee..	4,500
Montana..	Thos. P. Fuller.	Helena.....	2,125	" 2.	Henry Hamden	Madison...	2,750
Nebraska..	Lor'zo Crounse.	Omaha.....	3,986	" 3.	H. M. Kutchin..	Fond du Lac	2,875
Nevada...	Fred'k C. Lord.	Virgi'ia City	2,500	" 6.	Hiram E. Kelley	Sparta.....	2,500
N. Hamp're	And. H. Young.	Dover.....	2,875	Wyoming.	Edgar P. Snow.	Cheyenne...	2,125

NOTE.—The salaries of Internal Revenue Collectors are graduated annually in proportion to the amount of revenue collected by each—the maximum salary being limited to \$4,500 by law.

NOTE.—While some collectors have fixed salaries, other officers are paid, in whole or in part, by fees or commissions, to which the law fixes a maximum limit.

		Salary, 1878			Salary, 1878.
1. <i>Alabama.</i>			16. <i>Mississippi.</i>		
Robert J. Smith.....	Mobile.....	\$2,920	Edward J. Castello....	Natehez.....	\$500
2. <i>Alaska.</i>			Charles Lehman.....	Vieksburgh.....	574
M. D. Ball.....	Sitka.....	2,500	Wm. G. Henderson....	Pearl River.....	1,344
3. <i>California.</i>			17. <i>Montana and Idaho.</i>		
Thomas B. Shannon...	San Francisco..	7,000	Thomas A. Cummings..	Fort Benton....	1,142
Wm. W. Bowers.....	San Diego.....	3,000	18. <i>New Hampshire.</i>		
4. <i>Connecticut.</i>			Alfred F. Howard.....	Portsmouth....	298
Julius S. Hanover.....	Fairfield.....	1,299	19. <i>New Jersey.</i>		
Augustus Putnam....	Middletown....	1,047	Joseph H. Elmer.....	Bridgeton.....	642
Cyrus Northrop.....	New Haven.....	3,200	Israel S. Adams.....	Somer's Point..	537
John A. Tibbitts.....	New London....	3,000	William L. Ashmore...	Trenton.....	248
George Hubbard.....	Stonington.....	566	William A. Baldwin...	Newark.....	970
5. <i>Delaware.</i>			Charles H. Houghton..	Perth Amboy...	2,146
Lewis Thompson.....	Wilmington....	2,037	Geo. T. Cranmer.....	Tuekerton.....	276
6. <i>District of Columbia.</i>			20. <i>New York.</i>		
Francis Dodge.....	Georgetown....	1,306	John Tyler.....	Buffalo.....	2,500
7. <i>Florida.</i>			Geo. W. Warren.....	Cape Vineent...	2,500
Antolne J. Murat.....	Apalaehicola...	634	Pasehal P. Kidder.....	Dunkirk.....	1,070
John W. Howell.....	Fernandina....	1,537	Edwin A. Merritt.....	New York.....	12,000
Frank N. Wicker.....	Key West.....	440	Seth P. Remington....	Oswegatchie....	2,500
Edward Hopkins.....	Jacksonville...	1,274	Daniel G. Fort.....	Oswego.....	4,500
Fred'k C. Humphreys..	Pensacola.....	3,000	Stephen Moffitt.....	Plattsburgh....	2,500
Thomas F. House.....	St. Augustine...	524	Wm. F. Simpson.....	Rochester.....	2,500
James M. Currie.....	Cedar Keys.....	1,165	W. S. Havens.....	Sag Harbor.....	479
8. <i>Georgia.</i>			Benjamin Flagler....	Suspen. Bridge..	2,500
John T. Collins.....	Brunswick.....	1,771	21. <i>North Carolina.</i>		
James Atkins.....	Savannah.....	3,579	Alexander C. Davis....	Beaufort.....	1,140
Joseph Shepard.....	St. Mary's.....	1,049	Charles G. Manning...	Edenton.....	1,244
9. <i>Illinois.</i>			Thomas A. Henry.....	Newbern.....	1,522
Wm. Henry Smith....	Chicago.....	4,500	Wm. P. Canaday.....	Wilmington....	2,500
10. <i>Louisiana.</i>			22. <i>Ohio.</i>		
James R. Jolley.....	Morgan City....	1,646	George W. Howe.....	Cleveland.....	2,500
A. S. Badger.....	New Orleans....	7,000	John G. Pool.....	Sandusky.....	2,500
11. <i>Maine.</i>			John W. Fuller.....	Toledo.....	2,518
Joseph S. Smith.....	Bangor.....	1,834	23. <i>Oregon.</i>		
E. S. J. Neally.....	Bath.....	2,178	William D. Hare.....	Astoria.....	3,000
William C. Marshall..	Belfast.....	1,238	John Kelly.....	Portland.....	3,000
John D. Hopkins.....	Ellsworth.....	1,256	Isaiah Haeker.....	Empire City....	1,000
Jeff. W. Sargent.....	Kennebunk....	231	24. <i>Pennsylvania.</i>		
George Leavitt.....	Maehias.....	1,465	Hiram L. Brown.....	Erie.....	2,500
Noel B. Nutt.....	Eastport.....	3,000	Alexander P. Tutton..	Philadelphia...	8,000
William H. Sargent...	Castine.....	1,163	William P. Robeson	(Asst. Coll.).	Camden, N. J. ...
Lot M. Morrill.....	Portland.....	6,000	25. <i>Rhode Island.</i>		
Ivory Lord.....	Saco.....	249	Bristol.....	110
Adrian Vandine.....	Houlton.....	1,500	Frederiek A. Pratt....	Newport.....	668
James A. Hall.....	Waldoborough..	1,921	Cyrus Harris.....	Providence....	4,002
Orrin McFadden.....	Wiseasset.....	777	26. <i>South Carolina.</i>		
Edward A. Bragdon...	York.....	265	Cyrus H. Baldwin.....	Charleston.....	4,000
12. <i>Maryland.</i>			Henry F. Heriot.....	Georgetown....	433
Thomas Ireland.....	Annapolis.....	395	George Holmes.....	Beaufort.....	278
John L. Thomas, Jr. ...	Baltimore.....	7,000	27. <i>Texas.</i>		
Thomas S. Hodson....	Cristfield.....	1,997	John L. Haynes.....	Brownsville....	4,500
13. <i>Massachusetts.</i>			Sam M. Johnson.....	Corpus Christi..	2,726
Franklin B. Goss.....	Barnstable....	2,933	Sherman C. Slade.....	El Paso.....	2,000
Alanson W. Beard....	Boston.....	8,000	Elisha M. Pease.....	Galveston.....	4,028
C. B. Marehant.....	Edgartown....	665	Cheney R. Prouty....	Indianola.....	2,141
James Brady, Jr.....	Fall River.....	1,174	28. <i>Vermont.</i>		
Fitz J. Babson.....	Gloucester....	3,998	William Wells.....	Burlington.....	2,500
Simeon Dodge.....	Marblehead....	323	29. <i>Virginia.</i>		
William P. Hiller....	Nantueket....	230	Andrew A. Warfield...	Alexandria.....	490
John A. P. Allen.....	New Bedford..	2,269	George Toy.....	Eastville.....	833
William H. Huse.....	Newburyport...	2,254	Geo. E. Bowden.....	Norfolk.....	3,000
Samuel H. Doten.....	Plymouth.....	1,281	David G. Carr.....	Petersburg.....	424
Charles H. Odell.....	Salem.....	910	Charles S. Mills.....	Richmond.....	1,516
14. <i>Michigan.</i>			John T. Hoskins.....	Tappahannock..	423
Digby V. Bell.....	Detroit.....	4,500	James B. Mithell....	Yorktown.....	567
Healey C. Akeley.....	Grand Haven...	2,500	30. <i>Washington Terr'y.</i>		
Charles Y. Osburn....	Marquette.....	2,500	Henry A. Webster.....	Fort Townsend..	3,000
John P. Sanborn.....	Port Huron....	2,719	31. <i>Wisconsin.</i>		
15. <i>Minnesota..</i>			John Nazro.....	Milwaukee.....	2,500
Ephraim McMurtrie...	Pembina, D. T..	2,500			
Vespasian Smith.....	Duluth.....	2,500			

Surveyors of Customs.

		Salary, 1878.			Salary, 1878.
1. Albany, N. Y....	W. N. S. Sanders...	\$4,941	15. Nashville, Tenn.	Adam Woolf.....	\$886
2. Baltimore, Md..	G. W. F. Vernon....	3,667	16. New Orleans, La.	J. Madison Wells....	2,444
3. Boston, Mass....	A. B. Underwood...	5,000	17. New York, N. Y.	Charles K. Graham..	8,000
4. Burlington, Io..	George Frazee.....	391	18. Omaha, Neb....	John Campbell.	400
5. Cairo, Ill.....	George Fisher.....	620	19. Patehogue, N. Y.	Edward T. Moore....	374
6. Cincinnati, Ohio	R. H. Stephenson..	5,000	20. Philadelphia, Pa	E. O'Meara Goodrich.	5,000
7. Dubuque, Iowa..	Delos E. Lyon.....	472	21. Pittsburgh, Pa..	James Rutan.....	4,276
8. Evansville, Ind..	Joseph C. Jewell...	761	22. Port Jeff'n, N. Y.	Samuel R. Davis.....	217
9. Galena, Ill.....	Daniel Wann.....	473	23. Portland, Maine	George W. True.....	3,775
10. Greenport, N. Y.	William Z. King....	489	24. St. Louis, Mo....	Gustavus St. Gem....	5,000
11. La Crosse, Wis.	Isaac H. Moulton..	1,200	25. S. Francisco, Cal.	Paul Morrill.....	5,000
12. Louisville, Ky...	T. O. Shaekelford..	3,194	26. Savannah, Ga...	411
13. Memphis, Tenn..	William J. Smith..	1,299	27. Wheeling, W. Va.	James Gilchrist.....	350
14. Michigan City, In	Thomas Jernegan..	350			

United States Naval Officers.

Daniel Hall.....	Boston, Mass....	\$5,000	William Cockran.....	Baltimore, Md...	\$5,000
Silas W. Burt.....	New York, N. Y.	8,000	James Lewis.....	New Orleans.....	4,936
James Pollock.....	Philadelphia, Pa.	5,000	E. G. White.....	San Francisco ..	5,000

United States Mint Officers.

Horatio C. Burehard, Director of the Mint, Washington, D. C.....	\$4,500	Thomas C. Acton, Superintendent, New York, N. Y.....	\$4,500
A. L. Snowden, Superintendent, Philadelphia, Pa.....	4,500	Herman Silver, Assayer, Denver, Col....	2,500
Henry L. Dodge, Superintendent, San Francisco, Cal.....	4,500	James Crawford, Superintendent, Carson City, Nevada.....	3,000
Henry S. Foote, Superintendent, New Orleans, La.....	3,500	Albert Wolters, Assayer, Boise City, Idaho.....	2,000
Calvin J. Cowles, Assayer, Charlotte, N. C.....	1,500	Russell B. Harrison, Assayer, Helena, Montana.....	2,500

Assistant Treasurers of the United States.

Martin P. Kennard, Boston, Mass.....	\$4,500	Benjamin F. Flanders, New Orleans, La.	\$4,000
Thomas Hillhouse, New York, N. Y.....	8,000	Albert G. Edwards, St. Louis, Mo.....	4,500
George Eyster, Philadelphia, Pa.....	4,500	William Sherman, San Francisco, Cal...	5,500
Alexander M. Stem, Cincinnati, Ohio....	4,500	Peter Negley, Baltimore, Maryland.....	4,500
Frank Gilbert, Chicago, Illinois.....	4,500	Albert U. Wyman, Washington, D. C....	3,600

Commissioners of the District of Columbia.

	Appointed.	Salary.
Josiah Dent (reappointed).....	June 23, 1879.	\$5,000
Maj. William J. Twining (appointed from the army).....	1878.	Army pay.
Thomas P. Morgan.....	Nov. 29, 1879.	\$5,000

Officers of the Smithsonian Institution.

Secretary—Spencer F. Baird.

Chief Clerk—William J. Rhees.

Executive Committee— { Peter Parker.
John Maclean.
Wm. T. Sherman.

REGENTS OF THE INSTITUTION.

Morrison R. Waite, Chief-Justice of the U.S.	James A. Garfield, member of the House.
A. G. Thurman, Pres. of the Senate, <i>pro tem</i> .	John Maclean, Princeton, N. J.
H. Hamlin, member of the Senate.	Peter Parker, Washington, D. C.
R. E. Withers, member of the Senate.	Wm. T. Sherman, Washington, D. C.
Newton Booth, member of the Senate.	Asa Gray, Cambridge, Mass.
Hiester Clymer, member of the House.	Noah Porter, New Haven, Conn.
J. E. Johnston, member of the House.	Henry Coppée, Bethlehem, Pa.

JUDICIARY OF THE UNITED STATES.

Supreme Court of the United States.

	Appointed from	Date of Commission.	Salary.
Mr. Chief Justice Waite	Ohio	Jan. 21, 1874.....	\$10,500
Mr. Justice Clifford	Maine	Jan. 12, 1857.....	10,000
Mr. Justice Swayne	Ohio	Jan. 24, 1862.....	10,000
Mr. Justice Miller	Iowa	July 16, 1862.....	10,000
Mr. Justice Field	California.....	Mar. 10, 1868.....	10,000
Mr. Justice Strong	Pennsylvania....	Feb. 18, 1870.....	10,000
Mr. Justice Bradley	New Jersey.....	Mar. 21, 1870.....	10,000
Mr. Justice Hunt.	New York.....	Dec. 11, 1872.....	10,000
Mr. Justice Harlan	Kentucky.....	Nov. 29, 1877.....	10,000

OFFICERS OF THE SUPREME COURT.

<i>Clerk.</i> —D. W. Middleton	District of Columbia...	1863.....	Fees.
<i>Marshal.</i> —John G. Nicolay	Illinois.....	1872.....	\$3,000
<i>Reporter.</i> —William T. Otto.....	Indiana.....	1875.....	2,500

Circuit Courts of the United States.

First Judicial Circuit.—Mr. Justice Clifford, of Portland, Maine. Districts of—

Maine,	Massachusetts,
New Hampshire,	Rhode Island.
Circuit Judge.—John Lowell, Boston, Mass., Dec. 18, 1878.....	
\$6,000	

Second Judicial Circuit.—Mr. Justice Hunt, of Utica, New York. Districts of—

Vermont,	Southern New York,
Connecticut,	Eastern New York.
Northern New York,	
Circuit Judge.—Samuel Blatchford, New York City, Mar. 4, 1878.....	
\$6,000	

Third Judicial Circuit.—Mr. Justice Strong, of Philadelphia, Pa. Districts of—

New Jersey,	Western Pennsylvania,
Eastern Pennsylvania,	Delaware.
Circuit Judge.—Wm. McKennan, Washington, Pa., Dec. 22, 1869.....	
\$6,000	

Fourth Judicial Circuit.—Mr. Chief Justice Waite. Districts of—

Maryland,	North Carolina (Eastern and
West Virginia,	Western).
Virginia (Eastern and Western Districts),	South Carolina.
Circuit Judge.—Hugh L. Bond, Baltimore.....	
July 13, 1870.. .. \$6,000	

JUDICIARY OF THE UNITED STATES.

Fifth Judicial Circuit.—Mr. Justice Bradley, of Newark, N. J. Districts of—

Georgia (Northern and Southern),	Mississippi (Northern & South'n),
Northern Florida,	Louisiana,
Southern Florida,	Eastern Texas.
Northern, Middle, and Southern Ala-	Western Texas.
bama,	Northern Texas.

Circuit Judge.—William B. Woods, Atlanta, Ga., Dec. 22, 1865..... \$6,000

Sixth Judicial Circuit.—Mr. Justice Swayne, of Columbus, Ohio. Districts of—

Northern Ohio,	Kentucky,
Southern Ohio,	Eastern, Middle, and Western
Eastern Michigan,	Tennessee.
Western Michigan,	

Circuit Judge.—John Baxter, Knoxville, Tenn. Dec. 13, 1877..... \$6,000

Seventh Judicial Circuit.—Mr. Justice Harlan, of Louisville, Ky. Districts of—

Indiana,	Eastern Wisconsin,
Northern Illinois,	Western Wisconsin.
Southern Illinois,	

Circuit Judge.—Thomas Drummond, Winfield, Ill., Dec. 22, 1860..... \$6,000

Eighth Judicial Circuit.—Mr. Justice Miller, of Keokuk, Iowa. Districts of—

Minnesota,	Kansas,
Iowa,	Eastern Arkansas,
Eastern Missouri,	Western Arkansas,
Western Missouri,	Nebraska, Colorado.

Circuit Judge.—George W. McCrary, Keokuk, Iowa, Dec. 1, 1879..... \$6,000

Ninth Judicial Circuit.—Mr. Justice Field, of San Francisco, Cal. Districts of—

California,	Nevada.
Oregon,	

Circuit Judge.—Lorenzo Sawyer, San Francisco....Jan. 10, 1870..... \$6,000

United States Court of Claims.

	Appointed from	Date of Commission.	Salary.
Charles D. Drake, Chief Justice.....	Missouri.....	Dec. 12, 1870.....	\$4,500
Charles C. Nott.....	New York.....	Feb. 22, 1865.....	4,500
William A. Richardson.....	Massachusetts..	June 2, 1874.....	4,500
J. C. Bancroft Davis.....	New York.....	Jan. 1, 1878.....	4,500
William H. Hunt.....	Louisiana.....	May 15, 1878.....	4,500
Archibald Hopkins, Chief Clerk....	Massachusetts..	Jan. 1, 1873.....	3,000

Supreme Court of the District of Columbia.

	Date of Commission.	Salary.
CHIEF-JUSTICE. —David K. Cartter, Ohio.....	March 11, 1863.....	\$4,500
JUSTICES. —Aldrew Wylie, D. C....	March 18, 1863.....	4,000
Arthur MacArthur, Wis.	July 15, 1870.....	4,000
Alexander B. Hagner, Md.....	Jan. 21, 1879.....	4,000
Walter S. Cox, D. C.	March 1, 1879.....	4,000
Charles P. James, D. C.....	July 24, 1879.....	4,000
DISTRICT ATTORNEY. —Henry H. Wells.....	July 31, 1875..	\$200 and fees.
CLERK. —Return J. Meigs.....		Fees.
MARSHAL. —Frederick Douglass.....	March 31, 1877...	\$200 and fees.

JUDGES OF THE UNITED STATES DISTRICT COURTS.

DISTRICTS.	NAME.	RESIDENCE.	DATE OF COMMISSION.	SAL-ARY.
ALABAMA : (Three Districts)..	John Bruce.....	Montgomery....	Feb. 27, 1875	\$3,500
ARKANSAS :				
Eastern District..	Henry C. Caldwell.....	Little Rock....	June 30, 1864	3,500
Western " ..	Isaac C. Parker.....	Fort Smith....	Mar. 24, 1875	3,500
CALIFORNIA.....	Ogden Hoffman.....	San Francisco..	Feb. 27, 1851	5,000
COLORADO	Moses Hallett.....	Denver.....	Jan. 20, 1877	3,500
CONNECTICUT.....	Nathaniel Shipman....	Hartford.....	April 17, 1873	3,500
DELAWARE	Edward G. Bradford...	Wilmington....	Dec. 12, 1871	3,500
FLORIDA :				
Northern District	Thomas Settle.....	Jacksonville...	Jan. 30, 1877	3,500
Southern " ..	James W. Locke.	Key West.....	Feb. 1, 1872	3,500
GEORGIA :				
(Two Districts)..	John Erskine.....	Atlanta.....	Jan. 22, 1866	3,500
ILLINOIS :				
Northern District.	Henry W. Blodgett....	Chicago.....	Jan. 11, 1870	4,000
Southern " ..	Sammel H. Treat.....	Springfield....	Mar. 3, 1855	3,500
INDIANA	Walter Q. Gresham....	Indianapolis ...	Dec. 21, 1869	3,500
IOWA.....	James M. Love.....	Keokuk.....	Feb. 21, 1856	3,500
KANSAS.....	Cassius G. Foster.....	Topeka.....	Mar. 10, 1874	3,500
KENTUCKY.	William H. Hays.....	Louisville.....	Sept. 6, 1879	3,500
LOUISIANA.....	Edward C. Billings....	New Orleans...	Feb. 10, 1876	4,500
MAINE	Edward Fox.....	Portland.....	May 31, 1866	3,500
MARYLAND	Thomas J. Morris	Baltimore.....	July 1, 1879	4,000
MASSACHUSETTS ...	Thomas L. Nelson.....	Worcester.....	Jan. 10, 1879	4,000
MICHIGAN :				
Eastern District..	Henry B. Brown.....	Detroit.....	Mar. 19, 1875	3,500
Western " ..	Solomon L. Withey....	Grand Rapids..	Mar. 11, 1863	3,500
MINNESOTA :	Rensselaer R. Nelson..	St. Paul.....	June 1, 1858	3,500
MISSISSIPPI.....				
(Two Districts)..	Robert A. Hill.....	Oxford.....	May 1, 1866	3,500
MISSOURI :				
Eastern District..	Samuel Treat.....	St. Louis.....	Mar. 3, 1857	3,500
Western " ..	Arnold Krekel.....	Kansas City...	Mar. 31, 1865	3,500
NEBRASKA.....	Elmer S. Dundy.....	Falls City.....	April 9, 1868	3,500
NEVADA	Edgar W. Hillyer.....	Carson City...	Dec. 21, 1869	3,500
NEW HAMPSHIRE..	Daniel Clark.....	Manchester....	July 27, 1866	3,500
NEW JERSEY.....	John T. Nixon.....	Trenton.....	April 28, 1871	4,000
NEW YORK :				
Northern District	William J. Wallace...	Syracuse.....	April 7, 1874	4,000
Southern " ..	William G. Choate....	New York City,	Mar. 25, 1878	4,000
Eastern " ..	Charles L. Benedict...	Brooklyn.....	Mar. 9, 1865	4,000
NORTH CAROLINA :				
Eastern District..	George W. Brooks....	Elizabeth City.	Jan. 22, 1866	3,500
Western " ..	Robert P. Dick.....	Greensboro	June 7, 1872	3,500
OHIO :				
Northern District	Martin Welker.....	Toledo.....	Nov. 25, 1873	3,500
Southern " ..	Philip B. Swing.....	Batavia.....	Mar. 30, 1871	4,000
OREGON.....	Matthew P. Deady....	Portland.....	Mar. 9, 1859	3,500
PENNSYLVANIA :				
Eastern District..	William Bntler.....	Philadelphia...	Feb. 19, 1879	4,000
Western " ..	Winthrop W. Ketcham.	Pittsburgh.....	June 26, 1876	4,000
RHODE ISLAND. ...	John P. Knowles.....	Providence...	Jan. 24, 1870	3,500
SOUTH CAROLINA..	George S. Bryan.....	Charleston.....	Mar. 12, 1866	3,500
TENNESSEE :				
East. & Mid. Dist.	Connally F. Trigg.....	Knoxville.....	July 17, 1862	3,500
Western District.	Eli S. Hammond.....	Memphis.....	June 17, 1878	3,560
TEXAS :				
Eastern District..	Amos Morrill	Galveston	Feb. 5, 1872	3,500
Western " ..	Thomas H. Duval.....	Anstin.....	Mar. 3, 1857	3,500
Northern " ..	A. P. McCormick.....	Dallas.....	April 10, 1879)	
VERMONT.....	Hoyt H. Wheeler.....	Jamaica.....	Mar. 16, 1877	3,500
VIRGINIA :				
Eastern District..	Robert W. Hughes....	Norfolk.....	Jan. 14, 1874	3,500
Western " ..	Alexander Rives.....	Charlottesville..	Feb. 6, 1871	3,500
WEST VIRGINIA....	John J. Jackson, Jr...	Parkersburg ...	Aug. 3, 1861	3,500
WISCONSIN :				
Eastern District..	Charles E. Dyer	Racine.....	Feb. 10, 1875	3,500
Western " ..	Romanzo E. Bunn. ...	Madison.....	Oct. 30, 1877	3,500

OFFICERS OF DISTRICT COURTS OF THE UNITED STATES.

DISTRICTS.	DISTRICT ATTORNEYS.	MARSHALS.	CLERKS.
ALABAMA—N. Dist.	C. E. Mayer, Montgom'y.	Jos. H. Sloss, Huntsville.	A. W. McCullough, Huntsville.
Middle District	C. E. Mayer, Montgom'y.	Geo. Turner, Montgom'y	J. W. Dimmick, Montg'y.
Southern Dist.	G. M. Duskin, Greensboro.	Geo. Turner, Montgom'y	Henry S. Skatts, Mobile. { Ralph L. Goodrich, Little Rock. { S. P. Delatour, Helena. Steph. Wheeler, Ft. Smith
ARKANSAS—E. Dist	C. C. Waters, Little Rock	Jas. Torrans, Little Rock	
Western Dist..	Wm. H. H. Clayton, Fort Smith.	D. P. Upham, Fort Smith	
CALIFORNIA.....	Phil. Teare, S. Francisco.	A. W. Poole, S. Francisco	S. Hoffman, S. Francisco
COLORADO.....	W. S. Decker, Denver.	Phil. P. Wilcox, Denver.	E. F. Bishop, Denver.
CONNECTICUT.....	Calvin G. Child, Stamford	Jos. D. Bates, Hartford.	E. E. Marvin, Hartford.
DELAWARE.....	Wm. C. Spruance, Wilmington.	Henry H. McMullen, Wilmington.	S. Rodman Smith, Wilmington. { P. Walter, Jacksonville { C. H. Foster, Tallahassee. { G. E. Wentworth, P'cola
FLORIDA—N. Dist..	J. B. Stickney, Jacksonville	J. H. Durkee, Jacksonville	
Southern Dist.	G. B. Patterson, Key West	P. A. Williams, Key West	E. O. Locke, Key West.
GEORGIA—N. Dist..	Hy. P. Farrow, Atlanta.	O. P. Fitzsimons, Atlanta	Alfred E. Buck, Atlanta.
Southern Dist..	Hy. P. Farrow, Atlanta.	O. P. Fitzsimons, Atlanta	W. P. Ward, Savannah.
ILLINOIS—N. Dist..	Jos. B. Leake, Chicago.	Jes. L. Hildrup, Chicago.	Wm. H. Bradley, Chicago
Southern Dist.	J. A. Connolly, Springfield	Ed. R. Roe, Springfield.	G. P. Bowen, Springfield
INDIANA.....	N. Trusler, Indianapolis.	W. W. Dudley, Indian'lis	N. C. Butler, Indianapolis
IOWA.....	Jas. T. Lane, Davenport.	John W. Chapman, Council Bluffs.	Hen. K. Love, Dubuque.
KANSAS.....	Jas. R. Hallowell, Topeka	Benj. F. Simpson, Topeka	Joseph C. Wilson, Topeka
KENTUCKY.....	G. C. Wharton, Louisville	R. H. Crittenden, Louis'le	Austin Ballard, Louis'le.
LOUISIANA.....	A. H. Leonard, N. Orleans	J. Wharton, N. Orleans.	J. Devonshire, N. Orleans
MAINE.....	Wilb. F. Lunt, Portland.	B. B. Murray, Portland.	Wm. P. Preble, Portland
MARYLAND.....	A. Sterling, Jr., Baltimore	J. M. McClintock, Balt're	Jas. W. Chew, Baltimore
MASSACHUSETTS...	Geo. P. Sanger, Boston.	N. P. Banks, Boston.	C. H. Hill, Boston.
MICHIGAN—E. Dist.	Sul. M. Cutcheon, Detroit	Sal. S. Matthews, Detroit	D. J. Davison, Detroit.
Western Dist..	M. C. Burch, Gr'd Rapids.	John Parker, G'd Rapids	C. B. Hinsdell, G'd Rap's
MINNESOTA.....	Wm. W. Billson, St. Paul	Robt. N. McLaren, St. Paul	Wm. A. Spencer, St. Paul
MISSISSIPPI—N. Dis	G. C. Chandler, Oxford.	Jos. L. Morphis, Oxford.	Geo. R. Hill, Oxford.
Southern Dist.	Luke Lea, Jackson.	Thos. W. Hunt, Jackson.	Archie McGhee, Jackson
MISSOURI—E. Dist.	Wm. H. Bliss, St. Louis.	H. W. Leffingwell, S. Louis	Jos. H. Clark, St. Louis.
Western Dist..	L. H. Waters, Jeff's'n City	Ch. C. Allen, Jeff'son City	L. Schmidt, Jeff's'n City.
NEBRASKA.....	G. M. Lambertson, Omaha	William Daily, Omaha.	W. B. Smith, Omaha.
NEVADA.....	C. S. Varian, Carson City	Aug. Ash, Virginia City.	T. J. Edwards, Carson C'y
NEW HAMPSHIRE..	Ossian Ray, Lancaster.	J. N. Patterson, Concord	C. H. Bartlett, Manchest'r
NEW JERSEY.....	A. Q. Keasby, Newark.	R. L. Hutchinson, Trent'n	Wm. S. Bellville, Trent'n
N. YORK—N. Dist..	Martin I. Townsend, Troy	C. D. McDougall, Roch'ter	Winf. Robbins, Buffalo.
Southern Dist.	S. L. Woodford, N. Y. City.	Lewis F. Payn, N. Y. City	S. H. Lyman, N. Y. City.
Eastern Dist..	Asa W. Tenney, Br'klyn.	Sam'l R. Harlow, B'klyn	B. L. Penedict, Br'klyn. { W. J. Griffin, Elis'th City { G. E. Tinker, New Berne { Wm. Larkins, Wilm'g'n { H. C. Cowles, Statesville { Jas. E. Reed, Asheville { J. W. Payn, Greensboro { Earl Bill, Cleveland. { A. J. Ricks, Toledo.
N. CAROLINA—E. D.	J. W. Albertson, Raleigh	Joshua B. Hill, Raleigh.	
Western Dist..	V. S. Lusk, Asheville.	R. M. Douglas, Greensb'o	
OHIO—Nort'n Dist.	John C. Lee, Cleveland.	N. B. Prentice, Clevela'd	
Southern Dist.	C. Richards, Cincinnati.	Jos. C. Ullory, Cincin'ti.	Wm. C. Howard, Cincin'ti
OREGON.....	Rufus Mallory, Portland	A. W. Waters, Portland.	R. H. Lamson, Portland.
PENNSYLVANIA—			
Eastern Dist..	J. K. Valentine, Philad'a	Jas. N. Kerns, Philadel'a	Chas. S. Lincoln, Phila.
Western Dist..	H. H. McCormick, Pittsb'g	John Hall, Washington.	S. L. McCandless, Pittsb'g
RHODE ISLAND.....	N. F. Dixon, Providence.	J. H. Coggeshall, Provid'e	Henry Pitman, Provid'ce
SOUTH CAROLINA..	L. C. Northrop, Charles'n	R. M. Wallace, Charles'n	E. M. Seabrook, Charles'n
TENNESSEE—E. D..	Xen. Wheeler, Knoxville	Sam'l P. Evans, Knoxv'lc	H. L. McLung, Knoxville
Middle District	J. A. Warder, Nashville.	Edw'd S. Wheat, Nashv'c	E. R. Campbell, Nashv'le
Western Dist..	W. W. Murray, Memphis.	M. T. Williamson, Jacks'n	H. E. Andrews, Memphis. { G. C. Rives, Galveston. { T. P. Martin, Jefferson { Sam'l J. Moore, Tyler. { Matt. Hopkins, Austin { Francis J. Parker, Brownsville.
TEXAS—E. Dist....	J. R. Burns, Galveston.	W. J. Phillips, Galvest'n	
Western Dist.	A. J. Evans, Waco.	Stilw. H. Russell, Austin	
Northern Dist..	Fred. W. Miner, Paris.	A. B. Norton, Dallas.	John H. Finks, Waco.
VERMONT.....	B. F. Fifield, Montpeller	W. W. Henry, Burlington	B. B. Smalley, Burling'n { John R. Popham, Richmond. { Chas. T. Barry, Norfolk { G. W. Morris, Danville { F. W. Rives, Lynchb'gh { W. B. Lurty, Harris'nb'g { Benjamin F. Gilder-sleeve, Abingdon.
VIRGINIA—E. Dist..	Luns. L. Lewis, Richm'd.	C. P. Ramsdell, Petersb'g	
Western Dist..	W. S. Lurty, Harrisonb'g	J. F. Lewis, Harrisonb'gh	
WEST VIRGINIA....	N. Goff, Jr., Clarksburgh	George W. Patten, Kan-awha Court House.	J. Y. Moore, Clarksburgh
WISCONSIN—E. Dist	I. W. Hazelton, Milwa'kee	Henry Fink, Milwaukee.	Edw. Kurtz, Milwaukee.
Western Dist..	H. M. Lewis, Madison.	G. W. Oakley, Madison.	{ F. M. Stewart, Madison { H. J. Peck, La Crosse.

DIPLOMATIC SERVICE OF THE UNITED STATES.

[From the Register of the Department of State, December, 1879.]

COUNTRY.	Name and Rank.	Residence.	Whence Appointed.	Date of Commission.	Salary.
Argentine Rep.	Thomas A. Osborn, Min. Res.	Buenos A.	Ill...	Feb. 10, '74	\$7,500
Aust'ia-H'ngary	John A. Kasson, * E.E. & M.P.	Vienna...	Iowa.	June 11, '77	12,000
	John F. Delaplaine, Sec. Leg.	Vienna...	N. Y.	June 1, '69	1,800
Belgium.....	Wm. C. Goodloe, Min. Res...	Brussels..	Ky...	Mar. 4, '78	7,500
Bolivia.....	S. Newton Pettis, M. R. & C. G.	La Paz...	Pa....	Sept. 4, '78	5,000
Brazil.....	H. W. Hilliard, E. E. & M. P.	Rio de J.	Ga...	July 31, '77	12,000
	John C. White, Sec. Leg.....	Rio de J.	Ill....	June 28, '78	1,800
Central American States: Costa Rica, Guatemala, Honduras, Nicaragua, Salvador	Cornelius A. Logan, Min. Res	Guatemala	Ill...	April 2, '79	10,000
Chill.....	Thos. A. Osborn, E. E. & M. P.	Santiago..	Kans.	May 31, '77	10,000
China.....	Geo. F. Seward, E. E. & M. P.	Peking...	Cal...	Jan. 7, '76	12,000
	Ches. Holcombe, Sec. & Int.	Peking...	Aug. 15, '76	5,000
Colombia.....	Ernest Dichman, Min. Res..	Bogota...	Wis..	June 15, '78	7,500
Denmark.....	Mich. J. Cramer, Chargé d'Aff.	Copenh'n	Ky...	Aug. 15, '76	5,000
France.....	Edw. F. Noyes, E. E. & M. P..	Paris.....	Ohio..	July 1, '77	17,500
	Robert R. Hitt, Sec. of Leg...	Paris.....	Ill...	Dec. 15, '74	2,625
	Henri Vignaud, 2d Sec. of Leg	Paris.....	La....	Dec. 14, '75	2,000
Germany..	Andrew D. White.....	Berlin....	N. Y..	April 2, '79	17,500
	H. Sidney Everett, Sec. of Leg.	Berlin....	Mass.	Aug. 1, '77	2,625
	Chapman Coleman, 2d S. Leg.	Berlin....	Md...	May 8, '74	2,000
Great Britain...	London	17,500
	Wm. J. Hoppin, Sec. of Leg.	London ..	N. Y.	June 22, '76	2,625
	E. S. Nadal, 2d Sec. of Leg..	London ..	N. J.	June 8, '77	2,000
Hawaiian Is'lds	James M. Comly, Min. Res..	Honolulu.	Ohio.	July 1, '77	7,500
Hayti.....	John M. Langston, M. R. & C. G.	Port au P.	D. C.	Sept. 28, '77	7,500
Italy.....	Geo. P. Marsh, E. E. & M. P..	Rome....	Vt...	Mar. 20, '61	12,000
	Geo. W. Wurts, Sec. of Leg..	Rome....	Pa...	April 16, '69	1,800
Japan.....	John A. Bingham, E. E. & M. P.	Yedo....	Ohio.	May 31, '73	12,000
	Durham W. Stevens, Sec. Leg.	Yedo....	D. C.	Aug. 6, '73	2,500
	David Thompson, Interpreter	Yedo....	Ohio.	Nov. 18, '74	2,500
Liberia.....	John H. Smyth, M. R. & C. G.	Monrovia	N. C.	July 12, '78	4,000
Mexico.....	John W. Foster, E. E. & M. P.	Mexico...	Ind..	Mar. 17, '73	12,000
	Daniel S. Richardson, Sec. Leg.	Mexico...	Cal...	July 28, '75	1,800
Netherlands...	James Birney, Min. Res.....	T'ehague	Mich.	Jan. 10, '76	7,500
Paraguay and Uruguay.....	John C. Caldwell, Ch. d'Aff..	Montevid.	Me..	Aug. 15, '76	5,000
Peru.....	I. P. Christiancy, E. E. & M. P.	Lima....	Mich.	Feb., 1879	10,000
Portugal.....	Benj. Moran, Chargé d'Aff...	Lisbon...	Pa...	Aug. 16, '76	5,000
Russia.....	St. Peters.	17,500
	Wickham Hoffman, Sec. Leg.	St. Peters.	N. Y.	May 31, '77	2,625
Spain.....	James R. Lowell, E. E. & M. P.	Madrid...	Mass.	June 11, '77	12,000
	Dwight T. Reed, Sec. of Leg.	Madrid...	N. Y.	July 9, '77	1,800
Sweden, Norw'y	John L. Stevens, Min. Res...	Stockhol.	Me...	Aug. 28, '77	7,500
Switzerland....	Nicholas Fish, Chargé d'Aff..	Berne....	N. Y.	June 20, '77	5,000
Turkey.....	Horace Maynard, Min. Res...	Constanti	Tenn.	Mar. 9, '75	7,500
	G. H. Heap, Sec. of Leg. and Consul-General.....	Constanti	Pa....	July 12, '78	3,000
	A. A. Gargiulo, Interpreter...	Constanti	July 1, '73	3,000
Venezuela.....	Jehu Baker, Min. Res.....	Caracas...	Ill....	Mar. 4, '78	7,500

* Envoy Extraordinary and Minister Plenipotentiary.

FOREIGN LEGATIONS IN THE UNITED STATES.

[From the Register of the Department of State, December, 1879.]

COUNTRY, AND DATE OF PRESENTATION.	NAME.	RANK.
ARGENTINE REPUBLIC.. March 16, 1869.	Señor Don Manuel R. Garcia...	* E. E. and M. P.
AUSTRIA HUNGARY..... May 13, 1879.	Baron Ernst Mayr.....	E. E. and M. P.
BELGIUM..... May 21, 1873.	Mr. Maurice Delfosse.....	E. E. and M. P.
BRAZIL..... October 9, 1871.	Councillor A. P. de Carvalho Borges.	E. E. and M. P.
CHILI..... June 13, 1879.	Señor Don F. S. Asta-Buruaga.	E. E. and M. P.
CHINA..... September 28, 1878.	Chen Lan Pin..... Yung Wing.....	E. E. and M. P. Ass't. E. E. and M. P.
COLOMBIA..... Oct. 27, 1879.	Señor Don Justo Arosemena..	Minister Resident.
COSTA RICA..... March 21, 1876.	Señor Don Manuel M. Peralta .	Minister Resident.
DENMARK..... December 3, 1875.	Mr. J. H. de Hegermann-Lin- dencrone.	Minister Resident.
FRANCE..... February 23, 1877.	Mr. Max Outrey.....	E. E. and M. P.
GERMANY..... August 1, 1871.	Mr. Kurd Von Schlözer.....	E. E. and M. P.
GREAT BRITAIN..... February 7, 1868.	The Right Honorable Sir Ed- ward Thornton, K. C. B.	E. E. and M. P.
GUATEMALA... .. October 25, 1872.	Señor Don Vicente Dardon...	E. E. and M. P.
HAWAII..... January 14, 1870.	Mr. Elisha H. Allen.....	E. E. and M. P.
HAYTI..... February 18, 1873.	Mr. Stephen Preston.....	E. E. and M. P.
ITALY..... November 12, 1875.	Baron Albert Blanc.....	E. E. and M. P.
JAPAN..... December 18, 1874.	Jushie Yoshida Kiyonari.....	E. E. and M. P.
MEXICO..... May 7, 1878.	Señor Don Manuel M. de Zama- cona.	E. E. and M. P.
NETHERLANDS..... April 27, 1875.	Mr. de Pestel.....	Minister Resident.
PARAGUAY..... December 7, 1877.	Dr. Don Benjamin Aceval.....	E. E. and M. P.
PERU..... May 15, 1879.	Señor Don José Carlos Tracy.	Chargé d'Affaires.
PORTUGAL..... October 8, 1878.	Viscount das Nogueiras.....	E. E. and M. P.
RUSSIA..... October 29, 1875.	Mr. Nicholas Shishkin.....	E. E. and M. P.
SALVADOR..... February 13, 1874.	Señor Don Vicente Dardon.....	M. P.
SPAIN..... February 3, 1879.	Señor Don Felipe Mendez Vigo.	E. E. and M. P.
SWEDEN AND NORWAY.. May 8, 1876.	Count Carl Lewenhaupt.....	E. E. and M. P.
TURKEY..... October 14, 1873.	Gregoire Aristarchi Bey.....	E. E. and M. P.
VENEZUELA..... June 5, 1874.	Señor Don Juan B. Dalla Costa.	E. E. and M. P.

* Envoy Extraordinary and Minister Plenipotentiary.

UNITED STATES CONSULAR SERVICE.

THE following table includes all consuls, consuls-general, and commercial agents of the United States, the amount of whose compensation reaches \$1,000, or upwards, annually. By the act of June 1st, 1874, the salaried consulates are divided into seven classes, besides other subdivisions, with specific fixed salaries for each, as follows:

Five consulates at.....	\$6,000	Twenty-one consulates at.....	\$3,000
Two " at.....	5,000	Sixteen " at.....	2,500
One consulate at.....	4,500	Thirty-seven " at.....	2,000
Six consulates at.....	4,000	Forty-seven " at.....	1,500
Eight " at.....	3,500	Twenty " at.....	1,000

By law, all consuls receiving a fixed salary are required to pay into the Treasury, without reduction, all fees received by virtue of their offices. At other consulates and consular agencies the fees collected form the sole compensation of the incumbent, which, however, is limited in the case of consular agents to a maximum of \$1,000, and such agents are usually allowed to transact business. Consuls whose salaries do not exceed \$1,500, and from whose consulates without the agencies fees are paid into the Treasury to the amount of \$3,000 a year, are compensated at \$2,000 a year. The compensation of the feed consuls is limited to \$2,500. If the fees exceed that sum, such consuls can pay clerk-hire from the fees received at the consulate when specially authorized, but not otherwise. The column of fees shows the amount of fees received at each consulate and agency from which returns have been made for the fiscal year ending June 30, 1879.

From the Register of the Department of State, December, 1879, etc.

CONSULS OF THE UNITED STATES.

C.A. means Commercial Agent; C.G., Consul-General; C.C., Consular Clerk.

PLACE.	NAME.	STATE.	Date Appointed.	Salary.	Fees Fiscal Year 1879.
Argentine Republic.					
Buenos Ayres.....	Edward L. Baker..	Ill	Jan. 8, '74	\$3,000	\$3,255 88
Austria-Hungary.					
Prague	Charles A. Phelps..	Mass ..	Feb. 22, '77	2,000	4,898 02
Trieste.....	Alex. W. Thayer...	N. Y....	Nov. 1, '64	2,000	1,893 35
Vienna	Jas. R. Weaver, C.G.	W. Va.	April 3, '79	3,000	5,134 00
Barbary States.					
Tangier	Felix A. Mathews..	Cal	July 9, '70	3,000	19 97
Tunis.....	George W. Fish....	Mich ..	July 13, '78	3,000	
Belgium.					
Antwerp.....	John H. Steuart....	Pa.....	Mar. 3, '79	2,500	3,078 76
Brussels.....	John Wilson... ..	Pa.....	Jan. 18, '72	2,500	1,416 00
Verviers.....	George C. Tanner.	S. C. ..	Mar. 12, '78	1,500	902 00
Brazil.					
Bahia.....	Richard A. Edes...	D. C....	June 12, '65	1,500	1,005 93
Para	Asa C. Prindle.....	N. Y....	Aug. 6, '78	1,000	1,823 90
Pernambuco	Andrew Cone.....	Pa.....	July 24, '78	2,000	1,757 84
Rio Grande.....	John L. Frisbie....	Mich ..	July 8, '78	1,000	481 54
Rio de Janeiro	Thomas Adamson.	Pa.....	April 10, '78	6,000	10,081 90
Santos	William T. Wright.	Md.....	July 24, '76	Fees.	1,062 66
Chili.					
Talcahuano	William Crosby....	Ohio....	Mar. 11, '75	1,000	993 44
Valparaiso	Lucius H. Foote...	Cal	Mar. 3, '79	3,000	1,305 26

PLACE.	NAME.	STATE.	Date Appointed.	Salary.	Fees Fiscal Year 1879.
China.					
Amoy	W. E. Goldsborough	Md.	April 25, '79	3,500	2,657 80
Canton	Charles P. Lincoln.	Miss ...	May 23, '75	3,500	459 67
Chin-Kiang	William L. Scruggs	Ga.	April 3, '79	3,500	577 54
Foo-Chow	M. M. De Lano.	Col	April 20, '69	3,500	539 46
"	K. B. Lee, Interpret'r	June 8, '75	1,500
Hankow	Isaac F. Shepard..	Mo	Nov. 3, '76	3,500	1,225 79
Ningpo	Edward C. Loid....	N. Y....	Mar. 18, '67	3,500	76 23
Shanghai	Owen N. Denny, C. G	Oregon	Dec. 8, '79	5,000	7,068 72
"	Robt. H. Maclay, Int.	June 30, '79	2,000
Tien-Tsin	3,500	261 13
"	Wm. N. Pethick, Int.	June 8, '75	1,500
Colombia, U. S. of					
Aspinwall or Colon	James Thorington.	Iowa ..	May 27, '73	3,000	3,182 30
Panama	John M. Wilson....	Ohio...	April 3, '79	3,000	1,719 40
Sabanilla	Elias P. Pellet.....	N. Y....	June 17, '74	1,000	1,939 75
Denmark, &c.					
Copenhagen	Henry B. Ryder....	April 7, '74	1,500	155 36
St. Thomas	Volney V. Smith....	Ark ...	April 12, '75	2,500	1,943 05
Ecuador.					
Guayaquil	Alex. McLean.....	N. J....	June 3, '79	1,000	1,153 78
France and Dominions.					
Bordeaux	Benj. Gerrish, Jr..	N. H....	Oct. 24, '73	2,500	6,873 87
Calais	J. P. Vendroux, Agt.	Mar. 21, '63	1,000	1,594 50
Cognac	Thos. P. Smith, Agt.	Aug. 23, '73	1,000	1,535 00
Guadeloupe	Chas. Bartlett.....	Me	Mar. 12, '78	Fees.	1,687 61
Havre	John A. Bridgland.	Ind	Oct. 7, '73	3,000	6,724 15
Limoges	Fir'an Barthet, Agt.	Oct. 19, '68	1,000	1,333 50
Lyons	Benj. F. Peixotto, C.	Cal	Feb. 14, '78	2,500	11,097 01
Marseilles	John B. Gould.	Me	June 11, '78	2,500	2,968 70
Martinique	Walter H. Garfield.	Mass ...	Nov. 13, '77	1,500	2,007 48
Nantes	Geo. Gifford.....	Me	May 31, '78	1,000	105 00
Nice	William H. Vesey..	D. C....	Oct. 1, '70	1,500	323 50
Paris	Lucius Fairchild..	Wis....	May 22, '78	6,000	42,200 76
Rheims	A. Gouverneur Gill.	N. Y....	Mar. 1, '67	Fees.	1,449 00
Rouen	Albert Rhodes, C. A.	Pa.....	Mar. 26, '78	1,000	459 80
St. Etienne	Theo. Hertzberg....	Texas..	May 27, '79	Fees.	2,011 50
Friendly Isl'ds.					
Apia	Thomas M. Dawson	Cal	April 10, '78	1,000	118 80
Germany.					
Aix la Chapelle...	James T. Du Bois..	Pa.	Nov. 2, '77	Fees.	1,412 50
Barmen	Edgar Stanton.....	Ill	Jan. 13, '75	2,000	5,412 50
Berlin	H. Kreismann, C. G.	Ill	June 17, '74	4,000	6,216 00
"	F. C. Zimmerman	CC N. C..	Oct. 1, '79	1,000
Bremen	Wm. F. Grinnell...	N. Y....	May 26, '79	2,500	3,971 00
Brunswick	Williams C. Fox....	Mo....	Mar. 28, '76	Fees.	2,025 50
Chemnitz	Nathan K. Griggs..	Neb ...	Aug. 5, '76	2,000	12,176 00
Cologne	Geo. E. Bullock....	Ind	2,000	1,625 00
Crefeld	Bret Harte.... C. A.	Cal	May 6, '78	Fees.	4,965 00
Dresden	Joseph T. Mason...	Va....	Mar. 8, '76	2,500	3,903 00
Düsseldorf	Henry Lewis... Agt.	June 1, '67	1,000	1,682 50
Frankfort	Alfred E. Lee, C. G.	Ohio...	April 5, '77	3,000	3,385 00
Fürth	J. B. Gartenmann, A.	Mar. 14, '78	1,000	2,249 00
Geestemunde	Wolfgang Schoenle	Ohio...	Mar. 5, '78	Fees.	2,084 66
Hamburg	George Scroggs....	Ill....	April 3, '79	2,500	6,572 46
Kehl	L. Schwartzmann, A	April 30, '72	1,000	1,138 00
Leipzig	J. E. Montgomery..	N. Y. .	Mar. 3, '79	2,000	5,642 51
Mannheim	Edward M. Smith..	N. Y....	Jan. 17, '76	1,500	1,027 25
Mayence	Aug. Heidelberger.	July 24, '77	1,000	2,455 50
Munich	G. H. Horstmann..	Pa.....	April 19, '69	1,500	788 25
Nuremberg	James M. Wilson..	Mo....	Mar. 31, '71	2,000	2,593 00
Olten and Berne...	Ralph L. Doerr, Agt.	July 12, '78	1,000	2,123 75
Sonneberg	Henry J. Winsler...	N. J....	April 16, '69	2,000	4,306 00
Stettin	Leop. Burckhardt..	Ohio...	Mar. 26, '78	1,000	365 59
Stuttgart	Joseph S. Potter...	Mass...	Mar. 11, '75	1,500	1,434 25

UNITED STATES CONSULAR SERVICE—(Continued).

PLACE.	NAME.	STATE.	Date Appointed.	Salary.	Fees Fiscal Year 1879.
Great Britain and Dominions.					
Auckland.....	Gilderoy W. Griffin.	Ky....	April 30, '79	\$1,500	\$617 29
Barbadoes.....	Woodb'y H. Polleys	N. Y...	June 19, '78	1,500	2,471 50
Belfast.....	James M. Donnan.	Va.....	May 12, '73	2,500	9,479 52
Bermuda.....	Chas. M. Allen.....	N. Y...	Aug. 7, '61	1,500	1,835 35
Birmingham.....	Wilson King.....	Pa.....	June 3, '79	2,500	5,117 50
Bradford.....	Charles O. Shepard	N. Y...	June 6, '77	3,000	10,137 51
Bristol.....	Theodore Canisius.	Ill.....	Jan. 13, '75	1,500	1,049 83
Brockville.....	E. A. Buckman, Agt.	May 4, '75	1,000	1,234 50
Calcutta.....	A. C. Litchfield, C. G.	Mich..	May 23, '71	5,000	5,925 20
Cape Town.....	W. W. Edgecomb..	Me....	April 19, '71	1,500	843 82
Cardiff.....	William Wirt Sikes	N. Y...	June 8, '76	2,000	3,944 78
Ceylon.....	William Morey.....	Me.....	Aug. 9, '77	1,000	400 03
Charlottet'n, P. E. I.	David M. Dunn.....	Ind... .	Mar. 15, '71	1,500	1,552 32
Chatham, Canada.	H. C. Buffington, C. A.	Mich... .	May 7, '79	1,043 50
Clifton.....	Robert S. Chilton..	D. C... .	Feb. 2, '71	1,500	200 00
Coaticook.....	Edwin Vaughan...	N. H... .	April 16, '69	2,000	4,583 00
Cork.....	Lewis Richmond..	R. I... .	May 17, '75	2,000	493 08
Demerara.....	Philip Figyelmesy.	D. C... .	Jan. 30, '65	3,000	1,796 32
Dublin.....	Ben. H. Barrows...	Neb... .	Feb. 25, '76	2,000	1,481 63
Dundee.....	M. McDougall.....	N. Y... .	Aug. 2, '71	2,000	5,702 39
Dunfermline.....	Henry R. Myers....	Ala....	July 2, '78	Fees.	2,577 50
Fort Erie.....	Andrew C. Phillips.	Me....	April 16, '69	1,500	563 75
Gaspé Basin.....	George H. Holt....	N. Y... .	April 17, '71	1,000	16 50
Gibraltar.....	Horatio J. Spragne.	Mass... .	May 12, '48	1,500	1,503 83
Glasgow.....	Samuel F. Cooper..	Iowa... .	Aug. 5, '76	3,000	9,542 92
Goderich, Canada.	John Hibbard, C. A.	Mich... .	Mar. 8, '79	1,500	380 56
Greenock.....	Emanuel Newell, Agt.	May 15, '73	1,000
Guelph, Canada... .	W. A. Worden, Agt.	N. Y... .	Nov. 21, '77	1,000	1,815 50
Halifax.....	Mort'r M. Jackson.	Wis... .	Aug. 1, '61	2,000	2,425 67
Hamilton, Canada	Frank Leland.....	Wis... .	Feb. 7, '78	2,000	1,286 00
Hong-Kong.....	John S. Mosby.....	Va.....	Aug. 28, '78	4,000	14,293 89
Huddersfield.....	C. W. Whitman, Agt.	Feb. 7, '77	1,000	1,807 50
Hull.....	Geo. W. Driggs....	Fla....	Dec. 26, '79	Fees.	807 60
Kingston, Canada.	M. H. Twitchell....	La....	April 1, '78	1,500	538 00
Kingston, Jamaica	Geo. E. Hoskinson .	Wis... .	Dec. 20, '75	2,000	2,613 83
Lauthala, F. I....	Henry S. Lasar, C. A.	Mo....	April 26, '79	1,000	16 52
Leeds.....	Alfred V. Dockery.	N. C... .	Feb. 18, '78	2,000	1,152 50
Leicester.....	J. B. Haxby, Agt..	Nov. 16, '69	1,000	1,117 50
Leith.....	John T. Robeson...	Tenn... .	July 9, '70	2,000	1,414 07
Liverpool.....	Stephen B. Packard	La....	May 22, '78	6,000	35,893 55
London.....	Adam Badeau, C. G.	N. Y... .	April 28, '70	6,000	41,997 14
London, Canada... .	W. H. McCutcheon A	Mar. 25, '79	1,000	1,261 25
Mahé (Seychelles).	Thomas T. Prentis.	Vt.....	Dec. 19, '71	1,500
Manchester.....	Albert D. Shaw....	N. Y... .	April 24, '78	3,000	12,573 51
Melbourne.....	Oliver M. Spencer.	Iowa... .	June 4, '76	4,500	1,873 96
Montreal.....	John Q. Smith, C. G.	Ohio... .	Feb. 18, '78	4,000	3,562 71
Nassau.....	T. J. McLean, Jr... .	Ohio... .	Dec. 14, '77	2,000	1,406 74
Newcastle.....	Evan R. Jones.....	Wis... .	April 16, '69	1,500	882 00
Newcastle, N. S. W.	George Mitchell....	July 23, '67	1,000	1,144 16
Nottingham.....	Jasper Smith, C. A.	D. C... .	May 23, '77	Fees.	6,977 54
Ottawa, Canada... .	T. J. Barnett, C. A.	N. Y... .	Aug. 4, '79	Fees.	2,454 00
Paris, Canada.....	E. M. Sharp, Agt...	July 3, '78	1,000	1,120 50
Pictou, N. S.....	Oscar Malmros....	Minn... .	May 4, '70	1,500	210 67
Port Hope, Canada	La Rue Peck.....	April 12, '76	1,000	1,163 50
Port Louis.....	Harry C. Marston..	Ill.....	Aug. 27, '78	2,000	547 15
Port Sarnia, Canada	Samuel D. Pace....	Mich..	April 19, '69	1,500	1,479 00
Port Stanley, F. I..	George Gerard.....	Pa.....	June 17, '74	1,500	6 00
P't St'y & St. Thos.	G. C. Baker, C. A..	Me....	June 20, '78	Fees.	1,400 00
Prescott.....	Sanford S. Blodgett	N. Y... .	May 7, '78	1,500	588 00
Quebec.....	John N. Wasson...	Ill....	April 24, '78	1,500	600 58
Redditch.....	H. C. Browning, Agt.	June 22, '71
Sheffield.....	Claudius B. Webster	Conn..	July 11, '70	2,500	3,810 00
Singapore.....	Adolph G. Studer..	Iowa... .	May 23, '71	2,500	2,167 91
Southampton... .	Wm. Thompson....	D. C... .	Aug. 6, '78	1,000
St. Georges, Berm'a	C. P. Williams, C. A.	N. Y... .	Oct. 2, '78	Fees.	1,232 30
St. Helena.....	Geo. W. Roosevelt.	Pa.....	April 30, '79	1,500	600 57
St. Helen's.....	John Hammill....	Oct. 19, '65	1,000	1,710 00
St. John, N. B....	Darius B. Warner..	Ohio... .	May 4, '66	2,000	3,013 53

UNITED STATES CONSULAR SERVICE—(Continued).

PLACE.	NAME.	STATE.	Date Appointed.	Salary.	Fees Fiscal Year 1879.
St. John's, Quebec.	Robert J. Saxe.....	Vt.....	Dec. 17, '74	\$1,500	\$921 50
Sydney.....	James H. Williams.	Me.....	Feb. 1, '76	Fees.	2,450 16
Toronto.....	Wm. C. Howells...	Ohio...	April 24, '78	2,000	2,781 50
Trinidad.....	Fulton Paul.....	N. Y...	May 27, '74	Fees.	2,752 12
Tunstall.....	Edward E. Lane...	Ill.....	Mar. 3, '79	2,500	6,022 50
Victoria.....	Allen Francis.....	Oregon	June 13, '77	Fees.	2,054 21
Windsor, Canada..	John H. Jenks, C.A.	Ill.....	Sept. 15, '77	1,500	1,281 68
Windsor, N. S.....	Dan. K. Hobart....	Me....	May 28, '72	1,000	687 46
Winnipeg.....	James W. Taylor..	Minn...	Sept. 14, '70	1,500	221 50
Hawaii.					
Honolulu.....	John M. Morton....	Cal....	April 3, '79	4,000	6,100 25
".....	F. P. Hastings, C.C.	June 11, '77	1,000
Hayti.					
Cape Haytien.....	Stanislaus Goutier.	Pa....	July 9, '70	1,000	725 88
Honduras.					
Omoa and Truxillo	Wm. C. Burchard..	April 3, '79	1,000
Italy.					
Florence.....	J. Schuyler Crosby.	N. Y...	Aug. 15, '76	1,500	1,939 00
Genoa.....	John F. Hazleton..	N. Y...	June 3, '78	1,500	1,713 06
Leghorn.....	1,500	2,532 95
Messina.....	George H. Owen...	Vt....	July 12, '75	1,500	2,760 73
Naples.....	B. Odell Duncan...	S. C....	June 1, '69	1,500	1,325 33
Palermo.....	Sampson P. Bayly.	Va....	Aug. 31, '76	1,500	5,742 30
Rome.....	E. Schuyler, C.C...	N. Y...	May 26, '79	3,000	653 00
".....	Chas. M. Wood, C.C.	Vt.....	Mar. 21, '73	1,000
Venice.....	John Harris.....	Pa.....	April 3, '79	1,000	414 45
Japan.					
Kanagawa.....	T. B. VanBuren, C. G.	N. J...	June 17, '74	4,000	9,107 03
".....	George E. Rice, Int. and V. C. G.	{.....	Nov. 5, '78	2,000	{.....
".....	Edward H. Mudgett, Marshal.	{.....	Nov. 12, '78	1,000 and fees.	{.....
Nagasaki.....	Willie P. Mangum.	N. C...	Mar. 18, '65	3,000	706 16
".....	Rodney H. Powers, Marshal.	{.....	Sep. 22, '73	1,000 and fees.	{.....
Osaka and Hiogo..	Julius Stahel.....	N. Y...	Feb. 6, '78	3,000	3,562 22
Madagascar.					
Tamatave.....	Wm. W. Robinson.	Wis....	Mar. 16, '75	2,000	129 75
Mexico.					
Acapulco.....	John A. Sutter, Jr.	Cal....	July 13, '70	2,000	872 71
Guaymas.....	Alexander Willard.	Cal....	Sept. 16, '67	1,000	458 91
Matamoros.....	Warner P. Sutton..	Mich..	Mar. 18, '78	2,000	545 00
Mazatlan.....	Edward G. Kelton.	Mar. 11, '75	Fees.	1,140 67
Merida.....	A. G. Lespinasse ..	N. Y...	Oct. 27, '74	Fees.	1,384 19
Mexico.....	D. H. Strother, C. G.	W. Va..	April 3, '79	2,000	113 65
Santa Cruz Pt.....	Geo. W. Miller, Agt.	Mar. 28, '77	1,000	1,135 00
Tampico.....	Aug. J. Cassard....	La.....	Dec. '78	1,500	509 89
Vera Cruz.....	S. T. Trowbridge...	Ill.....	April 19, '69	3,000	2,288 64
Muscat.					
Zanzibar.....	Wm. H. Hathorne.	Mass...	Aug. 2, '79	1,000	373 34
Netherlands, &c.					
Amsterdam.....	David Eckstein.....	Ohio...	April 24, '78	1,500	1,416 92
Batavia.....	Oscar Hatfield.....	N. Y...	June 23, '79	1,000	1,075 07
Curacoa.....	Wm. H. Faxon.....	Conn..	April 28, '70	Fees.	2,775 83
Rotterdam.....	John F. Winter....	Ill.....	Aug. 3, '77	2,000	2,728 04
Schiedam.....	W. H. C. Tansen, Agt.	April 22, '70	1,000	1,834 33
Nicaragua.					
San Juan del Norte and Punta Arenas	J. C. Kretchmar, C. A.	D. C...	May 6, '79	1,000	993 20

UNITED STATES CONSULAR SERVICE—(Continued).

PLACE.	NAME.	STATE.	Date Appointed.	Salary.	Fees Fiscal Year 1879.
Peru.					
Callao.....	Robert T. Clayton.	Ga.....	June 12, '77	\$3,500	\$2,160 26
Portugal, &c.					
Fayal.....	Samuel W. Dabney	Mass...	July 23, '72	1,500	667 61
Funchal.....	Thomas B. Reid....	Me....	July 5, '77	1,500	199 96
Lisbon.....	Henry W. Diman..	R. I....	July 12, '70	2,000	1,204 00
Santiago, Cp. Verde	Thomas M. Terry..	Mich...	Aug. 15, '76	1,000	197 22
St. Paul de Loanda	Wm. H. Thomas...	S. C....	June 26, '78	1,000
Russia.					
Odessa.....	Leander E. Dyer...	Tenn..	April 13, '75	2,000	147 00
St. Petersburg....	Wm. H. Edwards..	D. C....	June 18, '78	2,000	418 75
San Domingo.					
San Domingo.....	Paul Jones.....	Ohio...	June 17, '74	1,500	970 11
Siam.					
Bangkok.....	David B. Sickles...	Ark...	Aug. 15, '76	3,000	420 97
Society Islands.					
Tahiti.....	Dorence Atwater..	Conn..	July 11, '70	1,000	414 47
Spain and Dominions.					
Barcelona.....	Fred'k H. Scheuch.	Ind....	Mar. 24, '74	1,500	277 88
Cadiz.....	Alfred N. Duffié....	R. I....	April 21, '69	1,500	1,280 90
Cardenas.....	T. F. Wilson, C.A..	Pa.....	Jan. 2, '79	3,220 29
Cienfuegos.....	De Witte Stearns..	Miss...	Aug. 15, '76	2,500	2,773 42
Havana.....	Henry C. Hall, C.G.	Nov. 7, '73	6,000	19,970 43
".....	Jos. A. Springer, C. C.	Cuba..	Jan. 8, '70	1,200
".....	Jos. A. Raphael, C. C.	Md....	Feb. 14, '72	1,200
Malaga.....	John F. Quarles....	Ga.....	June 13, '77	1,500	1,709 10
Manila.....	Fees.	1,315 00
Matanzas.....	James W. Steele...	Kan....	Mar. 19, '74	3,000	4,657 05
Mayaguez.....	Jas. W. Siler, C.A..	Ark...	April 11, '79	Fees.	1,306 78
Ponce.....	Ed. E. White.....	Va.....	Dec. 4, '78	Fees.	1,883 43
Sagua la Grande..	Jos. S. Swords.....	D. C....	Dec. 4, '78	Fees.	1,472 80
San Juan, P. R....	Edward Conroy...	Pa.....	April 21, '69	2,000	601 72
San Juan de Los Remedios.....	James M. Digges...	Feb. 5, '73	1,000	1,027 84
Santiago de Cuba..	John C. Landreau.	La.....	Dec. 12, '76	2,500	1,668 44
Switzerland.					
Basle.....	John A. Campbell.	Wyom.	Dec. 3, '77	2,000	2,122 25
Geneva.....	Lyell T. Adams....	N. Y...	Mar. 3, '79	1,500	588 00
St. Gall.....	Albert J. De Zeyk..	Iowa...	Mar. 5, '78	Fees.	3,619 00
Zurich.....	Samuel H. M. Byers	Iowa...	Mar. 25, '69	2,000	4,529 00
Turkey and Dominions.					
Beirut.....	John T. Edgar.....	Neb....	Mar. 11, '75	2,000	107 70
Cairo.....	E. E. Farman, Agt. and C.G.	{ N. Y.	Mar. 27, '76	4,000	298 75
".....	E. A. Van Dyck, C. C.	Mich..	May 12, '73	1,000
Constantinople....	G. Harris Heap....	Pa.....	July 12, '78	3,000	712 71
".....	James Maynard.... Marshal.	{ Tenn.	Jan. 19, '76	1,000
Jerusalem.....	Joseph G. Willson.	Iowa...	Aug. 1, '77	1,500	108 50
Smyrna.....	E. J. Smithers.....	D. C....	Mar. 11, '67	2,000	1,568 78
Tripoli.....	Cuthbert B. Jones.	La.....	Aug. 15, '76	3,000	2 00
Uruguay.					
Montevideo.....	Alex. L. Russell....	Pa.....	Feb. 27, '79	2,000	1,465 95
Venezuela.					
Laguayra.....	Almont Barnes, C. A.	Vt.....	Nov. 24, '79	1,500	1,451 88
Maracaibo.....	E. H. Plumaker....	Tenn..	June 24, '78	Fees.	3,137 67
Puerto Cabello....	A. Lacombe.....	July 20, '67	Fees.

THE ARMY OF THE UNITED STATES.

[Summarized from the Annual Report of the General of the Army, Dec. 1879]

THE Army of the United States on the 15th of October, 1879, consisted of the following forces in officers and men :

	Officers.	Enlisted men.
Ten cavalry regiments.....	430	7,206
Five artillery regiments.....	278	2,387
Twenty-five infantry regiments.....	851	10,973
Engineer battalion, recruiting parties, ordnance department, hospital service, Indian scouts, West Point, and general service.....	568	3,696
Total.....	2,127	24,262

For convenience and to fix responsibility, the country is divided into three military divisions, each with several departments, as follows :

1. Military division of the Missouri, commanded by Lieut.-Gen. P. H. Sheridan, head-quarters Chicago ; comprehends the departments of the Missouri (Gen. Pope); Dakota (Gen. Terry) ; Texas, (Gen. Ord) ; and the Platte (Gen. Crook). There are 8 regiments of cavalry and 18 of infantry in this division.

2. Military division of the Pacific, commanded by Major-General Irvin McDowell, head-quarters San Francisco. Includes departments of California (Gen. McDowell) ; the Columbia (Gen. O. O. Howard) ; Arizona (Gen. O. B. Willcox) : comprises one regiment of artillery, two of cavalry, and four of infantry.

3. Military division of the Atlantic, commanded by Major-General W. S. Hancock, head-quarters New York. Includes department of the East (Gen. Hancock) ; department of the South (Gen. C. C. Augur, Newport Barracks, Ky). There is also the department of West Point, commanded by Major-General Schofield. This division includes four regiments of artillery and three of infantry.

The maximum military force allowed under existing laws is 2,153 commissioned officers and 25,000 enlisted men. The report of the General of the Army exhibits the actual number in service as 2,127 officers and 24,262 enlisted men, Oct. 15, 1879. The following table exhibits the number in each rank of the army:

Colonels, 70; lieutenant-colonels, 85; majors, 242; captains, 535; adjutants, 79; regimental quarter masters, 32; first lieutenants, 580; second lieutenants, 425; chaplains, 32; store-keepers, 21; total, 2,127. The enlisted men embrace 38 sergeant-majors, 39 quarter-master sergeants, 644 musicians, 214 trumpeters, 10 saddler sergeants, 114 ordnance sergeants, 187 hospital stewards, 151 commissary sergeants, 424 first sergeants, 2,011 sergeants, 1,600 corporals, 231 farriers, 81 artificers, 114 saddlers, 48 wagoners, and 18,356 privates: total, 24,262. Besides these, there are employed in the Signal Corps, 456; Military Academy, 8 professors, 212 cadets, 210 enlisted men total, 430.

The number of retired army officers is 388; number of privates discharged during the fiscal year 1879, 4,710; number died during same period, 289; number deserted, 1,965, number enlisted and re-enlisted, 7,334.

	Entered the Army.
General of the Army.	William T. Sherman.....1840
Lieutenant-General.....	Philip H. Sheridan.....1853
Major Generals (limited by law to three).....	Winfield S. Hancock.....1844
	John M. Schofield.....1853
	Irvin McDowell.....1838
Brigadier-Generals (limited by law to six).....	John Pope... ..1842
	Oliver O. Howard.....1854
	Alfred H. Terry.....1865
	Edward O. C. Ord.....1839
	Christopher C. Augur.....1843
	George Crook.....1852

PAY OF THE ARMY OF THE UNITED STATES.

[From the Official Army Register, 1879.]

GRADE.	Pay of Officers in Active Service.					Pay of Retired Officers.				
	Yearly Pay.					Yearly Pay.				
	First 5 years' ser- vice.	After 5 yrs' ser- vice.	After 10yrs' ser- vice.	After 15 yrs' ser- vice.	After 20 yrs' ser- vice.	First 5 yrs' ser- vice.	After 5 yrs' ser- vice.	After 10yrs' ser- vice.	After 15yrs' ser- vice.	After 20yrs' ser- vice.
		10 <i>p.c.</i>	20 <i>p.c.</i>	30 <i>p.c.</i>	40 <i>p.c.</i>					
General.....	\$13,500
Lieutenant-General.....	11,000
Major-General.....	7,500	\$5,625
Brigadier-General.....	5,500	4,125
Colonel.....	3,500	\$3,850	\$4,200	*\$4,500	*4,500	2,625	\$2,887	\$3,150	\$3,375	\$3,375
Lieutenant-Colonel.....	3,000	3,300	3,600	3,900	*4,000	2,250	2,475	2,700	2,925	3,000
Major.....	2,500	2,750	3,000	3,250	3,500	1,875	2,062	2,250	2,437	2,625
Captain, mounted.....	2,000	2,200	2,400	2,600	2,800	1,500	1,650	1,800	1,950	2,100
Captain, not mounted....	1,800	1,980	2,160	2,340	2,520	1,350	1,485	1,620	1,755	1,890
Regimental Adjutant.....	1,800	1,980	2,160	2,340	2,520
Regimental Quartermast'r	1,800	1,980	2,160	2,340	2,520
1st Lieutenant, mounted.	1,600	1,760	1,920	2,080	2,240	1,200	1,320	1,440	1,560	1,680
1st Lieutenant, not m't'd.	1,500	1,650	1,800	1,950	2,100	1,125	1,237	1,350	1,462	1,575
2d Lieutenant, mounted.	1,500	1,650	1,800	1,950	2,100	1,125	1,237	1,350	1,462	1,575
2d Lieutenant, not m't'd.	1,400	1,540	1,680	1,820	1,960	1,050	1,155	1,260	1,365	1,470
Chaplain.....	1,500	1,650	1,800	1,950	2,100	1,350	1,485	1,620	1,755	1,890

* The maximum pay of colonels is limited to \$4,500, and of lieutenant-colonels to \$4,000.

QUARTERS, FUEL, AND FORAGE ALLOWED TO ARMY OFFICERS.

By act of June 18, 1878, all allowance or commutation for fuel was prohibited, but wood is furnished at \$3 per cord, out of the pay of officers. Forage is furnished only in kind, and only to officers actually in the field or west of the Mississippi, on the basis of five horses for the General of the Army, four for the Lieutenant-General, three each for a major- or brigadier-general, and two each for a colonel, lieutenant-colonel, major, mounted captain or lieutenant, adjutant, and regimental quartermaster. Quarters are furnished on the following basis: General (commutation for quarters), \$125 per month; Lieutenant-General, \$70 per month; major-general, six rooms; brigadier-general or colonel, five rooms; lieutenant-colonel or major, four rooms; captain or chaplain, three rooms; and first or second lieutenant, two rooms—all of which may be commuted at \$10 per room per month.

NOTE.—The law provides that no allowances shall be made to officers in addition to their pay, except quarters and forage furnished in kind.

Mileage at the rate of eight cents per mile is allowed for travel under orders.

The pay of cadets at the U. S. Military Academy, West Point, was placed at \$540 per annum, by Act of Aug. 7th, 1876, instead of \$500 and one ration *per diem* (equivalent to \$609.50), by former laws.

The pay of privates runs from \$156 (\$13 a month and rations) for first two years, to \$21 a month after twenty years' service.

The following is a list of generals who have commanded the army since 1775, with the dates of command as far as can be ascertained from the official records :

- Major-General George Washington, June 15, 1775, to December 23, 1783.
 - Major-General Henry Knox, December 23, 1783, to June 20, 1784.
 - Lieutenant-Colonel Josiah Harner, general-in-chief by brevet, September, 1788, to March, 1791.
 - Major-General Arthur St. Clair, March 4, 1791, to March, 1792.
 - Major-General Anthony Wayne, April 11, 1792, to December 15, 1796.
 - Major-General James Wilkinson, December 15, 1796, to July, 1798.
 - Lieutenant-General George Washington, July 3, 1798, to his death, Dec. 14, 1799.
 - Major-General James Wilkinson, June, 1803, to January, 1812.
 - Major-General Henry Dearborn, January 27, 1812, to June, 1815.
 - Major-General Jacob Brown, June, 1815, to February 21, 1828.
 - Major-General Alexander Macomb, May 24, 1828, to June, 1841.
 - Major-General Winfield Scott (brevet lieutenant-general), June, 1841, to November 1, 1861.
 - Major-General George B. McClellan, November 1, 1861, to March 11, 1862.
 - Major-General Henry W. Halleck, July 11, 1862, to March 12, 1864.
 - Lieutenant-General Ulysses S. Grant, March 12, 1864, to July 25, 1866, and as General to March 4, 1869.
 - General William T. Sherman since March 4, 1869.
- At one period, between 1784 and 1789, while the entire army as organized, consisted of a small corps of artillery, the corps was commanded by a captain.

Statistics of the United States Army, 1789-1879.

The following table exhibits the strength of the regular army of the United States, from 1789 to 1879, as fixed by acts of Congress. The figures are for the aggregate of officers and men :

Year.	Strength of Army.	Year.	Strength of Army.
1789.	1 Reg't. Infantry, 1 Bat. Art. 840	1847.	Mexican War..... 17,312
1792.	Indian Border Wars..... 5,120	1848.	“ “..... 30,890
1794.	Peace establishment..... 3,629	1849-1855.	Peace establishment.. 10,320
1801. 5,144	1856-1861.	“ “ .. 12,931
1807. 3,278	1862.	Civil War..... 39,273
1810. 7,154	1863-1866.	“ “..... 43,333
1812.	War with Great Britain... 11,831	1867.	Peace establishment.. 54,641
1815. 9,413	1868-1869.	“ “ .. 52,922
1817-1821.	Peace establishment... 9,980	1870.	“ “ .. 37,313
1822-1832.	“ “ ... 6,184	1871.	“ “ .. 35,353
1833-1837.	“ “ ... 7,198	1872-1874.	“ “ .. 32,264
1838-1842.	Florida War..... 12,539	1875-1879.	“ “ .. 27,489
1843-1846.	Peace establishment... 8,613		

UNITED STATES MILITARY ACADEMY.

The United States Military Academy at West Point was founded by act of March 16, 1802, constituting the corps of engineers of the army a military academy with fifty students or cadets, who were to receive instruction under the senior engineer officer as superintendent. Later acts established professorships of mathematics, engineering, philosophy, etc., and made the academy a military body, subject to the rules and articles of war. In 1815, a permanent superintendent was appointed, and a year later an annual board of visitors was provided for, to be named by the President, the Speaker of the House, and the President of the Senate. In 1843 the present system of the appointment of cadets was instituted, which assigns one cadet to each Congressional district and Territory in the Union, to be named by the Representative in Congress for the time being, and ten appointments at large, specially conferred by the President of the United States. The number of students is thus limited to 312. A large proportion of those appointed fail to pass the examination, and many others to complete the course, the proportion being stated at fully one-half hitherto. The course of instruction requires four years, and is largely mathematical and professional. The discipline is very strict, even more so than in the army, and the enforcement of penalties for offences is inflexible rather than severe. The whole number of graduates from 1802 to 1877 was about 2,700, of whom 1,200 are deceased and about 1,500 living. Of those surviving, 800 are still in the army, and about 700 out of service.

Appointees to the Military Academy must be between 17 and 22 years of age, at least five feet in height, and free from infirmity, and able to pass a careful examination in various branches of knowledge. Each cadet admitted must bind himself to serve the United States eight years from the time of admission to the academy. The pay of cadets, formerly fifty dollars per month and rations, was fixed at \$540 per year, with no allowance for rations, by the act of 1876. The aggregate amount of money appropriated by the United States for the Military Academy from 1802 to 1877 inclusive, was \$11,396,128, being an average of about \$149,949 annually. The number of actual members of the academy, by the official register of June, 1879, was 212.

NAVY OFFICERS.

[From the Navy Register of the U. S., Jan'y, 1879. with additions.]

ADMIRAL.

NAME.	Present Duty, Station or Residence.	Whence appointed.	Original Entry into the Service.	Date of Present Commission.	Total Sea Ser'v'e. Years
David D. Porter..	Special Duty, Washington	Penn....	1829. ...	Aug. 15, 1870	23

VICE-ADMIRAL.

Stephen C. Rowan	Pres't Board Exam's, D.C	Ohio....	1826.	Aug. 15, 1870	25
------------------	--------------------------	----------	------------	---------------	----

REAR-ADMIRALS—ACTIVE LIST (11).

John Rodgers.....	Sup't Naval Observatory.....	D. C..	1838	May 1, 1877	26
John L. Worden.....	Member Board Examiners.....	N. Y.	1834	Nov. 20, 1872	21
William E. Le Roy..	Waiting Orders.....	N. Y.	1832	April 5, 1874	27
J. R. Madison Mullany	Gov. Naval Asylum, Philadelphia	N. Y.	1832	June 5, 1874	25
C. R. P. Rodgers.....	Commanding Pacific Station..	Conn.	1833	June 14, 1874	26
Stephen D. Trenchard	Waiting Orders... ..	N. Y.	1834	Aug. 10, 1875	26
Thomas H. Patterson.	Commanding Asiatic Station....	La ...	1836	Mar. 28, 1877	20
John C. Howell.....	Ord'd to command European St'n	N. J..	1836	April 25, 1877	21
Edward T. Nichols...	Com'dg South Atlantic Station..	Ga...	1836	Feb. 26, 1878	22
Robert H. Wyman...	Com'dg North Atlantic Station .	N. H.	1837	April 26, 1878	20
George B. Balch.....	Superintend't Naval Academy.	Ala ..	1837	Aug. 1, 1879	20

COMMODORES—ACTIVE LIST (25).

Thomas H. Stevens	Special Duty, Norfolk Harbor.	Conn.	1836	Nov. 20, 1872	18
John Guest....	Comd't Navy Yard, Portsmouth	Ark .	1837	Dec. 12, 1872	21
John M. B. Clitz.....	Light-House Inspector.....	Mich.	1837	Dec. 28, 1872	22
Andrew Bryson.....	Philadelphia, Pa.....	N. Y.	1837	Feb. 14, 1873	23
Donald McN. Fairfax.	Waiting Orders.....	N. C.	1837	Aug. 24, 1873	20
James H. Spots.....	Special Duty, San Francisco....	Ky...	1837	Sept. 25, 1873	21
J. W. A. Nicholson..	Com'dt Navy Yard, New York..	N. Y.	1838	Nov. 8, 1873	22
George H. Cooper....	Pres't Board of Inspection.....	N. Y.	1837	June 5, 1874	23
John C. Beaumont...	Chief Signal Officer.. ..	Penn.	1838	June 14, 1874	22
John C. Febiger.....	Comd't Navy Yard, Washington	Ohio.	1838	Aug. 9, 1874	25
Peirce Crosby.....	Com'dt Navy Yard, League Isl'd	Penn.	1838	Oct. 3, 1874	22
J. Blakeley Creighton	Com'dt Navy Yard, Norfolk, Va.	R. I..	1838	Nov. 9, 1874	23
Aaron K. Hughes....	Greenwich, N. Y.....	N. Y.	1838	Feb. 4, 1875	18
Edmund R. Colhoun.	Com'dt Navy Yard, Mare Is., Cal.	Mo...	1839	April 26, 1876	17
Charles H. Baldwin..	New York.....	N. Y.	1839	Aug. 8, 1876	14
Robert W. Shufeldt..	Special Service on <i>Ticonderoga</i> ..	N. Y.	1839	Sept. 21, 1876	16
Alexander C. Rhind.	Waiting Orders... ..	Ala ..	1838	Sept. 30, 1876	19
George M. Ransom...	Commanding Navy Yard, Boston	Ohio.	1839	Mar. 28, 1877	22
William E. Hopkins..	Winchester, Va.....	Va...	1839	Dec. 1, 1877	19
Thomas Pattison....	Com'dt N. Station, Pt. Royal, S.C.	N. Y.	1839	Dec. 11, 1877	19
William N. Jeffers...	Chief Bureau Ordnance... ..	N. J.	1840	Feb. 26, 1878	19
Edward Simpson.....	Com'dt N. Station, New London..	N. Y.	1840	April 26, 1878	21
William G. Temple..	Washington, D. C.....	Vt...	1840	June 5, 1878	22
Samuel P. Carter....	Member Lighthouse Board.....	Tenn.	1840	Nov. 30, 1878	18

Navy Yards of the United States.

1. Brooklyn Navy Yard, Brooklyn, N. Y.
2. Charlestown Navy Yard, Boston, Mass.
3. Gosport Navy Yard, near Norfolk, Va.
4. Kittery Navy Yard, opposite Portsmouth, N. H.
5. League Island Navy Yard, 7 miles below Philadelphia.
6. Mare Island Navy Yard, near San Francisco, Cal.
7. New London Naval Station (unfinished), New London, Conn.
8. Pensacola Navy Yard, Pensacola, Florida.
9. Washington City Navy Yard, Washington, D. C.

THE NAVY OF THE UNITED STATES.

[Condensed from the Navy Register for 1879, and the Annual Report of the Secretary of the Navy, December, 1879.]

THERE were in active service Dec. 1, 1879, 45 vessels in commission, besides 16 which could be rendered efficient by slight repairs. There were 19 other naval vessels which could be fitted out in an emergency by adequate appropriations, making the fighting force of the navy 80 vessels. Besides there were 4 monitors (iron-clads) to be finished, and 8 tugs, or a total of 92 vessels. The number of guns is 1,125.

The active list of the navy is composed of 1 admiral, 1 vice-admiral, 11 rear-admirals, 23 commodores, 49 captains, 90 commanders, 79 lieutenant-commanders, 280 lieutenants, 100 masters, 100 ensigns, 53 midshipmen, 35 cadet-midshipmen, and 253 cadet-midshipmen on probation at the Naval Academy, all of whom are officers of the line.

Of the staff, there are 1 surgeon-general, 15 medical directors, 15 medical inspectors, 50 surgeons, 59 passed assistant-surgeons, 39 assistant-surgeons, 1 paymaster-general, 13 pay-directors, 13 pay-inspectors, 50 paymasters, 80 passed assistant-paymasters, 20 assistant-paymasters; 1 engineer-in-chief, 69 chief-engineers, 95 passed assistant-engineers, 41 assistant-engineers, 41 cadet-engineers, and 104 cadet-engineers on probation at the Naval Academy; 24 chaplains, 12 professors of mathematics, 1 secretary for the admiral, and 1 for the vice-admiral; 1 chief-constructor, 11 naval constructors, 5 assistant-constructors, and 9 civil engineers.

The warrant-officers consist of 55 boatswains, 59 gunners, 51 carpenters, 40 sailmakers, and 42 mates.

The retired list is composed of 40 rear-admirals, 21 commodores, 16 captains, 11 commanders, 15 lieutenant-commanders, 6 lieutenants, 14 masters, 7 ensigns, 2 midshipmen; 5 surgeons-general, 17 medical directors, 1 medical inspector, 2 surgeons, 2 passed assistant-surgeons, 3 assistant-surgeons, 2 paymasters-general, 5 pay-directors, 3 paymasters, 2 passed assistant-paymasters, 2 assistant-paymasters, 7 chief-engineers, 18 passed assistant-engineers, 24 assistant-engineers, 1 chief-constructor, 3 naval constructors, 7 chaplains; 6 professors of mathematic; 9s boatswains, 5 gunners, 13 carpenters, and 11 sailmakers.

The active list is therefore composed of 1,075 officers of the line, 721 officers of the staff, and 247 warrant-officers—total, 2,043 officers of all grades.

The retired list is composed of 132 officers of the line, 104 officers of the staff, 38 warrant-officers, and 6 professors of mathematics.

There were, July, 1879, in the service, provided for by the Navy Appropriation Act for the fiscal year 1880, 7,500 enlisted men and boys.

The Marine Corps consists of 86 officers and 1,500 enlisted men.

THE UNITED STATES NAVAL ACADEMY AT ANNAPOLIS.

THE United States Naval Academy was opened October 10, 1845, and the credit of its foundation is attributed to Hon. George Bancroft, then Secretary of the Navy under President Polk. The course of instruction, designed to train midshipmen for the navy, at first occupied five years, of which three were passed at sea. Various changes have been made in the course of instruction, which was made seven years in 1850, four years in 1851, and six years (the two last of which are spent at sea) March 3, 1873, where it now remains. The Naval Academy, first located at Annapolis, Maryland, was removed to Newport, R. I., in May, 1861, but re-established at Annapolis in September, 1865, where it now is, occupying lands formerly known as Fort Severn. The academy is under the direct care and supervision of the Navy Department. There are to be allowed in the academy one cadet-midshipman for every member or delegate in the House of Representatives, appointed at his nomination, one for the District of Columbia, and ten appointed at large by the President. The number of appointments which can be made is limited by law to twenty-five each year, named by the Secretary of the Navy after competitive examinations, the cadets being from fourteen to eighteen years of age. The successful candidates become students of the academy, and receive the pay of cadet-midshipmen, \$500 per annum. Besides the cadet-midshipmen, 25 cadet-engineers may be appointed each year, from 16 to 20 years of age, on competitive examination involving a higher standard of knowledge. The course for cadet-engineers is 4 years at the academy, and 2 additional years at sea. All cadets who graduate are appointed assistant-engineers in the navy as fast as vacancies occur. The course of instruction is thorough, involving a close pursuit of mathematics, steam engineering, physics, mechanics, seamanship, ordnance, history, law, etc. The whole number of students, according to the Annual Register of 1878-79, was, cadet-midshipmen, 268; cadet-engineers, 102; total, 370. The graduating class of 1878 numbered 36 members.

COUNTRIES.	Population.	Regular Army.	War Footing.	Annual Cost of Army.	Cost per Head.	Per cent of total Expenditure.
Austria-Hung'y	37,350,000	296,218	1,021,692	\$ 50,680,000	\$ 1 35	86.12
Argentine Rep..	1,812,490	8,283	Army and Navy, 4,514,018	2 49	21.84
Belgium.....	5,336,185	46,277	103,683	8,787,909	1 64	17.91
Bolivia.....	2,000,000	4,022	1,126,916	56	25.01
Brazil.....	11,108,291	16,500	32,000	10,862,496	97	16.02
Canada.....	3,672,116	3,000	655,000	1,013,944	27	4.20
Chili.....	2,333,568	3,516	28,274
China.....	433,500,000	700,000	1,260,000
Colombia.....	2,774,000	2,600	30,000	288,000	10	10.36
Denmark... ..	1,903,000	35,703	50,000	2,406,109	1 26	18.40
Egypt.....	17,100,000	62,920	128,000	Army and Navy, 4,452,422	26	8.13
France.....	36,905,788	470,600	1,750,000	100,007,623	2 70	19.25
Germany.....	42,727,360	419,659	1,034,524	92,573,403	2 16	68.57
Great Britain...	34,242,966	133,720	370,561	65,161,015	1 90	16.68
Greece.....	1,457,894	12,397	30,000	1,494,860	1 02	19.08
India, British...	191,168,412	58,170	144,700	76,875,960	40	28.21
Italy.....	27,769,475	199,577	867,509	37,983,755	1 36	13.65
Japan.....	34,338,404	35,380	50,240	7,506,000	21	11.91
Luxembourg...	205,158	513	100,480	48	7.12
Mexico.....	9,276,079	22,387	Army and Navy, 10,554,745	1 13	42.40
Netherlands....	3,865,456	61,803	160,000	10,266,990	2.65	21.04
Norway.....	1,807,555	12,750	18,000	1,480,760	81	13.80
Persia.....	6,000,000	28,400	108,500	3,400,000	56	37.71
Peru.....	3,000,000	13,200
Portugal.....	4,057,538	35,733	75,000	4,342,928	1 07	14.61
Roumania.....	5,073,000	130,158	144,668	3,310,198	65	16.90
Russia.....	72,392,927	787,900	1,671,674	144,215,615	1 99	35.12
Servia.. ..	1,366,923	14,150	150,000	869,138	63	29.71
Spain.....	16,526,511	330,000	400,000	49,146,491	2 97	37.28
Sweden.....	4,429,713	36,495	156,970	3,579,940	80	16.36
Switzerland....	2,759,854	106,102	203,262	2,419,213	87	28.37
Turkey.....	9,573,000	157,667	618,100	24,763,095	2 58	17.68
United States ..	38,925,598	26,914	*3,759,693	37,082,735	95	15.53
Uruguay.....	445,000	4,060	24,000	Army and Navy, 2,364,100	5 31	34.76
Venezuela.....	1,784,197	5,494

NOTE.—The last column shows the ratio which the military expenditure bears to the total annual expenditure of each nation.

* Militia force plus the regular army.

THE NAVIES OF THE WORLD.

Compiled from Official Documents.

COUNTRIES.	No. of Vessels.	No. of Men.	Cost of Navy.	COUNTRIES.	No. of Vessels.	No. of Men.	Cost of Navy.
			Dollars.				Dollars.
Argentine Republic....	28	3,135	842,362	Japan.....	21	3,944	2,700,000
Austria-Hungary... ..	68	6,319	4,705,095	Mexico.....	4	Army and Navy, 10,554,745
Belgium.....	10	172	Netherlands....	105	4,996	5,780,216
Bolivia.....	37	Norway.....	119	4,342	652,340
Brazil.....	63	6,184	9,994,147	Peru.....	18
Canada (Dominion)....	7	Portugal.....	37	3,853	1,585,494
Chili.....	15	840	Roumania.....	9	266
China.....	38	Russia.....	223	30,039	20,030,704
Denmark.....	33	1,125	1,200,000	Spain.....	138	14,648	6,536,315
Egypt.....	14	Sweden.....	141	6,141	1,352,792
France.....	226	50,517	33,178,699	Turkey.....	170	6,000
Germany.....	60	8,051	1,192,325	United States..	146	8,684	14,077,974
Gt. Britain & Ireland...	531	81,447	56,445,000				
Greece.....	21	652	391,978				
Italy.....	66	11,880	7,543,388				

PAY TABLE OF THE NAVY.

	At Sea.	On Shore Duty.	On Leave or Waiting Orders.
Admiral.....	\$13,000	\$13,000	\$13,000
Vice-Admiral	9,000	8,000	6,000
Rear-Admirals.	6,000	5,000	4,000
Commodores.....	5,000	4,000	3,000
Captains.....	4,500	3,500	2,800
Commanders.....	3,500	3,000	2,300
Lieutenant-Commanders—			
First four years after date of commission...	2,800	2,400	2,000
After four years from date of commission...	3,000	2,600	2,200
Lieutenants—			
First five years.....	2,400	2,000	1,600
After five years.....	2,600	2,200	1,800
Masters—			
First five years.....	1,800	1,500	1,200
After five years.....	2,000	1,700	1,400
Ensigns—			
First five years.....	1,200	1,000	800
After five years.....	1,400	1,200	1,000
Midshipmen.....	1,000	800	600
Cadet Midshipmen.....	500	500	500
Mates.....	900	700	500
Medical and Pay Directors and Medical and Pay Inspectors and Chief Engineers, having the same rank at sea.....	4,400
Fleet Surgeons, Fleet Paymasters, and Fleet Engineers—	4,400
Surgeons, Paymasters, and Chief Engineers—			
First five years after date of commission....	2,800	2,400	2,000
Second five years.....	3,200	2,800	2,400
Third five years.....	3,500	3,200	2,600
Fourth five years.....	3,700	3,600	2,800
After twenty years.....	4,200	4,000	3,000
Passed Assistant Surgeons, Passed Assistant Paymasters, and Passed Assistant Engineers—			
First five years after date of appointment...	2,000	1,800	1,500
After five years.....	2,200	2,000	1,700
Assistant Surgeons, Assistant Paymasters, and Assistant Engineers—			
First five years after date of appointment...	1,700	1,400	1,000
After five years.....	1,900	1,600	1,200
Chaplains—			
First five years.....	2,500	2,000	1,600
After five years.....	2,800	2,300	1,900
Boatswains, Gunners, Carpenters and Sail-makers—			
First three years.....	1,200	900	700
Second three years.....	1,300	1,000	800
Third three years.....	1,400	1,300	900
Fourth three years.....	1,600	1,300	1,000
After twelve years.....	1,800	1,600	1,200
Cadet Engineers (after examination).....	1,000	800	600

	On shore duty.	On leave or waiting orders.
Naval Constructors—		
First 5 years....	\$3,200	\$2,200
Second 5 years..	3,400	2,400
Third 5 years...	3,700	2,700
Fourth 5 years..	4,000	3,000
After 20 years...	4,200	3,200
Ass't Naval Constructors—		
First 4 years....	2,000	1,500
Second 4 years..	2,200	1,700
After 8 years....	2,600	1,900
Secretary to Admiral and Vice Admiral.....		\$2,500
Secretaries to Commanders of Squadrons.....		2,000
Secretary to Naval Academy.....		1,800

Clerks to Commanders of Squadrons and Vessels....	\$750
First Clerks to Commandants of Navy Yards.....	1,500
Second Clerks to Commandants of Navy Yards.....	1,200
Clerk, Mare Island Navy Yard.....	1,800
Clerk to Commandants Naval Stations.....	1,500
Clerks to Paymasters at Navy Yards—	
Boston, New York, Philadelphia and Washington.....	1,600
Mare Island.....	1,800
Kittery, Norfolk and Pensacola..	1,400
At other Stations.....	1,300
The pay of Seamen is \$258, and of ordinary seamen \$210 per annum.	

NOTE.—The navy spirit ration was totally abolished July 1, 1870, and in lieu thereof the navy ration is 30 cents per day.

OFFICIAL STATISTICS OF THE STATES.

NOTE.—For State capitals and Governors, see p. 104. For meeting of Legislatures and time of elections, p. 105. For State valuations and taxes, p. 106. For population, areas, and admission to the Union, pp. 20, 107, and 192.

STATE OF ALABAMA.

STATE OFFICERS.	NAME.	Term Began.	Term Ends.	Salary.
Governor	Rufus W. Cobb..	Nov. 28, 1878	Nov. 27, 1880	\$3,000
Lieutenant-Governor.....	None			
Secretary of State.....	W. W. Screws....	"	"	1,800
Treasurer.....	I. H. Vincent....	"	"	2,100
Auditor.....	Willis Brewer....	"	"	1,800
Adjutant-General.....	J. F. White.....	"	"	
Supt. of Pub. Instruction.	Leroy F. Box....	"	"	2,150
Attorney-General.....	H. C. Tompkins..	"	"	1,500
Commissioner of Lands..	Thos. Price.....	"	"	1,200
State Librarian.....	Junius Riggs....	"	"	1,000

JUDICIARY, SUPREME COURT.—Robert C. Brickell, *Chief-Justice*; Geo. W. Stone, Amos R. Manning, *Associate Justices*. Term, 6 years. Elected by people. Salary, \$4,000 each. Clerk, J. J. Rutledge.

Amount of State Debt, Nov. 30th, 1879, \$7,809,200; interest, 2 to 5 per cent.

State Receipts for last year, ending Sept. 30th, 1878; \$718,228.36.

State Expenditures for last year, \$648,097.23.

Amount raised by Taxation last year, \$827,398.90.

Amount of Taxable Property, as assessed, real and personal, \$117,486,580.97.

Rate of State Tax, 70 cents on \$100.

STATE OF ARKANSAS.

STATE OFFICERS.	NAME.	Term began.	Term ends.	Salary.
Governor.....	William R. Miller..	Jan. 7, 1879	Jan. 4, 1881	\$3,500
Lieut.-Governor.....	None.			
Secretary of State.....	Jacob Frolich.....	"	"	2,000
Treasurer.....	Thos. J. Churchill..	"	"	2,500
Auditor.....	John Crawford.....	"	"	2,500
Attorney-General.....	Wm. F. Henderson.	"	"	2,000
Supt. of Pub. Instruct'n	J. L. Denton.....	"	"	1,800
Land Commissioner....	D. W. Lear.....	"	"	2,000

JUDICIARY, SUPREME COURT.—E. H. English, *Chief Justice*, 6 years. W. M. Harrison, 8 years; John R. Eakin, 8 years, *Associate Justices*. Elected by the people. Salary, \$3,500 each. Clerk, Luke E. Barber.

Amount of State Debt, Sept. 30, 1879: Funded, \$2,680,000; unfunded, \$2,320,000.

General Statement of State Bonds issued: \$330,000 thirty year State Bank, 5 per cent; \$1,300,000 thirty year State Bank, 6 per cent; \$1,530,000 thirty year Real Estate Bank, 6 per cent; \$2,200,000 thirty year Funding, 1869, 6 per cent; \$2,050,000 thirty year Funding, 1870, 6 per cent; \$412,000 thirty year bonds, 1875, 6 per cent; \$280,000 ten year bonds, 1874 and 1875, 10 per cent; \$1,966,773 thirty year Levee bonds, 7 per cent; \$5,350,000 thirty year Railroad Aid Bonds, 7 per cent.

NOTE.—\$1,298,000 of the Funding Bonds of 1870 are of doubtful validity. The Supreme Court of Arkansas in 1878 decided that all the Levee bonds are unconstitutional and invalid. All of the Railroad Aid bonds have been declared by the Supreme Court to have been illegally issued.

State Receipts for year ending Sept. 30, 1879, \$613,957.

State Expenditures for year, \$550,196.

Amount raised by Taxation, \$613,957.

Amount of Taxable Property, as assessed: Real, \$54,606,057; personal, \$32,286,484.

Rate of State Tax, year ending Sept. 30, 1878, 6½ mills on the dollar.

STATE OF CALIFORNIA.

STATE OFFICERS.	NAME.	Term of Office.	Term Began.	Term Ends.	Salary.
Governor.....	Geo. C. Perkins..	4 yrs.	Dec. 1, 1879.	Dec. 1, 1883	\$6,000
*Lieutenant-Governor..	John Mansfield..	"	"	"
Secretary of State.....	Dan'l M. Burns..	"	"	"	3,000
Treasurer.....	John Weil.....	"	"	"	3,000
Comptroller.....	D. M. Kenfield..	"	"	"	3,000
Supt. Pub. Instruction..	F. M. Campbell..	"	"	"	3,000
Attorney-General.....	Augustus L. Hart	"	"	"	3,000
Surveyor-General.....	J. W. Shanklin..	"	"	"	3,000
State Librarian.....	R. O. Cravens....	"	Mar. 13, 1878	Mar. 12, 1882	3,000

* The Lieutenant-Governor receives \$12 per day during sessions of the Legislature as President of the Senate. He is Warden of State Prison, and receives for that a salary of \$10 per day.

JUDICIARY, SUPREME COURT.—Robert F. Morrison, *Chief-Justice*; M. H. Myrick, E. W. McKinstry, E. M. Ross, J. D. Thornton, J. R. Sharpstein, S. B. McKee, *Associate Justices*. Term, 12 years. Elected by the people. Salary, \$6,000 each. Clerk, Frank W. Gross.

Amount of State Debt, Oct. 31st, 1878: Funded, \$3,403,000; Unfunded, none.

General Statement of State Bonds issued: Civil Bonds of 1873, 6 per cent interest, \$2,801,000; State Capital Bonds of 1870, 7 per cent interest, \$250,000; ditto, of 1872, 7 per cent interest, \$250,000; Soldier Relief Bonds, 7 per cent interest, \$95,500; Civil Bonds of 1857, 7 per cent interest, \$5,000; ditto of 1860, 7 per cent interest, \$1,500. Total, \$3,403,000.

State Receipts for year ending June 30th, 1878, \$3,913,494.45.

State Expenditures for last year, \$3,797,864.68.

Amount of Taxable Property, as assessed, real and personal, \$584,583,651.

Rate of State Tax, year ending June 30th, 1879, 55 cents on \$100.

STATE OF COLORADO.

STATE OFFICERS.	NAME.	Term began.	Term ends.	Salary.
Governor.....	Fredk. W. Pitkin..	Jan. 14, 1879	Jan. 10, 1881	\$3,000
Lieutenant-Governor....	H. A. W. Tabor....	"	"	1,000
Secretary of State.....	N. H. Meldrum....	"	"	2,200
Treasurer.....	Nathan S. Culver...	"	"	2,000
Auditor.....	Eugene K. Stimpson	"	"	2,000
Adjutant-General.....	Robert S. Roe.....	At pleasure of	Governor.	500
Supt. of Pub. Instruct'n.	Joseph C. Shattuck	Jan. 14, 1879	Jan. 10, 1881	2,000
Attorney-General.....	Charles W. Wright.	"	"	2,000
State Librarian... ..	Joseph C. Shattuck.	"	"	500

JUDICIARY, SUPREME COURT.—Henry C. Thateher, *Chief Justice*; term, 9 years; elected by the people; salary \$3,250. Samuel H. Elbert, Wilbur F. Stone, *Associates*; salary of each, \$3,250. After short terms expire, Thatcher, 3 years; Elbert, 6 years; Stone, 9 years.

Amount of State Debt on Nov. 30th, 1878, \$123,803.10; consisting only of State warrants issued in anticipation of taxes accruing.

Colorado has no bonded debt, the State Constitution expressly prohibiting the Legislature from creating any debt beyond the amount actually provided for by taxation, in advance of appropriations.

State Receipts for two years, ending Nov. 30th, 1878, \$307,893.53.

State Expenditures for two years, \$385,688.29.

Amount raised by taxation last year, \$155,506.15.

Amount of taxable property as assessed: Real, \$25,804,345; personal, \$17,268,303. Rate of State tax, 3 $\frac{3}{8}$ mills on \$1, besides 50 cents *per capita* for military purposes.

STATE OF CONNECTICUT.

STATE OFFICERS.	NAME.	Term Began.	Term Ends.	Salary.
Governor.....	Charles B. Andrews.	Jan. 9, 1879.	Jan. 13, 1881.	\$2,000
Lieut.-Governor.....	David Gallup.	"	"	500
Secretary of State.....	David Torrance.....	1,500
Treasurer.....	Talmadge Baker.....	1,500
Comptroller.....	Chauncey Howard...	1,500
Sec. State Board of Education,.....	B. G. Northrop.....	2,500
Adjutant-General.....	Edward Harland...	
Sec. B'd of Agriculture	T. S. Gold.....	
State Librarian.....	Charles J. Hoadly	1,800

JUDICIARY, SUPREME COURT.—John D. Park, *Chief Justice*, 8 years; Elisha Carpenter, Dwight W. Pardec, Dwight Loomis, Miles T. Granger, Edward I. Sanford, Roland Hitchcock, Earl Martin, Sidney B. Beardsley, Moses Culver, James A. Hovey, *Associate Justices*; term of all, 8 years. Elected by the General Assembly. Salary of each, \$4,000.

Amount of State Debt Dec. 1, 1878, \$4,967,600, viz.: Bonds of 1863, redeemable 1883, 6 per cent., \$877,000; bonds of 1864, redeemable 1884, 6 per cent., \$1,318,500; bonds of 1865, redeemable 1885, 6 per cent., \$1,741,100; bonds of 1877, redeemable 1887, 5 per cent., \$1,081,000. Total, \$4,967,600.

State Receipts for year ending Dec. 1, 1878, \$1,652,570.31.

State Expenditures for last year, \$1,542,612.53.

Amount raised by taxation last year, \$2,246,490.

Amount of taxable property as assessed: Real, \$238,027,032; personal, \$106,379,905. Rate of State Tax, 1½ mills on the dollar.

The State Tax on property produced \$602,465, while no less than \$1,644,025 was derived from taxes on railroad companies, savings banks, insurance companies, telegraph and express companies, and non-resident stockholders.

A State law requires the Comptroller to collect and publish annually a statement of the total indebtedness, rate of tax, receipts from taxation, and actual expenditures of every town, city and county in Connecticut. This return, Oct. 1, 1877, exhibited the following interesting statistics:

Total debts of towns, cities and counties, \$17,151,327; total amount raised by taxation during the year, \$4,628,164; total expenditure for interest during the year, \$1,089,979; total expenditure for schools during the year, \$1,017,237; total expenditure for roads during the year, \$832,453; total expenditure for paupers during the year, \$551,728; total expenditure for police during the year, \$215,146; total expenditure for salaries during the year, \$190,202; total expenditure for Fire Department during the year, \$184,441.

STATE OF DELAWARE.

STATE OFFICERS.	NAME.	Term of Office.	Term Began.	Term Ends.	Salary.
Governor.....	John W. Hall....	4 yrs.	Jan. 21, 1879	Jan. 16, 1883	\$2,000
Lieutenant-Governor..	None.				
Secretary of State.....	James L. Wolcott	4 yrs.	Jan. 21, 1879	Jan. 16, 1883	1,000
Treasurer.....	Rob't J. Reynolds	2 yrs.	Jan. 28, 1879	Jan. 28, 1881	1,450
Auditor.....	John F. Staats...	"	Jan. 28, 1879	Jan. 28, 1881	700
Adjutant-General.....	J. Park Postles..	Jan. 8, 1879
Supt. Pub. Instruction.	James H. Graves	1 yr.
Attorney-General	George Gray.....	5 yrs.	Oct. 9, 1879	Oct. 9, 1884	2,000
Sec. B'd of Agriculture	Rich. Harrington
State Librarian.....	R. R. Kenney....	2 yrs.	April 9, 1879	April 9, 1881	300

JUDICIARY, SUPREME COURT.—Jos. P. Comegys, *Chief-Justice*; L. E. Wales, John W. Houston, Edw. Wootton, *Associate Justices*; Willard Saulsbury, *Chancellor*. Term, for life. Appointed by Governor. Salary, Chief-Justice and Chancellor, \$2,500 each; Associate Justices, \$2,000. Clerk, John D. Burton.

Amount of State Debt, Dec. 12, 1878, \$953,000, all funded.

The State holds interest-paying securities (railroad, etc.) to the amount of \$1,120,799, and is virtually out of debt. The annual receipts were about \$155,000, and the annual expenditures \$105,000, at the date of the last Governor's message. Of the tax receipts, no less than \$49,590 was from licenses, \$33,812 from tax on railroads and passengers, and only \$30,956 from taxes on real and personal property, in the whole State.

STATE OF FLORIDA.

STATE OFFICERS.	NAME.	Term began.	Term ends.	Salary.
Governor	Geo. F. Drew	Jan. 1, 1877	Jan. 1, 1881	\$3,500
Lieutenant-Governor...	W. D. Barnes.....	"	"	500
Secretary of State.....	W. D. Bloxham ...	"	"	2,000
Treasurer.....	Walter Gwynn.....	"	"	2,000
Comptroller.....	Columbus Drew ...	"	"	2,000
Attorney-General	Geo. P. Raney.....	"	"	2,000
Supt. of Pub. Instruct'n	W. P. Haisley.....	"	"	2,000
Adjutant-General.	J. J. Dickison.....	2,000
Commissioner of Lands and Immigration.....	Hugh A. Corley....	Jan. 1, 1877	Jan. 1, 1881	2,000
State Librarian.....	Sec'y of State.....

JUDICIARY, SUPREME COURT.—Edwin M. Randall, *Chief-Justice*; term of office for life; appointed by Governor, with consent of Senate; salary, \$3,000. James D. Westcott, Jr., R. B. Van Valkenburgh, *Associates*; term, for life; appointed by Governor, with consent of Senate; salary of each, \$3,000.

Amount of State Debt, Jan. 1st, 1879: Funded, \$1,234,700; unfunded, \$10,905.04.

General Statement of State Bonds issued, \$1,500 Convention Bonds of 1868, 8 per cent; \$6,800 bonds of 1857, 7 per cent; \$350,000 bonds of 1871, 7 per cent; \$925,000 bonds of 1873, 6 per cent, gold.

Amount in Sinking Fund, \$150,000.

State Receipts for year ending Jan. 1st, 1879, \$312,046.94.

State Expenditures for year, \$259,214.05.

Amount raised by taxation, \$250,473.18.

Amount of taxable property as assessed: Real, \$18,950,160; personal, \$10,521,067. Rate of State tax, 70 cents on every \$100, for year ending Dec. 31, 1879. Of this tax, 3 mills on the \$1.00 goes to Expenses of State government, 3 mills for interest on State debt, and 1 mill for public schools.

STATE OF GEORGIA.

STATE OFFICERS.	NAME.	Term began.	Term ends.	Salary.
Governor.....	Alfred H. Colquitt..	Jan. 1, 1877	Jan. 1, 1881	\$4,000
Lieut.-Governor.....	None.			
Secretary of State.....	N. C. Barrett.....	"	"	2,000
Treasurer.....	John W. Renfroe...	"	"	2,000
Comptroller-General....	W. L. Goldsmith...	"	"	2,000
Attorney-General.....	Robert N. Ely.....	2,000
Supt. of Pub. Instruct'n	G. J. Orr.....	"	"

JUDICIARY, SUPREME COURT.—Hiram Warner, *Chief Justice*; Logan E. Bleckley, James Jackson, *Associate Justices*. Term, 8 years. Elected by the Legislature. Salary, \$3,500 each.

N. B.—Future judges of the Supreme Court are to receive \$3,000 per annum.

Amount of State Debt, Jan. 1, 1878, \$10,644,500, funded at 6 per cent., 7 per cent., and 8 per cent. interest. Railroad bonds indorsed by the State, \$2,688,000. The new State Constitution, adopted 1877, declared void sundry bonds and State indorsements issued in aid of railroads.

State Receipts for year 1878, \$1,998,346.84.

State Expenditures for year, \$1,728,910.

Amount raised by Taxation, \$1,129,990.51.

Amount of Taxable Property, as assessed: Real, \$140,153,250; personal, \$95,506,280.

Rate of State Tax, 5 mills on the dollar.

STATE OF ILLINOIS.

STATE OFFICERS.	NAME.	Term began.	Term ends.	Salary.
Governor.....	Shelby M. Cullom..	Jan. 8, 1877	Jan. 10, 1881	\$6,000
Lieutenant-Governor...	Andrew Shuman...	"	"	1,000
Secretary of State.....	Geo. H. Harlow.....	"	"	3,500
Treasurer.....	John C. Smith.....	Jan. 13, 1879	"	3,500
Auditor.....	Thos. B. Needles. .	Jan. 8, 1877	"	3,500
Adjutant-General.....	H. Hilliard.....	July 2, 1877	1,500
Supt. of Pub. Instruct'n	James P. Slade.....	Jan. 13, 1879	Jan. 10, 1881	3,500
Attorney-General.....	Jas. K. Edsall.....	Jan. 8, 1877	"	3,500
Sec. Bd. of Agriculture.	S. D. Fisher.....	Jan. 1, 1879	Jan. 1, 1881	2,000
State Librarian.....	Sec. of State, <i>ex-off.</i>

JUDICIARY, SUPREME COURT.—Alfred M. Craig, *Chief-Justice*; John Schofield, T. Lyle Dickey, John M. Scott, Pinkney H. Walker, David J. Baker, Benj. R. Sheldon, *Associate Justices*. Term, 9 years each. Elected by the people. Salary, \$5,000 each.

Amount of State Debt, Oct. 1, 1878, \$552,742.06.

State Receipts for two years ending Oct. 1, 1878, \$6,659,771.36.

State Expenditures for two years, \$6,538,628.18.

Amount raised by Taxation, \$2,640,025.

Amount of Taxable Property, as assessed, real and personal, \$861,712,532.

Rate of State Tax, 33 cents on \$100.

The Report of the State Auditor exhibits the amount of municipal debts in Illinois in 1878 as aggregating \$51,811,691, about 30 per cent. of which was incurred in aid of railroads. The State constitution now prohibits cities or counties from subscribing to railroad or other corporations, and limits municipal debts to 5 per cent on aggregate taxable property.

STATE OF INDIANA.

STATE OFFICERS.	NAME.	Term began.	Term ends.	Salary.
Governor.....	James D. Williams.	Jan. 8, 1877	Jan. 3, 1881	\$6,000
Lieutenant-Governor...	Isaac P. Gray.....	"	"
Secretary of State.....	John G. Shanklin...	Jan. 16, 1879	"	2,000
Treasurer.....	William Fleming...	Feb. 10, 1879	Feb. 10, 1881	3,000
Auditor.....	M. D. Manson.....	Jan. 25, 1879	Jan. 25, 1881	1,500
Attorney-General.....	Thomas Woolen....	Nov. 6, 1878	Nov. 6, 1880	2,500
Supt. of Pub. Instruct'n	James H. Smart....	Mar. 15, 1877	Mar. 15, 1881	2,500
State Librarian.....	Maggie F. Peelle..	April 1, 1879	April 1, 1881	1,200

JUDICIARY, SUPREME COURT.—James L. Worden, Samuel E. Perkins, Horace P. Biddle, George V. Howk, William E. Niblack; term of office, 6 years; elected by the people; salary, \$4,000.

Amount of State Debt, Nov. 1st, 1879, \$4,998,178.34.

State Receipt: for year ending Nov. 1st, 1879, \$3,187,221.37.

State Expenditures for year, \$3,127,825.91.

Amount raised by taxation, \$2,608,487.59.

Amount of taxable property as assessed: Real, \$637,763,081; personal, \$246,605,747. Rate of State tax, 30 cents on each \$100.

STATE OF IOWA.

STATE OFFICERS.	NAME.	Term of Office.	Term Began.	Term Ends.	Salary.
Governor.....	John H. Gear....	2 yrs.	Jan., 1880.	Jan., 1882.	\$3,000
Lieutenant-Governor...	F. T. Campbell...	"	"	"	1,100
Secretary of State.....	J. A. T. Hull....	"	Jan. 6, 1879.	Jan. 2, 1881.	2,200
Treasurer.....	Geo. W. Bemis...	"	"	"	2,200
Auditor.....	Buren R. Sherman	"	"	"	2,200
Adjutant-General.....	W. L. Alexander.	At	pleasure of	Governor.	1,000
Supt. Pub. Instruction.	C. W. Von Coelln.	"	Jan. 5, 1880.	Jan. 4, 1882.	2,200
Attorney-General.....	J. F. McJunkin..	"	Jan. 6, 1879.	Jan. 2, 1881.	1,500
Sec'y State Ag. Society.	Jno. R. Shaffer..	"
Register State L'd Office	James K. Powers.	"	"	"	2,000
State Librarian.....	Mrs. S.B. Maxwell	At	pleasure of	Governor.	1,000

STATE OF IOWA (Continued).

JUDICIARY, SUPREME COURT.—Joseph M. Beck, *Chief-Justice*; Austin Adams, Wm. H. Seevers, James G. Day, James H. Rothrock, *Associate Justices*. Term, 6 years. Elected by the people. Salary, \$4,000 each.

Amount of State Debt, Sept. 30th, 1877: \$300,000, of War and Defence Fund.

The Revenue Fund is responsible to the School Fund for \$245,435.19 at 8 per cent.

Total State Debt, \$545,435.19.

State Receipts for two years between Sept. 30th, 1877, and Sept. 30th, 1879, \$2,260,336.54.

State Expenditures, same period, \$2,259,886.56.

Amount raised by Taxation, same period, \$1,985,973.30.

Taxable property—Real, \$303,383,682; Personal, \$79,618,995. State Tax, 2 mills on \$1.00.

STATE OF KANSAS.

STATE OFFICERS.	NAME.	Term Began.	Term Ends.	Salary.
Governor	John P. St. John . . .	Jan. 13, 1879.	Jan. 10, 1881.	\$3,000
Lieutenant-Governor . . .	L. U. Humphrey . . .	"	"
Secretary of State	James Smith	"	"	2,000
Treasurer	John Francis	"	"	2,000
Auditor	P. J. Bonebrake	"	"	2,000
Adjutant-General	P. S. Noble	At pleasure of the Governor.		1,200
Supt. Pub. Instruction . . .	A. B. Lemon	Jan. 13, 1879.	Jan. 10, 1881.	2,000
Attorney-General	Willard Davis	"	"	1,500
Sec'y Bd. of Agriculture	Alfred Gray	2,000
State Librarian	Sam'l A. Kingman	1,500
Commissioner of Lands	Auditor, <i>ex officio</i>

JUDICIARY, SUPREME COURT.—Albert H. Horton, *Chief-Justice*; D. J. Brewer, D. M. Valentine, *Associate Justices*. Chief Justice, 6 years; Associate Justices, 4 years. Elected by the people. Salary, \$3,000 each. Clerk, C. J. Brown.

Amount of State Debt, July 1st, 1878, \$1,181,975.

General Statement of State Bonds issued: \$101,475 at 6 per cent; \$1,080,500 at 7 per cent. Total, \$1,181,975.

Amount in Sinking Fund, \$94,275.

Amount in Permanent School Fund, \$607,925.

State Receipts for year ending July 1st, 1878, \$1,206,675.

State Expenditures for year, \$1,272,910.

Amount raised by taxation for year, \$705,060.

Value of taxable property, as assessed: Real, \$96,695,457; Personal, \$41,131,186.

Rate of Taxation, 1878, 55 cents on each \$100.

STATE OF KENTUCKY.

STATE OFFICERS.	NAME.	Term of office.	Term began	Term ends.	Salary.
Governor	L. P. Blackburn	4 yrs.	Sept. 2, '79	Sept. 4, '83	\$5,000
Lieutenant-Governor . . .	Jas. E. Cantrill	"	"	"	\$10 per day during session of Senate.
Secretary of State	S. B. Churchill	"	"	"	\$1,500
Treasurer	James W. Tate	2 yrs.	Jan. 6, '80	Jan. 1, '82	2,400
Auditor	Fayette Hewitt	4 yrs.	Jan. 5, '80	Jan. 5, '84	2,500
Quartermaster-Gen'l and Adjutant-Gen'l }	Jos. P. Nuckols	"	Sept. 3, '79	Sept. 3, '83	2,000
Supt. of Pub. Instruct'n }	J. D. Pickett	"	Sept. 9, '79	Sept. 15, '83	3,000
Attorney-General	P. W. Hardin	"	Sept. 2, '79	Sept. 4, '83	500 and fees.
Register of Land Office	Ralph Sheldon	"	"	"	\$2,000
Com'r of Agriculture, Horticulture, and Statistics	Chas. E. Bowman	March 1, '79	March 1, '81	2,000
State Librarian	Mrs. C. Bush	2 yrs.	Feb. 17, '78	Feb. 17, '80	1,000
Insurance Com'r	Bedford Leslie	4 yrs.	Jan. 4, '76	Jan. 1, '80	4,000

STATE OF KENTUCKY—(Continued).

JUDICIARY, SUPREME COURT.—William S. Pryor, *Chief-Justice*; term expires, 1st Mon., Sept. 1880. M. H. Cofer, *Associate Justice*; term expires, 1st Mon., Sept. 1882. T. F. Hargis, *Associate-Justice*; term expires, 1st Mon. Sept., 1884. Thomas H. Hines, *Associate-Justice*; term expires, 1st Mon. Sept., 1886. State divided into four appellate districts. Term of office, 8 years. One judge elected every 2 years; the judge having shortest time to serve being Chief-Justice. Salary, \$5,000 each.

Amount of State Debt, Oct. 10th, 1879: \$174,000, 6 per cent: School Fund, \$1,677,614, 6 per cent. Total Debt, \$1,858,008.10.

State Receipts, year ending Oct. 10th, 1879: Revenue, \$1,033,115.78; White School Fund, \$799,436.58; Sinking Fund, \$423,511.16; Negro School Fund, \$32,726.33, En. Militia, \$8,714.80; Ins. Bureau, \$10,228.65. Total, \$2,307,733.82.

State Expenditures, year ending Oct. 10th, 1878. Revenue, \$1,204,880.52; White School Fund, \$767,116.05; Sinking Fund, \$187,839.96, Negro School Fund, \$33,977.24; En. Militia, \$19,399.65, Ins. Bureau, \$10,067.33. Total, \$2,223,280.75.

Amount raised by Taxation, 1878: White, \$1,416,078.70; Negro, \$14,878.70.

Amount of Taxable Property, as assessed, real and personal: White, \$314,949,321; Negro, \$3,068,554.

Rate of State Tax, per cent: White, 40c. per \$100; Negro, 45c.

STATE OF LOUISIANA.

STATE OFFICERS.	NAME.	Term began.	Term ends.	Salary.
Governor.....	Louis A. Wiltz.....	Jan. —, 1880	Jan. —, 1884	\$4,000
Lieutenant-Governor...	John McEnery.....	"	"	\$8 a day
Secretary of State.....	Will. A. Strong....	"	"	\$1,800
Treasurer	E. A. Burke.....	"	"	2,000
Auditor.....	Allen Jumel.....	"	"	2,500
Attorney-General	James C. Egan....	"	"	4,000
Supt. of Pub. Education	— Fay.....	"	"	2,000
Commissioner of Lands	James Graham....	"	"	1,500
State Librarian.....	L. A. McDonald. . .	"	"	900

JUDICIARY, SUPREME COURT.—Thomas C. Manning, *Chief Justice*; term of office, 8 years; salary \$7,500. William B. Egan, Robert H. Marr, Alcibiade De Blanc, William B. Spencer, *Associates*; term of office, 8 years; all appointed by the Governor and confirmed by the Senate; salary of each, \$2,000.

Amount of State Debt, Jan. 1st, 1879, \$11,724,800, funded.

All bonds issued now bear date of Jan. 1st, 1874, and bear a uniform interest of 7 per cent. These bonds have been made by reducing or funding the indebtedness at sixty (60) cents on the dollar.

The unpaid interest on consolidated bonds from 1874 to 1878, inclusive, amounts to \$579,732, to which should be added amount to be paid on bonds to be funded, \$266,256.

The State Debt Ordinance, adopted with the new Constitution, Dec. 2, 1879, provides for payment of 2 per cent interest on all the consol bonds for 5 years after Jan. 1, 1880, 3 per cent for next 15 years, and 4 per cent thereafter.

State Receipts for year ending Jan. 1st, 1878, \$2,606,351.52.

State Expenditures for year, \$2,719,412.24.

Amount raised by taxation, \$2,432,188.

Amount of taxable property, as assessed: Real, \$177,000,000; personal, \$32,361,402. Rate of State Tax, 6 mills on \$1, one half of which is for interest on debt.

STATE OF MAINE.

STATE OFFICERS.	NAME.	Term of office.	Term began.	Term ends.	Salary.
Governor.....	1 yr.	Jan. 1, 1880.	Jan. 1, 1881.	\$2,500
Lieut.-Governor...	None,				
Secretary of State.	Edward H. Gove.	"	Jan. 3, 1879.	Jan. 1, 1880.	1,200
Treasurer	Charles A. White.	"	"	"	1,600
Adjutant-General..	Samuel D. Leavitt	"	"	"	900
Supt. Com. Schools	W. J. Corthell....	3 yrs.	Oct. 14, 1876.	Oct. 14, 1879.	1,000
Attorney-General..	Wm. C. McClellan	1 yr.	Jan. 3, 1879.	Jan. 1, 1880.	1,000
Insurance Comm'r	Wm. Philbrick....	900
Bank Examiner...	Joseph Titcomb..	900
Land Agent.....	E. C. Burleigh....	3 yrs.	April 5, 1876.	April 15, 1879.	800
State Librarian....	J. D. Myrick.....	"	Oct. 16, 1878.	Oct. 16, 1881.	600

STATE OF MAINE—(Continued).

NOTE.—At the State election September 8th, 1879, there was no choice of Governor by the people. The Legislature, at its January, 1880, session, will elect a Governor as well as other State officers whose terms then expire.

JUDICIARY, SUPREME COURT.—John Appleton, *Chief-Justice*; Charles W. Walton, William G. Barrows, Charles Danforth, William W. Virgin, John A. Peters, Artemas Libby, Joseph W. Symonds, *Associate Judges*. Appointed by the Governor for seven years. Salary, \$3,000 each. Clerk, D. R. Hastings.

Amount of State Debt Jan. 1st, 1879: Funded, \$5,848,900; unfunded, \$2,521,657. General Statement of State Bonds issued: Feb. 5th, 1861, \$25,000; Jan. 31, 1863, \$385,000; March 26th, 1863, \$307,000; March 19th, 1864, \$2,330,000; March 7th, 1868, \$2,826,000—all bearing 6 per cent interest.

Amount in Sinking Fund Jan. 1st, 1879, \$1,032,995.

State Receipts for year ending Dec. 31st, 1878, \$1,200,100.01.

State Expenditures for last year, \$1,273,376.71.

Amount raised by taxation last year, \$880,007.34.

Amount of taxable property as assessed: Real and personal, \$224,579,569.

In the State valuation the real and personal is all put together.

Rate of State Tax, 1878, 40 cents on \$100.

STATE OF MARYLAND.

STATE OFFICERS.	NAME.	Term began.	Term ends.	Salary.
Governor	John Lee Carroll....	Jan. 1, 1876	Jan. 1, 1880	\$4,500
Lieutenant-Governor....	None.			
Secretary of State.....	Richd. C. Hollyday.	"	"	2,500
Treasurer.....	Barnes Compton....	Jan. 1, 1877	"	2,500
Comptroller.....	Thos. T. Keating...	"	"	2,500
Adjutant-General.....	Frank A. Bond.....	Jan. 1, 1876	"	2,000
Supt. of Pub. Instruct'n.	M. A. Newell.....	"	"	2,000
Attorney-General.....	C. J. M. Gwinn....	"	"	3,000
Commissioner of Lands.	Wm. R. Hayward..	"	"	1,500
State Librarian.....	J. H. T. Magruder.	"	"	1,500

JUDICIARY, COURT OF APPEALS.—James L. Bartol, *Chief-Justice*; elected by the people; term, 15 years. James A. Stewart, John M. Robinson, R. J. Bowie, R. H. Alvey, George Brent, Richard Grason, Oliver Miller, *Associate Judges*. Salary \$3,500.

Amount of State Debt on Oct. 1st, 1877, \$10,758,678, funded. About half the debt bears 5 per cent interest, and the remainder 6 per cent.

The State holds, as against its public debt, interest-paying securities amounting to \$4,235,713, besides \$23,360,682 in unproductive securities.

State Receipts for year ending Oct. 1st, 1877, \$2,109,193.75.

State Expenditures for year, \$2,179,813.76.

Amount raised by taxation last year, \$1,063,958.54.

Amount of taxable property as assessed: Real and personal, \$478,468,028; rail-road property, \$68,576,242. Aggregate of property taxed, \$547,044,270.

Rate of State Tax, 17 cents on \$100.

STATE OF MASSACHUSETTS.

STATE OFFICERS.	NAME.	Term of Office.	Term Began.	Term Ends.	Salary.
Governor.....	John D. Long.....	1 year.	Jan. 7, 1880.	Jan. 5, 1881.	\$5,000
Lieutenant-Gov'nr..	Byron Weston....	"	Jan. 7, 1880.	Jan. 7, 1881.	2,000
Secretary of State..	Henry B. Peirce..	"	Jan. 21, 1880.	Jan. 19, 1881.	2,500
Treasurer.....	Charles Endicott..	"	"	"	4,000
Auditor.....	Charles R. Ladd..	"	"	"	2,500
Adjutant-General...	A. H. Berry.....	"	2,500
Sec'y Bd. Education	John W. Dickenson	"
Attorney-General..	George Marston..	"	Jan. 21, 1880.	Jan. 19, 1881.	5,000
Sec'y Bd. Agricult..	Chas. L. Flint....	"	2,500
State Librarian.....	C. B. Tillinghast..	2,000

STATE OF MASSACHUSETTS—(Continued).

SUPREME JUDICIAL COURT.—Horace Gray, *Chief-Justice*; Seth Ames, James D. Colt, Marcus Morton, William C. Endicott, Otis P. Lord, Augustus L. Soule, *Associate Justices*. Office held during good behavior. Appointed by Governor. Salary, Chief-Justice, \$6,500; Associate Justices, \$6,000 each. Clerk, G. W. Nichols.

Amount of State Debt, Nov. 1st, 1878. \$33,020,464, all funded at 5 per cent interest. No floating debt.

General Statement of State Bonds issued: Union Fund, 1878, \$200,000; Filling Back Bay Lands, 1880, \$220,000; Southern Vermont Railroad, 1890, \$200,000; Coast Defence, 1883, \$888,000; Troy & Greenfield Railroad, 1888–1897, \$13,939,972; Boston, Hartford & Erie Railroad, 1900, \$3,599,024; Bounty Fund, 1883, 1894, and 1895, \$88,580,244; War Fund, 1889, \$999,944; Danvers Lunatic Hospital, 1894, 1896, and 1897, \$1,500,000; Harbor Improvements (new), 1894 and 1896, \$700,000; Worcester Lunatic Hospital (new), 1895 and 1896, \$1,100,000; State Prisons Loan, 1895, \$1,292,280. Total, \$33,219,464. Funding Public Debt, Loan of 1856, due in 1862, and not presented for payment, \$1,000. Grand total, \$33,220,464.

Amount in Sinking Fund, Jan. 1st, 1878, \$10,885,690.21.

State Receipts for year ending Jan. 1st, 1878, \$7,244,900.23.

State Expenditures for year, \$5,787,127.51.

Amount raised by Taxation, 1878, \$1,000,000.

Amount of Taxable Property, as assessed: Real, \$1,090,749,235; personal, \$438,771,779.

Rate of State Tax, year ending Dec. 31st, 1879, 35 cents on \$1,000. In addition to the regular State tax, Massachusetts assesses corporations, over and above the local taxation, upon a valuation aggregating \$74,244,884.38, which is assessed at the average rate in the State, to wit, \$12.54 on \$1,000. The proceeds of this tax is distributed to the cities and towns where the stockholders reside, if within the commonwealth.

STATE OF MICHIGAN.

STATE OFFICERS.	NAME.	Term Began.	Term Ends.	Salary.
Governor.....	Charles M. Croswell.	Jan. 1, 1879.	Dec. 31, 1881.	\$1,000
Lieut.-Governor.....	Alonzo Sessions.....	"	"	\$3 day.
Secretary of State..	Wm. Jenney.....	"	"	800
Treasurer	Benj. D. Pritchard..	"	"	800
Auditor-General.....	W. Irving Latimer..	"	"	1,000
Adjutant-General	John Robertson.....	"	Dec. 31, 1878.	1,000
Supt. of Pub. Instruct'n	Cornelius A. Gower..	Jan. 1, 1879.	Dec. 31, 1880.	1,000
Attorney-General.....	Otto Kirchner.....	1st term, Jan. 1, 1877.		800
		2d term, Jan. 1, 1879.	Jan. 1, 1880.	
Sec. B'd of Agriculture.	Robert G. Baird.....	Appointed by Bd. of Agriculture dur-	ing pleasure.	1,000
Commissioner of Land Office	James M. Neasmith.	Jan. 1, 1879.	Dec. 31, 1880	800
State Librarian.....	Harriet A. Tenney..	Appointed by	Gov. & Senate	1,000

JUDICIARY, SUPREME COURT.—James V. Campbell, *Chief-Justice*, 8 years; term expires Dec. 31, 1885; Thomas M. Cooley, 8 years; term expires Dec. 31, 1879; Isaac Marston, 8 years; term expires Dec. 31, 1881; Benjamin F. Graves, 8 years; term expires Dec. 31, 1883; *Associate Justices*. Elected by the people. Salary of each, \$4,000. Clerk, Claude C. Walker.

Amount of State Debt, funded, Oct. 1, 1879, \$913,149.97.

Amount in Sinking Fund, \$920,000.

State Receipts for year ending Oct. 1st, 1879, \$2,225,812.77.

State Expenditures for year, \$2,019,885.59.

Amount raised by taxation last year, \$849,331.30.

Amount of taxable property as assessed: Real, \$308,753,036; personal, \$66,127,992.

Rate of State Tax, 13½ mills on each \$100 of valuation.

STATE OF MINNESOTA.

STATE OFFICERS.	NAME.	Term began.	Term ends.	Salary.
Governor....	J. S. Pillsbury.....	Jan. 6, 1880	Jan. 3, 1882	\$3,000
Lieutenant-Governor....	C. A. Gilman.....	"	"	600
Secretary of State.....	F. Von Baumboch.	"	"	1,800
Treasurer.....	Chas. Kittelson....	"	"	3,500
Auditor.....	O. P. Whitcomb....	"	"	2,500
Attorney-General.....	Charles M. Strait..	"	"	1,500
Supt. of Pub. Instruct'n.	D. Burt.....	Appointed by Governor.		2,500
Adjutant-General.....	H. P. Van Cleve....	"	"	1,500
Insurance Commissioner	A. R. McGill.....	"	"	2,000
State Librarian... ..	W. H. Taylor.....	"	"	1,200

JUDICIARY, SUPREME COURT.—James Gilfillan, *Chief-Justice*; term, 7 years; elected by the people; salary, \$4,000. John M. Berry and F. R. E. Cornell, *Associates*; term, 7 years; elected by the people; salary of each, \$4,000.

Amount of State Debt, Nov. 30th, 1878, \$400,000, funded, bearing 7 per cent. interest; unfunded, \$122,001.94.

Besides this debt there are disputed bonds, issued in 1858, due 1883, to aid in the construction of railroads, \$2,275,000.

Amount in Sinking Fund, \$64,630.37.

State Receipts for year ending Nov. 30th, 1878, \$1,477,637.32.

State Expenditures for year, \$1,562,409.97.

Amount raised by Taxation, \$672,646.83.

Amount of taxable property as assessed: Real, \$175,783,979; personal, \$45,141,650. Rate of State tax, 2 mills on the dollar.

The tax for all purposes, State, county and town, averages 17¼ mills on the dollar, or \$1.72½ on \$100.

The first complete return (for 1877) of the local indebtedness in Minnesota shows as follows:

Aggregate city and town debts, 1877, \$3,480,827; aggregate county debts, 1877, \$740,460; aggregate school district debts, \$570,024; add debt of the State, \$572,108. Total, \$5,363,419.

STATE OF MISSISSIPPI.

STATE OFFICERS.	NAME.	Term began.	Term ends.	Salary.
Governor....	John M. Stone.....	Jan. 7, 1878	Jan. 2, 1882	\$4,000
Lieutenant-Governor...	William H. Sims....	"	"	800
Secretary of State.....	H. C. Myers,			2,500
Treasurer.....	W. L. Hemingway..	Jan. 7, 1878	Jan. 2, 1882	2,500
Auditor.....	Sylvanus Gwin....	"	"	2,500
Attorney-General.....	Thos. C. Catchings.	"	"	2,000
Supt. of Pub. Educat'n.	J. Argyle Smith....	"	"	2,000
Adjutant-General.....	Andrew M. Nelson.	Appointed by Governor.		500
State Librarian.	Mrs. Mary Morancy			1,000

JUDICIARY, SUPREME COURT.—J. Z. George, *Chief-Justice*; J. A. P. Campbell, H. H. Chalmers, *Associate Justices*. Term of office, 9 years. Appointed by the Governor and Senate. Salary of each, \$3,500. Clerk, Oliver Clifton.

Amount of State Debt, Oct. 27, 1879, \$525,000.

The Report of State Treasurer, Jan. 1, 1878, says: "To arrive at a correct understanding of the financial condition, it is necessary to deduct the amounts due the Chickasaw and Common School funds, upon which only the annual interest should be paid." Subtracting these amounts, \$1,818,145.54, and the cash balance in Treasury Jan. 1, 1878, \$604,592.67, there remains only \$531,719.79 as the net State debt of Mississippi, according to the official statement.

State Receipts for year ending Jan. 1, 1879, \$933,529.87.

State Expenditures for year 1878, \$707,022.46.

Amount raised by Taxation last year, \$933,529.87.

Amount of Taxable Property, as assessed: Real, \$95,937,398; personal, \$33,370,957.

Rate of State Tax on \$100, 35 cents.

Of the State taxes collected, \$143,287 was from tax on railroads, and express, telegraph, insurance, and banking companies; \$93,500 from fines and licenses to retail.

STATE OF MISSOURI.

STATE OFFICERS.	NAME.	Term Began.	Term Ends.	Salary.
Governor.....	John S. Phelps.....	Jan. 8, 1877.	Jan. 10, 1881.	\$5,000
Lieut.-Governor.....	Henry C. Brokmeyer.....	"	"	5 a day.
Secretary of State.....	Michael K. McGrath.....	"	"	3,000
Treasurer.....	Elijah Gates.....	"	"	3,000
Auditor.....	Thomas Holladay..	"	"	3,000
Attorney-General.....	Jackson L. Smith..	"	"	3,000
Adjutant-General.....	E. Y. Mitchell.....	At pleasure of	the Governor	2,000
Supt. of Public Schools	Richard D. Shannon	Jan. 13, 1879.	Jan. 8, 1883.	3,000
Register of Lands.....	James E. McHenry.	Jan. 10, 1879.	Jan. —, 1881.	3,000

JUDICIARY, SUPREME COURT.—Thomas A. Sherwood, *Chief-Justice*; 10 years; term expires Dec. 31, 1882; William B. Napton, 10 years; term expires Dec. 13, 1880; Warwick Hough, 10 years; term expires Dec. 31, 1884; John E. Henry, 10 years; term expires Dec. 31, 1886; Elijah H. Norton, 10 years; term expires Dec. 31, 1888; *Associate Justices*. Elected by the people, one every two years. Salary of each, \$4,500. Clerk, Henry W. Ewing.

Amount of State Debt, funded, Jan. 1, 1879, \$16,758,000; all bearing 6 per cent interest. Floating debt, \$250,000.

About \$11,000,000 of the State debt of Missouri was contracted in aid of railroads.

State Receipts for year ending Jan. 1, 1879, \$2,752,220.66.

State Expenditures for year, \$3,124,659.

Amount of taxable property as assessed: Real, \$425,995,888; personal, \$163,543,097. Railroad property (separately taxed), \$24,118,441. Rate of State Tax, 4 mills.

STATE OF NEBRASKA.

STATE OFFICERS.	NAME.	Term Began.	Term Ends.	Salary.
Governor.....	Albinus Nance.....	Jan. 7, 1879.	Jan. 4, 1881.	\$2,500
Lieutenant-Governor..	E. C. Carns.....	"	"	\$6 per diem.
Secretary of State.....	S. J. Alexander....	"	"	\$2,000
Treasurer.....	G. M. Bartlett.....	"	"	2,500
Auditor of Pub. Acc'ts	F. W. Liedtke.....	"	"	2,500
Attorney-General.....	C. J. Dilworth.....	"	"	2,000
Supt. of Pub. Instruct'n	S. J. Thompson....	"	"	2,000
Adjutant-General.....	S. J. Alexander....	"	"	500
Sec. Bd. of Agriculture	D. H. Wheeler.....	Elected yearly	by board of Agriculture.	1,500
Com'r of Public Lands and Buildings..	F. M. Davis.....	Jan. 7, 1879.	Jan. 4, 1881.	2,000
State Librarian.....	Guy A. Brown.....	Appointed by	Supreme Ct.	1,500

JUDICIARY, SUPREME COURT.—Samuel Maxwell, *Chief-Justice*, 3 years; Amasa Cobb, 6 years; George B. Lake, 5 years; *Associates*; all elected by the people, and salary of each \$2,500. Clerk, Guy A. Brown.

Judges are elected for six years. The above represent unexpired terms.

Amount of State Debt Nov. 30th, 1879, \$499,267.35, drawing 8 per cent interest.

Amount in Sinking Fund, \$41,421.86.

State Receipts for two years ending Nov. 30th, 1878, \$1,908,337.40.

State Expenditures for two years, \$1,772,209.09.

Amount raised by taxation in 1878, \$459,206.65.

Amount of taxable property as assessed: Real, \$47,391,781; personal, \$27,968,018. Rate of State Tax, 6 mills on the dollar.

STATE OF NEVADA.

STATE OFFICERS.	NAME.	Term Began.	Term Ends.	Salary.
Governor.....	John H. Kinkead....	Jan. 6, 1879.	Jan. 1, 1883.	\$6,000
Lieut.-Governor.....	J. W. Adams.....	"	"	3,600
Secretary of State.....	Jasper Babcock.....	"	"	3,600
Treasurer.....	L. L. Crockett....	"	"	3,600
Comptroller.....	J. F. Hallock.....	"	"	3,600
Adjutant-General.....	Lt.-Gov., <i>ex officio</i> ..	"	"	"
Supt. of Pub. Instruct'n	D. R. Sessions.....	Jan. 6, 1879.	Jan. 1, 1883.	2,500
Attorney-General... ..	M. A. Murphy.....	"	"	3,600
Surveyor-General.....	A. J. Hatch.....	"	"	3,600
State Librarian.....	Lt.-Gov., <i>ex officio</i> ..	"	"	1,500

STATE OF NEVADA—(Continued).

JUDICIARY, SUPREME COURT.—W. H. Beatty, *Chief-Justice*; 2 years. O. R. Leonard, 4 years; Thomas P. Hawley, 6 years; *Associate Judges*. Salary of each, \$7,000. Elected by the people. C. F. Bicknell, *Clerk Supreme Court*, 4 years. Salary, \$3,600.

Amount of State Debt Jan. 1, 1879: Funded, \$557,017, at 9½ per cent.; unfunded, \$88,625; amount in sinking fund at 6 per cent., \$250,000; cash in Treasury, Jan. 1, 1879, \$668,064.

State Receipts for year ending Jan. 1, 1879, \$604,166.47.

State Expenditures for last year, \$361,992.15.

Amount raised by taxation last year, \$252,404. Rate of State Tax, 90 cents on \$100.

STATE OF NEW HAMPSHIRE.

STATE OFFICERS.	NAME.	Term Began.	Term Ends.	Salary.
Governor.....	Natt Head.....	June 4, 1879	June 1, 1881	\$1,000
Lieut.-Governor.....	None.....			
Secretary of State.....	A. B. Thompson....	June 4, 1879	June 1, 1881	800
Treasurer.....	Solon A. Carter....	"	"	1,800
Adjutant-General.....	A. D. Ayling.....	July 15, 1879		1,000
Supt. of Pub. Instruct'n	Chas. A. Downs....	July 8, 1878	July 7, 1880	1,200
Attorney-General.....	Mason W. Tappan..	July 25, 1876	July 24, 1881	2,200
Sec. B'd of Agriculture.	James O. Adams...			1,000
State Librarian.....	W. H. Kimball....			800

JUDICIARY, SUPREME COURT.—Charles Doe, *Chief-Justice*; salary, \$2,400. Clinton W. Stanley, William L. Foster, George A. Bingham, William H. Allen, Isaac W. Smith, Lewis W. Clark, *Associate Judges*. Appointed by Governor and Council. Term of office, until 70 years of age. Salary, \$2,200 each.

Amount of State Debt June 1, 1879: Funded, \$3,459,100, interest at 6 per cent.; unfunded debt, \$179,503, interest at 5 per cent.; trust funds, \$63,408.24, interest at 6 per cent.

\$2,206,100 of the funded debt was on account of an issue of that amount of bonds to reimburse the towns for their municipal war expenditures, and the bonds are designated "Municipal War Loan."

State Receipts for year ending June 1, 1879, \$525,844.43.

State Expenditures for year ending June 1, 1879, \$569,205.26.

Amount raised by taxation last year, \$400,000.

Amount of taxable property as assessed: Real and personal, \$200,000,000.

Rate of State Tax, year ending April 1, 1879, 20 c. on each \$100 for State purposes.

Average rate for all purposes, including State, county, town, highway and school taxes, \$1.72 on \$100.

STATE OF NEW JERSEY.

STATE OFFICERS.	NAME.	Term began.	Term ends.	Salary.
Governor.....	Geo. B. McClellan..	3d Tu. Jan. '78	3d Mo. Jan. '81	\$5,000
Lieutenant-Governor....	None.			
Secretary of State.....	Henry C. Kelsey...	April 6, 1876	April 6, 1881	Fees.
Treasurer.....	George M. Wright..	Mar. 4, 1879	Mar. 4, 1882	\$4,000
Comptroller.....	Robt. F. Stockton..	April 6, 1877	April 6, 1880	4,000
Adjutant-General.....	Wm. S. Stryker....			1,200
Supt. of Pub. Instruct'n.	E. A. Apgar.....			3,000
Attorney-General.....	John P. Stockton..	April 5, 1877	April 5, 1882	1,500
State Librarian.....	Jas. S. McDanolds..	Jan. 27, 1879	Jan. 27, 1884	1,500

JUDICIARY, SUPREME COURT.—Mercer Beasley, *Chief-Justice*; appointed by the Governor and confirmed by the Senate; term, 7 years; salary, \$5,200. V. Dalrimple, David A. Depue, Jonathan Dixon, M. M. Knapp, Alfred Reed, Edward W. Scudder, Bennet Van Syckel, George S. Woodhull, *Associates*; appointed by the Governor and confirmed by the Senate; salary of each, \$5,000. Term, 7 years. Clerk, Benjamin F. Lee. Chancellor, Theodore Runyon.

Amount of State Debt, Oct. 31st, 1878: War bonds, exempt, \$1,602,900; taxable, \$593,400. Total, \$2,196,300, bearing 6 per cent. interest. The debt is payable \$100,000 each year. Amount in Sinking Fund, \$1,458,852.34.

State Receipts for year ending Oct. 31st, 1878, \$1,741,233.50.

State Expenditures for year, \$1,723,480.72.

Amount raised by taxation last year: Paid, \$819,999.81; unpaid, \$75,250.75. Total, \$895,250.36. Rate of State Tax, 2½ mills on the dollar.

STATE OF NEW YORK.

STATE OFFICERS.	NAME.	Term began.	Term ends.	Salary.
Governor.....	Alonzo B. Cornell..	Jan. 1, 1880	Dec. 31, 1881	\$10,000 & house.
Lieutenant-Governor...	Geo. G. Hoskins...	"	"	5,000
Secretary of State.....	Joseph B. Carr....	"	"	5,000
Treasurer.....	Nathan D. Wendell	"	"	5,000
Comptroller.....	Jas. W. Wadsworth	"	"	6,000
Attorney-General.....	Hamilton Ward...	"	"	5,000
Supt. of Pub. Instruct'n	Neil Gilmour.....	April 4, 1877	April 4, 1880	5,000
Adjutant-General.....	2,500
State Librarian.....	Henry A. Homes..

JUDICIARY, COURT OF APPEALS.—Sanford E. Church, *Chief-Justice*; term of office, 14 years; elected by the people; salary, \$7,000. Charles Andrews, William F. Allen, Robert Earl, Geo. F. Danforth, Charles A. Rapallo, Charles J. Folger, *Associates*; term, 14 years; elected by the people; salary of each, \$7,000.

Amount of State Debt, Oct. 1st, 1878, \$9,154,054.87; all being canal debt, bearing 6 per cent. gold interest, and redeemable 1883 to 1893. Amount in Sinking Fund, \$1,023,328.18.

State Receipts for year ending Sept. 30th, 1878, \$12,404,505.

State Expenditures same year, \$13,870,056.

Amount raised by taxation last year, \$5,323,149.

Amount of taxable property as assessed: Real, \$2,376,252,178; personal, \$379,488,140. Rate of State tax, $2\frac{1}{10}$ mills on the dollar.

The amount of county, town and city debts in the State of New York in 1876 was \$244,079,859; in 1870 it was \$127,399,090.

STATE OF NORTH CAROLINA.

STATE OFFICERS.	NAME.	Term began.	Term ends.	Salary.
Governor.....	Thomas J. Jarvis. ¹	Jan. 1, 1877	Jan. 1, 1881	\$3,000
Lieutenant-Governor...	J. L. Robinson, act'g	"	"
Secretary of State.....	Wm. L. Saunders..	"	"	2,000
Treasurer.....	J. M. Worth.....	"	"	3,000
Auditor.....	Samuel L. Love...	"	"	1,500
Adjutant-General.....	Johnston T. Jones.	"	"	300
Supt. of Pub. Instruct'n	J. C. Scarborough.	"	"	1,500
Attorney-General.....	Thos. S. Kenan....	"	"	1,000
Com'r of Agriculture...	A. A. Polk.....	"	"
Commissioner of Lands.
State Librarian.....	Sherw'd Haywood.	"	"	750

¹ Governor Vance was elected U. S. Senator in Jan., 1879, for six years from March 4, 1879. Lieut.-Gov. Jarvis succeeds to the office of Governor.

JUDICIARY, SUPREME COURT.—W. N. H. Smith, *Chief-Justice*; Thos. S. Ashe, James H. Dillard, *Associate Justices*. Term, 8 years. Elected by the people. Salary, \$2,500 each. Clerk, William H. Bagley.

Amount of State Debt, Oct. 1, 1878: Principal, \$16,960,045; Interest unpaid, \$10,160,183; total, \$27,120,228, exclusive of unacknowledged "special tax bonds," amount \$11,407,000.

By Funding law of Feb., 1879, about \$12,000,000 of the debt was recognized as valid, and ante-war bonds funded at 40 per cent of face values, while new RR. bonds were scaled at 25 per cent, and funding bonds of 1866 and 1868 at 15 per cent. All the new bonds run 30 years, at 4 per cent, the first coupon of 2 per cent being payable in Jan., 1881.

State Receipts for year ending Oct. 1, 1879, \$552,839.

State Expenditures for year, \$577,658.

Amount raised by Taxation, 1877, \$533,635.55.

Amount of Taxable Property, as assessed: Real, \$91,679,834; personal, \$51,238,268.

Rate of State Tax, $32\frac{1}{2}$ cents on \$100.

STATE OFFICERS.	NAME.	Term of Office	Term began.	Term ends.	Salary.
Governor.....	Henry M. Hoyt...	4 yrs.	Jan. 21, 1879	Jan. 16, 1883	\$10,000
Lieutenant-Governor...	Charles W. Stone.	"	"	"	3,000
Secretary of State.....	Matthew S. Quay.		Pleasure of Governor.		4,000
Treasurer.....	Amos C. Noyes...	2 yrs.	May 6, 1878	May 3, 1880	5,000
Auditor-General.....	Wm. P. Schell....	3 yrs.	May 7, 1878	May 3, 1881	3,000
Adjutant-General.....	James W. Latta..	"	June 1, 1879	June 1, 1882	2,500
Supt. Public Instruction and Soldiers' Orphans	J. P. Wickersham	4 yrs.	May 5, 1876	May 5, 1880	2,500
Attorney-General.....	Henry W. Palmer		Pleasure of Governor.		3,500
Sec'y Bd. Agriculture..	Thomas J. Edge..		Elected by Board.		1,500
State Librarian.....	C. L. Ehrenfeld..	3 yrs.	Feb. 4, 1878	Feb. 7, 1881	1,800
Sec'y of Internal Affairs	Aaron K. Dunkel.	4 yrs.	May 6, 1879	May 5, 1883	3,000

JUDICIARY, SUPREME COURT.—George Sharswood, 15 years from 1st Monday of Dec., 1867; Ulysses Mercur, 15 years from 1st Monday of Dec., 1872; Isaac P. Gordon, 15 years from 1st Monday of Dec., 1873; Edward M. Paxson, 21 years from 1st Monday of Jan., 1875; Henry Green (appointed by Governor in 1879 *ad interim*); John Trunkey, 21 years from 1st Monday of Jan., 1878; James P. Sterrett, 21 years from 1st Monday of Jan., 1879. Elected by the people. Salary, \$7,000 each.

Amount of State Debt, Dec. 1, 1878: Funded, \$21,875,621; unfunded, \$113,882.73.

Of the funded debt, \$13,097,730 drew 6 per cent interest, and \$9,645,202 5 per cent.

The State held, Dec. 1, 1878, in stocks of incorporated companies, \$7,546,269; in sinking fund, \$958,631.

State Receipts for year ending Dec. 1, 1878, \$3,957,882 (exclusive of loans).

State Expenditures for year, \$4,362,171 (exclusive of sinking fund).

Amount raised by Taxation last year, \$6,092,001, from all sources.

Amount of Taxable Property, as assessed: Real estate not taxed; personal, \$159,382,242.

Rate of State Tax, 30 cents on \$100.

No tax is levied in Pennsylvania on real estate for State purposes. The tax on personal property, at the very low valuation current, produced only \$574,017 in 1877, out of total tax receipts of over \$6,000,000. Most of the large revenues of the State are derived from taxes on corporations. Witness the following: Tax on corporation stock in 1877, \$2,086,309; tax on foreign insurance companies, \$500,887; tax on coal companies, \$482,845; tax on bank stock, \$394,278; commutation of tonnage tax, \$460,000; collateral inheritance tax, \$378,029; license taxes, \$884,350; tax on writs, wills, and deeds, \$179,103; tax on net earnings or income \$45,626.

STATE OF RHODE ISLAND.

STATE OFFICERS.	NAME.	Term of Office.	Term Began.	Term Ends.	Salary.
Governor.....	Chas. C. VanZandt	1 yr.	May 27, 1879	May 25, 1880	\$1,000
Lieutenant-Governor...	Albert C. Howard.	"	"	"	500
Secretary of State.....	J. M. Addeman..	"	"	"	2,500
General Treasurer.....	Samuel Clark....	"	"	"	2,000
State Audt'r & Ins. Com.	Joel M. Spencer..	"	"	"	1,500
Adjutant-General.....	C. H. Barney.....		April 10, 1879	Ap'l 10, 1884	1,000
Com'r Public Schools..	T. B. Stockwell..	Elect	ed by Board	Education.	600
Attorney-General.....	Willard Sayles....	1 yr.	May 27, 1879	May 25, 1880	2,500
State Librarian.....	J. M. Addeman,	<i>ex officio.</i>			2,500

JUDICIARY, SUPREME COURT.—Thomas Durfee, *Chief-Justice*; Walter S. Burgess, Elisha R. Potter, Charles Matteson, John H. Stiness, *Associate Justices*. Salary of Chief-Justice, \$4,500; Associate Justices, \$4,000 each. Term, practically for life; elected by the General Assembly. "Each Judge shall hold his office until his place be declared vacant by a resolution of the General Assembly to that effect." (Const. of Rhode Island, Art. x., Sec. 4.)

Amount of State Debt Sept. 2d, 1879, \$2,534,500 funded; interest, 6 per cent.; unfunded debt, none; amount in Sinking Fund, \$720,013.44.

State Receipts for year ending April 30th, 1878, \$832,980.19.

State Expenditures for last year, \$994,533.91.

Amount raised by Taxation last year, \$492,360.17.

Amount of taxable property as assessed by the city and towns: real, \$188,655,569; personal, \$67,397,249.

Rate of State tax, 12 cents on each \$100.

STATE OFFICERS.	NAME.	Term began.	Term ends.	Salary.
Governor.....	Charles Foster.....	Jan. 12, 1880	Jan. 9, 1882	\$4,000
Lieutenant-Governor....	A. Hickenlooper....			800
Secretary of State.....	Milton Barnes.....	Jan. 13, 1879	Jan. 10, 1881	2,000
Treasurer.....	Joseph Turney.....	Jan. 12, 1880	Jan. 9, 1882	3,000
Auditor.....	John F. Oglevie....		Jan. —, 1884	3,000
Adjutant-General.....			
State Commissioner of Common Schools.....	James J. Burns....	Jan. 14, 1878	Jan. 10, 1882	2,000
Attorney-General.....	George K. Nash....	Jan. 12, 1880	Jan. 14, 1884	1,500
Sec. Bd. of Agriculture..	Vacancy.			
State Librarian.....	M. V. Kerr.....	Mar. 27, 1879	Mar. 2, 1881	1,500

JUDICIARY, SUPREME COURT.—William White, *Chief-Justice*; term, 5 years; elected by the people; salary, \$3,000. George W. McIlvaine, W. W. Johnson, W. W. Boynton, John W. Okey, *Associates*; term of each, 5 years; elected by the people; salary, \$3,000. Clerk, Richard J. Fanning.

Amount of State Debt, funded, Nov. 15th, 1878, \$6,476,905, viz.: loan, payable after June 30th, 1881, 6 per cent, \$4,072,640; loan, payable after Dec. 31st, 1886, 6 per cent, \$2,400,000; small loans, not bearing interest, \$4,165. Total, \$6,476,905.

Amount in Sinking Fund, \$424,120.

State Receipts for year ending Nov. 15th, 1878, \$5,581,538.

State Expenditures for year, \$5,649,853.

Amount raised by taxation in 1879, \$4,496,376.

Amount of taxable property as assessed: Real, \$1,091,116,952; personal, \$461,460,552. Rate of State tax per cent, 2.9 mills on \$1.

Besides the State tax there were levied in 1879: Total county taxes, \$6,429,629; total township, school, city and town taxes, \$15,398,441.

A State law requires all local debts of counties, cities, townships, etc., to be reported and published annually. The report of the State Auditor shows the following: Total debts of Ohio counties in 1878, \$3,169,517; total debt of cities in 1878, \$35,799,852; total debts of incorporated villages in 1878, \$917,418; total debts of townships, \$160,956; total debts of school districts, \$1,158,098. Total local debts, \$41,205,841.

The tax on dogs was levied on 184,085 animals, valued at \$9,474,021. Horses to the number of 740,200 were valued at \$36,771,500; cattle, 1,568,878, valued at \$25,794,802; sheep, \$8,578,123; hogs, \$5,464,465.

STATE OF OREGON.

STATE OFFICERS.	NAME.	Term began.	Term ends.	Salary.
Governor.....	W. W. Thayer.....	Sept. 11, 1878	Sept. 13, 1882	\$1,500
Lieutenant-Governor... ..	None.			
Secretary of State, Au- ditor, and Comptroller	R. P. Earhart.....	“	“	1,500
Treasurer	Edward Hirsch.....	“	“	800
Supt. of Pub. Instruct'n.	L. J. Powell.....	“	“	1,500
Commissioners of Lands	Board composed of Gov'r, Sec. and Treas. of State ..			
State Librarian.....	X. N. Stuves.....	Oct. 19, 1878	Oct. 19, 1880	500

JUDICIARY, SUPREME COURT.—James K. Kelly, *Chief-Justice*; term, 6 years; elected by popular vote; salary, \$5,000. Reuben P. Boise, P. P. Prim, *Associates*; term of each, 6 years; also elected by popular vote; salary of each, \$5,000. Clerk, P. H. D'Arcy.

STATE CIRCUIT COURT.—C. B. Bellinger, J. F. Watson, H. K. Hanna, L. L. McArthur, Ben. F. Harding, *Judyes*; term of each, 6 years; all elected by popular vote; salary, \$2,000.

Amount of State Debt on Jan. 1, 1879, \$651,595.48, viz.: Modoc War Bonds, 7 per cent, \$132,858.76; Lock Bonds, 7 per cent, \$160,000; Soldiers' Bounty and Relief Bonds, 7 per cent, \$27,161; Warrants drawing 10 per cent interest, \$331,575. Total, \$651,595.48.

State Receipts for two years ending Sept. 9th, 1878, \$892,456.45.

State Expenditures for last two years, \$779,560.81.

Amount raised by taxation in 1878, \$323,683.20.

Amount of taxable property, as assessed: Real and personal, \$41,436,086.

Rate of State Tax, 7 mills on the dollar.

STATE OF SOUTH CAROLINA.

STATE OFFICERS.	NAME.	Term began.	Term ends.	Salary.
Governor.....	W. D. Simpson....	In Dec., 1878	In Dec., 1880	\$3,500
Lieutenant-Governor....	"	"	1,000
Secretary of State.....	R. M. Sims.....	"	"	2,100
Treasurer.....	S. L. Leaphart.....	"	"	2,100
Comptroller-General....	Johnson Hagood....	"	"	2,100
Attorney-General.....	Leroy F. Youmans..	"	"	2,100
Supt. of Pub. Education.	H. S. Thompson....	"	"	2,100
Adj. and Inspector-Gen.	E. W. Moise	"	"	1,500
State Librarian.....	A. Feininger.....	"	"	625

JUDICIARY, SUPREME COURT.—A. J. Willard, *Chief-Justice*; term, 6 years; salary, \$4,000. Henry McIver, A. C. Haskell, *Associates*; term, 6 years; elected by the Legislature; salary of each, \$3,500. *Circuit Court Judges*—B. C. Pressley, First Circuit; A. P. Aldrich, Second; T. B. Fraser, Third; J. H. Hudson, Fourth; J. B. Kershaw, Fifth; T. J. Mackey, Sixth; W. H. Wallace, Seventh; Thomas Thomson, Eighth. Term, four years; elected by the Legislature; salary of each, \$3,500.

Amount of State Debt on October 31st, 1878: Funded, \$5,130,965.99.

Unfunded, \$1,406,729.85, principal, not including guarantees, etc. There is interest due on this unfunded debt, an average of 2½ years, at 6 per cent., 5 per cent. and 7 per cent., amounting to about \$200,000.

By exchange of the old bonds of the State for new ones, by funding act of 1873, on the basis of sealing the debt at 50 cents on the dollar, there had been converted, up to Nov. 1st, 1878, the sum of \$5,130,966, at the new valuation. During last year there was exchanged for consolidation bonds \$1,467,351, for which \$734,675.55 in new bonds were issued. The whole funded debt draws 6 per cent. interest.

State Receipts for year ending Oct. 31st, 1878, \$811,940.66.

State Expenditures for last year, 621,774.20.

Amount raised by taxation last year, \$715,982.08.

Amount of taxable property as assessed. Real, \$85,633,873; personal, \$40,083,341; also railroad property, not embraced above, amounting to \$6,520,772; making an aggregate of taxable property as assessed of \$132,237,986.

Rate of State Tax, 4½ mills on \$1.

Gov. Hampton was elected U. S. Senator for six years from March 4, 1879, and Lieut.-Gov. Simpson succeeded to the Governorship.

STATE OF TENNESSEE.

STATE OFFICERS.	NAME.	Term began.	Term ends.	Salary.
Governor.....	Albert S. Marks...	Jan. 15, 1879	Jan. 15, 1881	\$4,000
Secretary of State.....	Chas. N. Gibbs....	Jan. 15, 1877	"	1,800
Treasurer, and <i>ex-off.</i> In-	and fees.
surance Commissioner.	M. T. Polk.....	"	" 1879	2,750
Comptroller.....	James L. Gaines..	"	" 1879	2,700
Attorney-General.....	B. J. Lea.....	Sept. 1, 1878	Sept. 1, 1886	3,000
Supt. of Pub. Instruct'n.	Leon Trousdale....	Mar. 25, 1879	Mar. 25, 1881	1,995
Adjutant-General.....	W. W. Estell.....	Jan. 15, 1879	Jan. 15, 1881	1,200
Com'ner of Agriculture,
Statistics, and Mines..	J. B. Killebrew....	Mar. 25, 1879	Mar. 25, 1881	3,000
Register of Lands..	James Glover.....	"	"	Fees.
State Librarian.....	Mrs. Hatlen.....	Jan. 15, 1879	Jan. 15, 1881	1,000

JUDICIARY, SUPREME COURT.—J. W. Deaderick, *Chief-Justice*. W. F. Cooper, T. W. Freeman, Robert McFarland, Peter Turney, *Associates*; term of office for each, 8 years; all are elected by the people; salary of each, \$4,000.

Amount of State Debt, Jan. 1st, 1879, \$20,221,300, funded and registered.

Unfunded Debt (unpaid interest), \$4,201,902.50.

General Statement of State bonds: Total amount issued, \$49,173,316.66. Now outstanding as liability against the State: Registered (Act of 1873), \$14,665,000, 6 per cent; \$292,300, 5 per cent; not required to be registered, \$397,000, 6 per cent; funding bonds (1873), 4,867,000, 6 per cent.

State Receipts for year ending Dec. 19th, 1878, \$626,528.84.

State Expenditures for last year, \$704,919.74.

Amount raised by taxation last year, including tax on privileges, etc., \$626,528.84

Amount of taxable property as assessed: Real, \$202,340,815; personal, \$20,871,338. Rate of State Tax, 10 cents per \$100.

STATE OF TEXAS.

STATE OFFICERS.	NAME.	Term began.	Term ends.	Salary.
Governor.....	Oran M. Roberts....	Jan. 16, 1879	Jan. 11, 1881	\$4,000
Lieutenant-Governor...	Joseph D. Sayers...	"	"
Secretary of State.....	J. D. Templeton...	Appointed by	Governor....	2,000
Treasurer.....	Frank R. Lubbock.	Jan. 16, 1879	Jan. 11, 1881	2,500
Comptroller.....	Stephen H. Darden.	"	"	2,500
Attorney-General.....	George McCormick.	"	"	2,000
Adjutant-General.....	John B. Jones.....	"	"	2,000
Com'r of Land Office...	W. C. Walsh.....	Jan. 16, 1879	Jan. 11, 1881	2,500
State Libr'n and Com'r of Insurance, Statis- tics, and History.....	V. O. King.....	2,000

JUDICIARY, SUPREME COURT.—George F. Moore, *Chief-Justice*; Robert S. Gould, M. H. Bonner, *Associate-Justices*. Term, 4 years. Elected by the people. Salary, \$3,500 each.

Amount of State Debt, Sept. 1, 1878, \$5,073,861, in State bonds, bearing 6 and 7 per cent. interest; except loan of April 21, 1874, which draws 10 per cent. interest.

State Receipts for year 1877, \$1,962,914.

State Expenditures for year, \$1,759,879.

Amount raised by Taxation, \$1,396,170.

Amount of Taxable Property, as assessed, 1878: Real and personal, \$303,202,-424. Rate of State Tax, 5 mills on each dollar.

In addition to the tax of one half of one per cent on property, there was levied a poll tax of \$2 on every male between 21 and 60 years, one half of which, together with the fourth of the *ad valorem* tax, is expended for school purposes.

The State has further laid the foundation for an ample school fund, by devoting to that object all the alternate sections of land reserved out of its heavy railroad grants, and also one half the public domain of the State, with all money that may come to the State from the sale of such moiety.

The public domain of Texas (which alone of all the States retained control and ownership of its public lands upon admission to the Union) still embraces more than 67,000,000 acres, or a territory larger than the entire surface of any State in the Union, except California and Nevada. The annual immigration into Texas is reckoned at 200,000 in the Governor's message for 1879. The present population is variously estimated at from 1,200,000 to 2,000,000, in the absence of a census. The aggregate vote at the State election of 1878 was 240,812.

STATE OF VERMONT.

STATE OFFICERS.	NAME.	Term Began.	Term Ends.	Salary.
Governor.....	Redfield Proctor....	Oct. 4, 1878.	Oct. 5, 1880.	\$1,000
Lieut.-Governor.....	Eben P. Colton.....	"	"	\$6 per diem.
Secretary of State.....	George Nichols.....	Elected by	Legislature.	1,700
Treasurer.....	John A. Page.....	Oct. 4, 1878.	Oct. 5, 1880.	1,700
Auditor.....	E. Henry Powell....	Elected by	Legislature.	1,400
Adjutant-General.....	James S. Peck.....	Dec. 1, 1878.	Dec. 1, 1880.	750
Supt. of Education ...	Edward Conant.....	"	"	1,500
Supt. of Agriculture...	John B. Mead.....	"	"	1,400
State Librarian.....	Hiram A. Huse.....	At pleasure of	the Trustees.	1,300

JUDICIARY, SUPREME COURT.—John Pierpont, *Chief-Justice*. *Assistants*—Jas. Barrett, First; Homer E. Royce, Second; Timo. P. Redfield, Third; Jonathan Ross, Fourth; H. Henry Powers, Fifth; Walter C. Dunton, Sixth. Elected by the Legislature for two years from Dec. 1st, 1878. Salary, \$2,500 each.

Amount of State Debt Aug. 1st, 1879: Funded, \$139,500; unfunded, none.

Rate of Interest, 6 per cent.

State receipts for year ending Aug. 1st, 1879, \$688,079.39.

State expenditures year ending Aug. 1st, 1879, \$619,328.61.

Amount raised by Taxation last year, \$292,227.74.

Amount of taxable property as assessed: Real, \$70,849,386; personal, \$16,845,123.

Rate of State Tax, 30 cents per \$100.

STATE OF VIRGINIA.

STATE OFFICERS.	NAME.	Term began.	Term ends.	Salary.
Governor.....	F. W. M. Holliday.	Jan. 1, 1878	Jan. 1, 1882	\$5,000
Lieutenant-Governor...	James A. Walker..	"	"	900
Secretary of State.....	T. T. Fauntleroy...	Jan. 1, 1880	"	2,500
Treasurer.....	Corbin M. Reynolds	"	"	2,000
Anditor.....	John E. Massey ...	"	"	3,000
Second Auditor.....	Horace H. Dyson..	"	"	2,000
Attorney-General.....	Jas. G. Field.....	Jan. 1, 1878	Jan. 1, 1882	3,500
Supt. of Pub. Instruet'n	Wm. H. Ruffner...	Mar. 15, 1874	2,000
Adjt.-General <i>ad int.</i>	100
Com'r of Agriculture...	Thomas Pollard...	July 1, 1877	1,500
Register of Land Office.	J.W.Broekenborough	1,300
State Librarian.....	Sec. of State, <i>ex-off.</i>

JUDICIARY, SUPREME COURT.—R. C. L. Moncure, *President of Court*; Joseph Christian, Walter R. Staples, Francis T. Anderson, Ed. C. Burks, *Judges*. Elected by the Legislature for twelve years. Salary, President of Court, \$3,250; Judges, \$3,000 each.

Amount of State Debt, Dec. 1, 1878, \$29,350,826.

State Receipts for year ending Oct. 1, 1878, \$3,020,139.81.

State Expenditures for year, \$2,997,967.09.

Amount raised by Taxation, \$2,500,000.

Amount of Taxable Property, as assessed, 1878: Real, \$242,701,503; personal, \$73,984,368.

Rate of State Tax, 50 cents on \$100.

Besides the tax on property, Virginia has a capitation tax of \$1, producing \$285,815, on the supposition that it is all collected; a tax on incomes of one per cent yielding, on \$3,457,715 (the incomes assessed), say \$34,557; a tax on banks, railroads, insurance companies, etc., paying \$120,000; and a license or liquor tax, yielding about \$600,000. The latter tax has become somewhat famous as the Moffett "bell-punch" tax on liquor consumed, the tax being 2½ cents on each glass of ardent spirits, and half a cent on malt liquors. This is in addition to a specific license tax of \$150 to each vendor of liquors.

The funding act of 1879 funds the debt (less West Virginia's reputed share of ¼) into new 10-40 year bonds, at 3 per cent interest for 10 years, then 4 per cent for 20 years, and 5 per cent for final 10 years.

STATE OF WEST VIRGINIA.

STATE OFFICERS.	NAME.	Term of office.	Term began.	Term ends.	Salary.
Governor.....	H. M. Mathews....	4 yrs.	Mar. 4, 1877	Mar. 4, 1881	\$2,700
Lieut.-Governor....	None.				
Secretary of State..	Sobieski Brady....	"	"	"	1,000
Treasurer.....	Thos. J. West.....	"	"	"	& fees.
Auditor.....	Joseph S. Miller ..	"	"	"	1,400
Adjutant-General...	E. L. Wood.....	"	"	"	2,000
Supt. of Pub. Inst'n	Wm. K. Pendleton	"	"	"
Attorney-General...	Robt. White.....	"	"	"	1,500
State Librarian....	E. L. Wood.....	(<i>ex off.</i> Adj.-Gen.)			1,300
					95c

JUDICIARY, SUPREME COURT.—Thomas C. Green, *Presiding Judge*; C. P. T. Moore, Okey Johnson, A. F. Haymond, *Judges*. Elected by the people for 12 years. Salary, \$2,250 each. Clerk, O. S. Long.

West Virginia has no debt (unless the share of that State in the *ante-bellum* State debt of Virginia is reckoned such), the State Constitution having prohibited the creation of any debt by the Legislature, except in an emergency like rebellion or invasion. After the admission of the State in 1863, Virginia claimed that one third of her State debt of \$45,000,000 should be paid by West Virginia, and left out \$15,239,371 in the adjustment of her debt. West Virginia claims that a very much smaller sum is her share, and the matter remains unadjusted.

State Receipts for year ending Sept. 30th, 1878, \$693,276.29.

State Expenditures for year ending Sept. 20th, 1878, \$572,343.75.

Amount of taxable property as assessed: Real, \$95,079,808; personal, \$33,480,119. Rate of State Tax, 30 cents per \$100.

STATE OF WISCONSIN.

STATE OFFICERS.	NAME.	Term Began.	Term Ends.	Salary.
Governor.....	Wm. E. Smith.....	Jan. 5, 1880	Jan. 2, 1882	\$5,000
Lieut.-Governor.....	J. M. Bingham.....	"	"	1,000
Secretary of State.....	Hans B. Warner.....	"	"	5,000
Treasurer.....	Richard Guenther...	"	"	5,000
Adjutant-General.....	Ed. E. Bryant.....	Appointed by	Governor.
Supt. of Pub. Instruct'n	W. C. Whitford.....	Jan. 5, 1880	Jan. 2, 1882	1,200
Attorney-General.....	Alex. Wilson.....	"	"	3,000
Sec. B'd of Agriculture.	Geo. E. Bryant.....	Elected by	the Society.	2,000
Commissioners of Lands	Sec. of State, State			
	Treas., and Att'y			
	General, ex officio.	Jan. 5, 1880	Jan. 2, 1882
State Librarian.....	John R. Berryman ..	Appointed by	Governor.	1,500

JUDICIARY, SUPREME COURT.—E. G. Ryan, *Chief-Justice*, 6 years; term ends Jan. 1, 1882; Orsamus Cole, 6 years; term ends Jan. 1, 1880; William P. Lyon, 6 years; term ends Jan. 1, 1884; Harlow S. Orton, 10 years, term ends Jan. 1, 1888; David Taylor, 10 years; term ends Jan. 1, 1886; *Associate Justices*. Elected by the people. Salary of each, \$5,000. Clerk, Clarence Kellogg.

Amount of State Debt, Sept. 30, 1879, \$2,252,057; interest, 7 per cent.

In addition to this, the debts of counties, cities, towns, villages and school districts in Wisconsin, as reported by the State Secretary in October, 1878, amounted to \$9,831,138.

State Receipts for year ending Sept. 30, 1879, \$1,249,338.02.

State Expenditures for last year, \$1,055,112.51.

Amount raised by taxation last year, \$681,619.91.

Amount of taxable property as assessed: Real, \$322,470,945; personal, \$90,631,981. Rate of State Tax, $1\frac{65}{100}$ mills on each dollar of valuation.

The State Tax amounts to only about one ninth of the whole taxes paid by the people.

The total tax levied in the State in 1876 was \$8,097,435, amounting to \$2.22 on each \$100 of assessed valuation, and apportioned as follows:

State Tax, \$788,942; county tax, \$1,436,849; town tax, \$3,220,417; school tax, \$1,617,689; road tax, \$1,033,538.

TERRITORY OF ARIZONA—No returns.

TERRITORY OF MONTANA.

OFFICERS.	NAME.	Term began.	Term ends.	Salary.
Governor.....	Benjamin F. Potts.	July 13, 1878	July 13, 1882	\$2,600
Secretary.....	James H. Mills....	Nov. 8, 1877	Nov. 8, 1881	1,800
Treasurer.....	D. H. Weston.....	Feb. 16, 1879	Feb. 16, 1881	1,500
Auditor.....	J. P. Woolman....	Feb. 21, 1879	Feb. 21, 1881	1,500
Supt. of Pub. Instruct'n.	W. E. Smith.....	Feb. 20, 1879	Feb. 20, 1883	1,200
District-Attorney....	J. W. Andrews, Jr.	Feb. —, 1879	Feb. —, 1883	\$250 and fees.
State Librarian.....	Auditor <i>ex-officio</i> .			

JUDICIARY, SUPREME COURT.—D. S. Wade, *Chief-Justice*; term, 4 years from March 17, 1879; W. J. Galbraith, 4 years from December 12, 1878; Henry N. Blake, 4 years from January 12, 1876, *Associate Justices*; appointed by the President; salary of each, \$2,600.

Amount of Territorial Debt, Dec. 10th, 1879: Funded, \$67,000; unfunded, about \$35,500.

Territorial Bonds issued July 1st, 1876, redeemable after two years, and payable after seven years from their date, drawing 10 per cent interest, are being redeemed, and will all be called in the coming year and funded at 7 per ct. interest.

Amount in Sinking Fund, \$10,500.

Receipts for year ending Jan. 1st, 1880, \$64,619.87.

Expenditures for year, \$32,110.29.

Amount raised by taxation, Territorial, aside from county tax, \$61,952.69.

Rate of Tax for 1878, 3 mills on the dollar, and 40 per cent of licenses collected.

Amount of taxable property, as assessed: Real, \$2,905,999; personal, \$9,871,030.

TERRITORY OF NEW MEXICO.

OFFICERS.	NAME.	Term began.	Term ends.	Salary.
Governor.....	Lewis Wallace.....	Sept. 3, 1878	Sept. 3, 1882	\$2,600
Secretary	Wm. G. Ritch.	1,800
Treasurer.....	A. Ortez y Salazar..	Feb. —, 1878	Feb. —, 1880	1,000
Auditor.....	Trinidad Alarid....	“	“	1,000
Adjutant-General.....	Thomas S. Tucker..	“	“	250
Librarian.....	Aniceto Abeytia....	“	150

JUDICIARY, SUPREME COURT.—L. Bradford Prince, *Chief-Justice*; term, 4 years from December, 1878; Samuel C. Parks, 4 years from January 22, 1878, Warren Bristol, *Associates*; appointed by the President and Senate; salary, \$2,600.

TERRITORY OF UTAH.

OFFICERS.	NAME.	Term began.	Term ends.	Salary.
Governor.....	Geo. W. Emery	Dec. 16, 1875	Dec. 16, 1879	\$2,600
Secretary.....	Arthur L. Thomas..	1,800
Treasurer.....	James Jack.....	Aug. 5, 1878	Aug. 5, 1880	600
Auditor.....	N. W. Clayton.....	“	“	1,200
Supt. of Pub. Instruct'n.	John Taylor	Aug. 4, 1879	Aug. 1, 1881.	1,500
Sec. Bd. of Agriculture..	H. P. Folsom.....
Territorial Librarian	Nephi W. Clayton..	Feb. 22, 1878	Feb. 22, 1880	250

JUDICIARY, SUPREME COURT.—John A. Hunter, *Chief-Justice*; term, 4 years from April 20, 1876. Philip H. Emerson, 4 years from March 16, 1877, Jacob S. Boreman, 4 years from October 30, 1877, *Associates*; salary of each, \$2,600.

The taxable property in Utah was assessed at \$6,000,000, real and personal, for year ending Dec. 31st, 1878.

The rate of taxation was $\frac{6}{10}$ of 1 per cent.

Amount raised by taxation in 1878, \$80,000. Amount expended, \$40,000.

TERRITORY OF WASHINGTON.

OFFICERS.	NAME.	Term began.	Term ends.	Salary.
Governor.....	Elisha P. Ferry.....	April 26, 1876	April 26, 1880	\$2,600
Secretary	N. H. Owings.....	1,800
Treasurer.....	F. Tarbell.....	Jan. 14, 1880	Jan. 13, 1882	1,000
Auditor.....	S. M. Reed.....	“	“	1,000
Adjutant-General.....	A. Storch.....	Jan. 13, 1879	Jan. 13, 1881	—
Supt. of Pub. Instruct'n.	J. P. Juelson.....	Nov. —, 1878	Nov. —, 1880	600
Librarian.....	W. W. Newlin.....	Jan. 14, 1880	Jan. 14, 1882	500

JUDICIARY, SUPREME COURT.—Roger S. Green, *Chief-Justice*; term, 4 years from December, 1878; S. C. Wingard, John P. Hoyt, *Associates*; appointed by the President; salary of each, \$2,600.

TERRITORY OF WYOMING.

OFFICERS.	NAME.	Term began.	Term ends.	Salary.
Governor.....	John W. Hoyt ...	April 10, 1878	April 10, 1882	\$2,600
Secretary.....	George W. French..	1,800
Treasurer.....	Amasa R. Converse..
Auditor.....	Stephen W. Downey
Supt. of Pub. Instruct'n	John Slaughter.....

JUDICIARY, SUPREME COURT.—*Chief-Justice*, John B. Sever; term, 4 years from Dec. 11, 1879. *Associate Justices*, Jacob B. Blair, 4 years from Feb. 14, 1876; William Ware Peck, 4 years from Dec. 14, 1877. Salary, \$2,600 each.

Wyoming has no Territorial Debt. Rate of Tax, 1878, 3 mills on \$1.

TERRITORY OF DAKOTA.

OFFICERS.	NAME.	Term began.	Term ends.	Salary.
Governor	Wm. A. Howard ..	April 1, 1878.	April 1, 1882.	\$2,600
Secretary of Territory..	Geo. H. Hand.....	2,500
Treasurer	Wm. H. McVey....	300
Auditor.....	E. A. Sherman....	300
Supt. Public Instruction	W. H. H. Beadle..	600
Librarian.....	Secretary, <i>ex off</i>

JUDICIARY.—*Chief Justice*, Peter C. Shannon; *Associate Justices*, G. C. Moody, Jefferson P. Kidder, \$2,600 each. *District Attorney*, Hugh J. Campbell; Clerk, B. S. Williams.

Territorial debt, 1879, \$27,000, at 8 per cent interest.

TERRITORY OF IDAHO.

OFFICERS.	NAME.	Term began.	Term ends.	Salary.
Governor	Mason Brayman...	July 24, 1876.	July 24, 1880.	\$2,600
Secretary	R. A. Sidebotham.	1,800
Treasurer	John Huntoon....	1,000
Comptroller	Joseph Lerault....	1,500
Supt. Public Instruction	" <i>ex-offi</i>
Librarian... ..	Secretary, <i>ex-offi</i>

JUDICIARY.—*Chief Justice*, John T. Morgan, 4 years, from June 10, 1879. *Associate Justices*, Henry E. Prickett, Norman Buck, 4 years, from December 1, 1879. Salary of each, \$2,600. *District Attorney*, J. W. Cracraft; Clerk, Alonzo L. Richardson.

Territorial debt, December 20, 1878: Funded, \$70,144.92; unfunded, \$59,064.89; total, \$129,209.81.

Receipts for 1878, \$38,721.63; expenditures, \$37,215.08.

Valuation of taxable property, as assessed: Real, \$1,704,809; personal, \$2,815,991.

POPULATION OF STATES IN WHICH A CENSUS HAS BEEN TAKEN SINCE 1870.

STATES.	United States Census, 1870.	State Censuses.		Increase.	Per Cent Increase.
		Year.	Population.		
1 Iowa.....	1,194,020	1875	1,350,544	156,524	13
2 Kansas.....	364,399	1879	849,978	485,579	133
3 Louisiana.....	726,915	1879	857,039	130,124	18
4 Massachusetts.....	1,457,351	"	1,651,912	194,561	13
5 Michigan.....	1,184,059	1874	1,334,031	149,972	13
6 Minnesota.....	439,706	1875	597,407	157,701	36
7 Missouri.....	1,721,295	1876	2,085,537	364,242	21
8 Nebraska.....	122,993	1879	386,410	263,417	214
9 Nevada.....	42,491	1875	52,540	10,049	24
10 New Jersey	906,096	"	1,019,413	113,317	13
11 New York	4,382,759	"	4,705,208	322,449	7
12 Oregon.....	90,923	"	104,920	13,997	15
13 Rhode Island.....	217,353	"	258,239	40,886	19
14 South Carolina.....	705,606	"	923,447	217,841	31
15 Wisconsin.....	1,054,670	"	1,236,599	181,929	17
Total	14,610,636	17,413,224	2,802,588	

ALABAMA.—State Ticket.

COUNTIES, 67.	Gov., 1878.	Gov., 1876.		PRES., 1876.		COUNTIES, 67.	Gov., 1878.	Gov., 1876.		PRES., 1876.	
	Cobb. D.	Hous- ton. D.	Wood- ruff. R.	Tilden. D.	Hayes. R.		Cobb. D.	Hous- ton. D.	Wood- ruff. R.	Tilden. D.	Hayes. R.
Autauga....	819	774	1,221	804	1,576	Lauderdale..	1,336	1,495	1,023	1,720	1,044
Baldwin....	542	557	244	789	662	Lawrence...	1,444	1,609	1,586	1,659	1,484
Barbour....	2,335	3,270	171	3,594	162	Lee.....	1,314	2,087	942	2,885	1,105
Bibb.....	389	811	232	890	333	Limestone..	1,165	1,687	4,293	1,654	1,343
Blount.....	1,538	1,640	129	1,402	347	Lowndes....	1,021	1,090	3,491	1,309	4,152
Bullock....	858	2,919	592	1,567	959	Macon.....	1,869	1,493	881
Butler.....	1,215	1,873	935	1,956	1,005	Madison....	2,520	3,225	3,036	3,423	2,777
Calhoun....	2,634	2,062	296	2,040	421	Marengo... .	1,897	2,591	1,302	2,755	1,982
Chambers..	1,007	2,117	690	2,282	1,053	Marion.....	819	879	60	733	111
Cherokee... .	1,832	1,464	42	1,666	293	Marshall....	1,440	1,126	111	1,067	167
Chilton....	1,103	1,075	66	728	151	Mobile.....	2,385	5,138	3,071	5,230	4,272
Choctaw....	842	1,066	1,209	693	Monroe....	1,360	1,436	438	1,532	606
Clarke.....	1,056	1,042	214	1,406	1,120	Montgom'ry	4,153	2,315	4,694	2,381	6,259
Clay.....	841	1,142	201	1,188	186	Morgan....	1,698	1,359	597	1,432	773
Cleburne...	1,103	781	282	1,052	219	Perry.....	1,246	1,203	1,986	1,467	3,528
Coffee.....	868	686	18	835	25	Pickens....	1,277	2,007	70	2,158	48
Colbert....	1,825	1,357	1,080	1,582	778	Pike.....	2,115	1,934	322	2,111	464
Conecuh....	1,011	1,142	656	1,167	777	Randolph...	1,236	1,191	872	1,179	865
Coosa.....	946	1,330	741	1,349	733	Russell....	1,143	1,943	505	2,051	1,022
Covington..	588	731	820	31	Sanford....	1,191	92	1,201	198
Crenshaw... .	796	1,290	150	1,427	174	Shelby....	956	1,456	555	1,475	770
Cullman....	276	St. Clair... .	1,318	1,215	414	1,134	435
Dale.....	1,531	1,343	367	1,143	269	Sumter....	1,063	1,219	1,141	2,234	1,370
Dallas....	4,470	1,613	6,300	1,609	3,930	Talladega... .	1,344	1,942	1,571	2,014	1,309
*DeKalb....	1,310	1,009	373	*	*	Tallapoosa..	1,584	2,609	437	2,892	711
Elmore.....	1,333	1,401	1,153	1,399	1,249	Tuskaloosa..	1,482	1,920	716	2,184	988
Escambia... .	708	638	123	784	198	Walker....	694	837	653	709	505
Etowah....	898	1,336	310	1,198	273	Washington	656	500	553	96
Fayette....	1,117	925	135	935	267	Wilcox...	1,483	3,586	1,490	3,599
Franklin....	971	984	135	781	136	Winston... .	289	296	4.0	237	454
Geneva....	299	521	1,008	1,055	2,686	Total.....	89,571	99,255	55,582	102,002	68,230
Greene.....	709	382	1	408	2	Per cent....		64.10	35.90	59.97	40.03
Hale.....	1,763	2,220	1,467	2,177	2,388	Majority.....		43,673	33,772	
Henry.....	1,908	1,676	225	1,587	433	Total vote.....		154,837		170,232	
Jackson....	2,841	2,426	773	2,689	694						
Jefferson... .	2,123	1,845	368	2,102	689						
Lamar.....	1,252						

* Not canvassed.

Total vote for W. W. Screws, Democrat, for Secretary of State..... 87,673
 Total vote for Willis Brewer, Democrat, for Auditor..... 87,315
 Total vote for I. H. Vincent, Democrat, for Treasurer..... 88,231
 Total vote for H. C. Tompkins, Democrat, for Attorney-General..... 88,204

NOTE.—No Republican or opposition ticket was nominated in 1878.

The Legislature of 1878-9 contains 122 Democrats, 6 Ind. Democrats, 3 Republicans, and 2 National Greenback party.

ARIZONA TERRITORY.

Delegate in Congress.

1878.			1876.		
	Aggregate vote of the Territory.	Per cent.		Aggregate vote of the Territory.	Per cent.
John G. Campbell, D.	1,452	32.54	H. S. Stevens, Dem.	1,137	36.85
A. E. Davis, Gr.....	1,097	24.59	Hardy, Rep.....	1,062	32.97
H. S. Stevens, Dem..	1,090	24.43	Cury, Dem.....	972	30.17
K. S. Woolsey, I. D..	822	18.42			
Total vote.....	4,461		Total vote.....	3,221	
Campbell's majority over next.....	355		Stevens's majority over next....	125	

Pinal County not reported in 1878.

ARKANSAS.—Representatives in Congress.

1st District,	1878.		1876.	
	Dunn, D.	Opp.	Gause, D.	Scat'g.
	8,863	0	15,841	4,044

No opposition candidate was nominated for Congress in the First District, either in 1876 or in 1878.

2d Dist.	1878.		1876.	
	Siemons, D.	Bradley, Gr.	Siemons, D.	Snyder, R.
Ashley.....	471	452	902	664
Bradley.....	546	253	538	211
Calhoun.....	441	243	459	258
Chicot.....	157	235	444	1,413
Columbia.....	777	302	1,274	728
Dallas.....	266	143	562	233
Dorsey.....	486	398	807	285
Drew.....	893	275	1,120	691
Grant.....	416	44	363	86
Hempstead....	1,050	968	1,567	1,348
Howard.....	593	292	786	344
Jefferson.....	1,189	1,570	896	3,085
Lafayette.....	228	451	389	581
Lincoln.....	601	414	661	927
Little River....	81	262	338	413
Miller.....	347	220	658	636
Nevada.....	858	334	1,150	392
Onachita.....	751	805	1,004	1,001
Sevier.....	238	146	504	117
Union.....	837	583	1,094	746
Total.....	11,226	8,399	15,566	14,159
Majority.....	2,827		1,407	
Per cent.....	57.20	42.71	52.36	47.63
Total vote....	19,625		29,725	
Scattering....	11			

3d Dist.	1878.	
	Cravens, D.	Rice, Gr.
Clark.....	544	512
Crawford.....	567	668
Faulkner.....	317	295
Franklin.....	824	187
Garland....	196	464
Hot Spring.....	276	124
Johnson.....	747	162
Logan.....	588	460
Montgomery.....	138	98
Perry.....	91	83
Pike.....	188	63
Polk.....	194	73
Pulaski.....	710	2,160
Saline.....	354	227
Scott.....	288	241
Sebastian....	682	723
Yell.....	498	328
Total.....	7,202	6,568
Majority..	334	
Per cent.....	51.11	48.87
Total vote.....	14,070	

3d Dist.	1876.				
	McClure, R.	Cravens, B. D.	Stuart, D.	Rice, Gr.	Dell, I. R.
Clark.....	775	63	1,295	14	..
Crawford.....	582	781	190	70	4
Faulkner.....	155	439	312	22	..
Franklin.....	235	863	248	12	19
Garland.....	500	448	282	2	..
Hot Spring... ..	126	33	351	8	..
Johnson.....	161	973	46	12	1
Montgomery..	85	7	258	35	..
Perry.....	96	31	137	26	..
Pike.....	206	3	317	10	..
Polk.....	9	95	264	59	..
Pulaski.....	3,123	737	1,410	124	..
Saline.....	230	311	427	33	..
Scott.....	180	536	81	31	..
Sebastian....	715	1,152	209	172	..
Logan.....	388	863	39	49	76
Yell... ..	450	942	61	2	6
Total.....	8,016	8,277	5,927	681	180
Maj. over next,		161			
Per cent... ..	34.72	35.86	21.34		
Total vote, 23,081					

4th Dist.	1878.		1876.	
	Gun-ter, D.	Cunning-ham.	Smith, D.	Huckle-berry, R.
	5,391	2,609	969	12,355
Maj. over next,	2,782		8,188	
Per cent..	60.10	29.08	10.80	74.78
Total vote..	8,969		16,522	

ON REPRESENTATIVES IN CONGRESS.

Total vote in State, 1878, Dem....	32,570
Opp.....	18,873
For Congress. 1876, Dem.....	51,443
Opp.....	57,966
Total.....	27,203
Total.....	85,166

In 1878, the vote for Governor was 88,730, all cast for W. R. Miller, Dem., there being no Republican or opposition candidate.

The Legislature elected in 1878 stands 110 Democrats, 7 Republicans, and 7 National Greenback party.

1874.—Total vote for Governor, 76,453, all cast for A. H. Garland, Dem. No opposition candidate.

CALIFORNIA.

No general election occurred in this State from Nov. 1876, to May 7, 1879, when a new State Constitution was adopted by a vote of 77,959 to 67,134, or a majority for ratification of 10,825. At the State election following, Sept. 3, 1879, the Republicans elected the Governor, Lieut.-Governor, Secretary of State, Comptroller, Treasurer, Attorney-General, Surveyor-General, Supt. of Public Instruction, and Clerk of Supreme Court, by pluralities varying from 20,318 to 26,886. The Democrats and Workingmen combined elected the Chief-Justice and 5 out of 6 Associate Justices of the Supreme Court, by pluralities running from 2,523 to 10,461, the Republicans electing one Associate Justice (M. H. Myrick), and 3 out of 4 Congressmen.

Four regular tickets were in the field—the Republican, Democratic, Workingmen's, and New Constitution party; and a number of members of the Legislature were elected by a fusion between two of these various parties.

3d Dist.	Mc-Kenna. Rep.	Berry Dem.	Mc-nna. Rep.	Luttrell. Dem.	4th Dist.	Pach- eco. Rep.	Leach. Dem.	Ayers. Work.	Pach- eco. Rep.	Wig- ginton Dem
Butte.....	1,836	1,575	1,641	1,658	Fresno.....	364	871	93	349	937
Colusa	669	1,567	764	1,469	Inyo... ..	300	263	3	340	373
Del Norte..	255	295	185	229	Kern.....	400	653	79	555	831
Humboldt..	1,419	1,575	1,614	1,141	L. Angeles.	2,363	1,706	2,355	3,187	3,453
Lake.....	412	909	374	707	Mariposa ..	278	566	20	410	490
Lassen.....	416	301	255	229	Merced	425	511	146	572	776
Marin.....	823	408	650	611	Mono.....	770	591	307	151	126
Mendocino.	904	1,425	919	1,279	Monterey..	862	613	798	1,208	9,866
Modoc.....	302	503	215	311	San Benito.	298	299	400	424	668
Napa.....	1,524	802	1,149	962	S. Bernar'o	627	517	385	720	557
Plumas....	740	540	580	507	San Diego..	568	622	178	815	623
Shasta	798	762	624	635	S. L. Obispo	851	321	758	879	834
Sierra.....	922	504	888	536	San Mateo.	696	162	741	885	679
Siskiyou...	718	950	719	845	S. Barbara.	853	348	846	1,263	650
Solano	2,142	1,334	1,972	1,711	Santa Clara	2,737	1,171	1,955	3,332	3,059
Sonoma....	1,800	2,476	2,420	2,913	Santa Cruz	972	439	872	1,531	1,125
Sutter.....	678	586	543	563	Stanislaus.	651	1,006	14	805	1,085
Tehama....	659	850	626	694	Tulare.....	718	1,054	273	1,014	1,319
Trinity	457	387	391	400	Ventura...	438	356	306	664	532
Yolo.....	1,169	1,205	1,239	1,349						
Yuba.....	1,127	1,064	1,222	1,100						
Total	19,770	20,018	18,990	19,849	Total.....	15,171	12,069	10,529	19,104	19,103
Majority...		248		859	Maj. over next..	3,102			1	
Per cent...	49.68	50.31	48.89	51.10	Per cent..	40.16	31.95	27.87	50.00	49.99
Total vote..	39,788		38,839		Total vote..		37,769		38,207	

COLORADO.—State Ticket.

COUNTIES—31.	SUPREME COURT JUDGE. October 7, 1879.			CONGRESS, October 1, 1878.		
	Beck. Rep.	Richmond. Dem.	Saulsbury. Gr.	Belford. Rep.	Patterson. Dem.	Childs. Gr.
Arapahoe	2,419	1,163	185	2,262	1,473	246
Bent.....	141	231	179	235	6
Boulder	1,217	379	253	1,040	656	575
Chaffee.....	318	285	New	County.
Clear Creek.....	1,132	710	74	1,083	877	192
Conejos	343	377	401	480	13
Costilla.....	332	267	5	335	248
Custer.....	707	624	236	227	15
Douglas.....	260	267	239	227	20
Elbert.....	169	169	4	150	163	21
El Paso.....	794	343	1	858	361	23
Fremont.....	399	348	333	234	79
Gilpin.....	1,064	501	5	1,097	640	206
Grand.....	45	39	34	44	1
Gunnison.....	271	188	44	48
Hinsdale	237	210	308	292	56
Heurfino	424	497	444	491	231
Jefferson	597	598	76	505	511	126
Lake	2,632	1,363	1	966	999
La Plata.....	105	124	130	139	119
Larimer	410	258	109	369	362	14
Las Animas.....	158	1,254	250	629	1,045	26
Ouray.....	342	302	316	356	3
Park	395	453	320	235	20
Pueblo.....	473	828	490	600	3
Rio Grande.....	210	101	251	159
Routt	4	6	21	29
Saguache.....	192	157	181	143
San Juan	292	256	12	277	294	47
Summit	320	308	1	191	106	6
Weld.....	508	116	270	605	329	281
Totals.....	16,920	12,702	1,246	14,294	12,003	2,329
Majority over next..	4,218			2,291		
Per cent.....	54.80	41.14	4.03	49.93	41.93	8.38
Total vote.....			30,871		28,626	
The Legislature for 1879-80 stands 55 Republicans, 19 Democrats, and 1 Nat. Greenback.						

CONNECTICUT.—State Ticket.

COUNTIES—8.	Governor—1878.				Pres't.—1876.		Gov'r.—1876.	
	Andrews.	Hubbard.	Atwater	Baldwin.	Hayes	Tilden	Robinson.	Hubbard.
	R.	D.	G.	Pro.	R.	D.	R.	D.
Hartford.....	10,550	10,598	1,449	121	12,311	13,537	12,346	13,438
New Haven.....	10,603	10,502	3,369	261	13,180	15,629	13,059	15,575
New London.....	5,590	4,239	1,185	300	7,173	6,620	7,063	6,659
Fairfield.....	8,803	8,241	1,436	32	10,210	11,410	9,894	1,1428
Windham.....	3,221	2,316	265	108	4,324	2,822	4,268	2,828
Litchfield.....	4,639	5,316	361	81	5,237	5,921	5,151	5,950
Middlesex.....	3,117	2,967	219	111	3,865	3,657	3,771	3,708
Tolland.....	2,274	2,206	30	65	2,734	2,338	2,715	2,348
Total.....	48,867	46,385	8,314	1,079	59,034	61,934	58,267	61,934
Per cent.....	46.61	44.29	7.93	1.27				
Majority over next.....	2,481					2,900		3,667
Scattering votes.....		96				1,184		1,376
Total vote.....	104,741					122,152		121,577

CONNECTICUT.—Representatives in Congress.

FIRST DISTRICT	1878.				1876.	
	Hawley. R.	Landers. D.	Baker. G.	Johnson. P.	Hawley. R.	Landers. D.
Hartford Co....	11,768	9,783	987	59	12,632	13,214
Tolland.....	2,417	2,116	8	35	2,758	2,315
Total.....	14,185	11,899	995	94	15,390	15,529
Per cent.....	52.20	43.86	3.66			
Maj. over next,	2,286				Majority,	139
Total vote,		27,173			25,919	

Second District.	1878.		1876.		Fourth District.	1878.			1876.		
	Douglas. R.	Phelps. D.&G.	Harrington. P.	Kellogg. R.		Phelps. D.	Miles. R.	Bruggerhof. D.	Taylor. G.	Hubbard. R.	Warner. D.
N. Haven Co.	10,948	13,451	223	13,041	15,761	Fairfield Co.	9,139	7,899	1,431	10,317	11,286
Middlesex Co.	3,283	3,053	71	3,736	3,739	Litchfield Co.	4,977	5,030	417	5,184	5,947
Total.....	14,231	16,504	294	16,777	19,500	Total...	14,109	12,929	1,848	15,501	17,233
Per cent.....	45.83	53.18	1.97			Per cent...	48.70	44.62	6.37		
Maj. over next,	2,273			Maj. 2,723		98 scattering votes were cast.					
Total vote,	31,029			36,277		Maj. ov. n.,	1,180			Maj.,	1,732
Third District.	Wait. R.	Carter. D.	Palmer. G.	Wait. R.	Waller. D.	Total vote,	28,973			32,734	
N. London Co.	5,876	5,084	264	7,028	6,696	Total vote of State, 1878,	104,357			1876	
Windham Co.	3,360	2,487	111	4,255	2,839	(Congress),	115,743.				
Total.....	9,236	7,571	375	11,283	9,535	The Legislature of 1879 stands—					
Per cent.....	53.75	44.06	2.17			Senate.....	14	7		2	
Maj. ov. next,	1,665			1,748		House.....	142	100		2	
Total vote,	17,182			20,818			156	107		2	

At the State election of November, 1879, for eleven Senators, to hold their seats for two years, nine Republicans and two Democrats were elected. The vote not being by counties but by Districts, comparison with the vote of 1878 is not possible except by towns. Ten Senators are to be chosen in 1880, in place of 7 Republicans and 3 Democrats, holding over. That Legislature will elect a United States Senator.

STATE OF DELAWARE.

COUNTIES.	GOVERNOR—1878.		PRESIDENT—1876.		REPRESENTATIVE IN CONGRESS.			
	Hall. D.	Stewart. G.	Tilden. D.	Hayes. R.	1878.		1876.	
					Martin. D.	Jackson. G.	Williams. D.	Bird. R.
Kent.....	2,208	33	3,278	1,935	2,163	36	3,266	1,905
Newcastle..	5,030	675	6,613	6,054	4,999	771	6,494	5,872
Sussex....	3,492	2,127	5,490	2,763	3,414	2,159	3,409	2,815
Total.....	10,730	2,835	13,381	10,752	10,576	2,966	13,169	10,592
Majority....	7,895		2,629		7,610		2,577	
Per cent....	79.40	20.60	55.44	44.56	78.10	22.90		
Total vote.....		13,565		24,135		13,542		23,761

In 1878 no Republican State or Congressional ticket was nominated.

In 1876 Charles Moore, prohibition, had 236 votes.

The Legislature of 1879-80 has 9 members in Senate and 21 in House—all Democrats.

FLORIDA.—Representatives in Congress.

1st. DIST.	1878.		1876.		2d DIST.	1878.		1876.	
	David-son. D.	Con- over. R.	David-son. D.	Pur- man. R.		Hull. D.	Bisbee. R.	Finley. D.	Bisbee. R.
Calhoun....	167	50	217	57	Alachua.....	1,178	1,745	1,255	1,972
Escambia....	1,210	1,176	1,432	1,582	Baker.....	256	158	238	143
Franklin....	165	91	175	84	Bradford.....	697	223	707	199
Gadsden....	1,020	1,102	855	1,280	Brevard.....			111	56
Hernando....	452	10	580	139	Columbia....	908	803	901	717
Hillsborough..	672	6	796	181	Clay.....	307	112	286	120
Holmes.....	297	7	300	16	Dade.....	47	14	5	8
Jackson.....	1,334	737	1,395	1,293	Duval.....	1,129	2,213	1,468	2,331
Jefferson....	774	907	743	2,658	Hamilton....	609	418	614	329
La Fayette....	253	35	310	61	Madison....			1,082	1,521
Leon.....	732	2,446	1,015	3,007	Marion....	1,008	1,190	962	1,548
Levy.....	546	363	491	205	Nassau.....	622	769	670	794
Liberty.....	130	93	148	81	Orange.....	823	218	926	194
Manatee....	410	87	263	25	Putnam.....	616	622	617	579
Monroe.....	463	372	1,052	966	St. Johns....	532	346	508	331
Polk.....	375		456	6	Suwannee...	540	553	629	456
Santa Rosa...	564	301	771	405	Volusia.....	367	242	474	172
Sumter.....	461	148	513	167	Total.....	9,639	9,626	11,452	11,470
Taylor.....	215	25	243	71	Majority.....	13			18
Wakulla....	314	177	364	179	Per cent.....	50.03	49.96	49.96	50.03
Walton.....	602	63	636	43	Total vote..	19,265		22,922	
Washington..	371	106	408	117					
Total.....	11,532	8,301	13,163	12,623					
Majority.....	3,231		540						
Per cent.....	58.14	41.85	51.04	48.95					
Total vote..	19,833		25,786						

The vote in the 2d District of Florida in 1878, as first canvassed, in pursuance of an opinion of the Supreme Court of the State, gave a small majority to Bisbee, Rep. The Board of State Canvassers, however, revised the returns, Dec. 23, 1878, throwing out the entire vote of Brevard and Madison Counties, as so mixed with fraud that they could not determine what votes were actually polled, and giving the District to the Democratic candidate by 13 majority.

The Legislature of 1879-80 stands:

	Dem.	Rep.	Ind.	Vacancy.	Dem. Maj.
Senate.....	23	7	1	1	14
House.....	46	28	1	1	16
Joint Ballot.....	69	35	2	2	30

COUNTIES—34.	1878.		1876.		COUNTIES.	1878.		1876.	
	Bennett. R.	Tripp. D.	Kidder. R.	Spink. D.		Bennett. R.	Tripp. D.	Kidder. R.	Spink. D.
Armstrong....	48	49	9	60	Minnehaha ...	840	503	795	76
Barnes.....	69	18	50	Moody.....	351	175	136	17
Bon Homme..	423	413	406	183	Morton.....	58	19
Brookings....	136	92	74	2	Pembina.....	238	123	127	2
Brule.....	16	17	Pennington...	296	345
Burleigh.....	213	529	217	232	Richland.....	142	99	126	4
Cass.....	604	278	296	74	Stanley
Clay.....	470	514	799	143	Stutsman.....	33	44	77	79
Charles Mix..	20	27	29	40	Trall.....	447	87	115	46
Codington....	54	80	Turner.....	268	231	265	71
Custer.....	18	54	Union.....	662	611	790	484
Davison.....	5	27	15	9	Yankton.....	983	727	757	645
Deuel.....	130	32					
Grand Forks..	370	308	120	4	Total.....	10,455	8,493	6,199	2,413
Grant.....	66	Majority.	1,962	3,786
Hamlin.....	13	17	Per cent.....	55.17	44.82	71.98	28.01
Hanson.....	34	32	34	4	Total vote..	18,948	8,612
Hutchinson...	178	68	134	41					
Lake.....	163	90	32	15					
Lawrence....	2,426	2,661					
Lincoln.....	635	200	736	147					
McCook.....	64	24					

NOTE.—The votes of Brule, Grand Forks, and Lake, though reckoned above, to show the whole vote cast, were thrown out by the canvassers for irregularity.

GEORGIA.—Representatives in Congress.

1st Dist.	1878.		1876.		2d Dist.	1878.		1876.	
	Nicholls. D.	Corker. Gr.	Hartridge. D.	Bryant. R.		Smith. D.	Wade. R.	Smith. D.	Whiteley. R.
Appling....	348	93	407	131	Baker.....	616	88	816	209
Bryan.....	177	112	352	278	Berrien....	762	21	880	34
Bullock ...	759	1,006	Brooks.....	703	489	1,012	771
Burke.....	581	1,542	1,020	268	Calhoun....	416	102	619	556
Camden ...	352	63	283	456	Clay.....	342	52	741	352
Charlton... 142	250	9	Colquitt... 146	12	216	36
Chatham... 2,086	1,778	2,144	1,533	Decatur. ... 646	985	1,461	1,612
Cluch .. . 236	164	532	114	Dougherty. 511	97	533	403
Echols.... 201	172	22	Early..... 320	659	359
Effingham.. 276	680	132	Lowndes... 686	537	820	509
Emanuel... 323	58	754	107	Miller..... 117	352	62
Glyn .. . 366	161	266	571	Mitchell... 472	326	624	541
Liberty.... 807	467	505	731	Quitman... 172	9	458	48
McIntosh.. 129	362	304	669	Randolph.. 549	195	1,392	665
Pierce..... 404	122	328	264	Terrell.... 366	14	852	351
Scriven... 592	997	193	Thomas.... 866	695	1,572	1,213
Tatnall.... 427	31	585	55	Worth..... 436	21	620	179
Ware..... 267	51	387	229					
Wayne.... 504	27	543	160					
Total....	8,477	5,031	11,465	5,922	Total....	8,126	3,642	13,627	8,015
Majority... 3,446	5,543	Majority... 4,483	5,612
Per cent... 62.75	37.24	65.36	34.63	Per cent... 67.04	30.35	61.56	38.42
Tot. vote.	13,503	17,387	Tot. vote.	11,678	21,642
3d Dist.	Cook. D.	Scattering.	Cook. D.	Pierce. R.	4th Dist.	Harris. D.	Persons. I. D.	Harris. D.	Hillard. R.
Coffee..... 108	369	18	Campbell... 409	873	795	859
Dodre 186	(No Opposition Ticket.)	444	137	Carroll.... 1,302	728	1,737	217
Dooly..... 188	1,459	294	Chatth'chee 329	591	630	177
Erwin..... 101	304	Coweta.... 946	2,034	1,362	1,320
Lee..... 100	404	710	Douglas.... 334	505	591	159
Macon..... 340	4	946	699	Harris..... 1,137	1,070	1,243	915
Montgom'y 97	496	15	Heard..... 656	571	735	268
Pulaski.... 168	1,344	189	Marion.... 307	844	570	322
Schley.... 167	401	289	Merriweth'r 1,450	1,333	1,378	634
Stewart.... 178	930	306	Mnscoege.. 1,580	1,091	1,778	421
Sumter.... 481	2	1,670	836	Talbot.... 445	1,845	958	538
Taylor.... 146	691	419	Troup..... 1,206	1,851	2,020	355
Telfair.... 167	430	37					
Webster.... 106	460	305					
Wilcox.... 95	336	26					
Total....	2,628	6	10,684	4,230	Total....	10,101	13,336	13,797	5,785
Majority... 6,404	6,404	Majority... 3,235	8,012
Per cent... 99.73	71.38	28.60	Per cent... 43.14	56.84
Tot. vote,	2,634	14,964	Tot. vote.	23,437	19,972

GEORGIA.—Representatives in Congress. (Continued.)

1878.					1876.						
5th Dist.		Hammond.	Arnold.	Candler.	Markham.	8th Dist.		Stephens.	Scatter'g.	Stephens.	Tennelle.
D.	Gr.	D.	R.	D.	R.	D.	D.	D.	R.	D.	R.
Crawford..	1,013	60	1,098	83	Columbia..	46	1	524		
Clayton....	331	453	892	387	Elbert.....	296	15	827	4		
DeKalb ...	607	504	1,326	389	Glascok...	52	5	373	27		
Fayette....	461	323	646	422	Greene.....	486	1,088	86		
Fulton....	2,214	2,746	4,122	2,265	Hancock...	180	4	917	362		
Henry.....	554	720	1,182	686	Hart.....	199	2	732		
Houston...	736	798	2,546	1,473	Jefferson...	148	945		
Milton.....	396	200	686	14	Johnson...	141	354	78		
Monroe....	1,434	552	1,884	1,021	Lincoln...	71	527		
Pike.....	1,062	703	1,540	673	McDuffie...	99	647		
Spalding...	599	800	1,053	607	Oglethorpe.	471	937		
Upson.....	862	337	1,108	700	Richmond..	787	8	3,343		
Total....	10,269	8,196	18,083	8,720	Taliaferro..	248	...	613	6		
Majority...	2,073		9,363		Warren.....	149	7	695	356		
Per cent...	55.61	44.38	67.46	32.52	Washingt'n	169	5	834	358		
Tot. vote,	18,465		28,803		Wilkes.....	131	7	1,115		
					Total....		3,673	54	14,471	1,273	
					Majority...		3,619		13,198		
					Per cent...		98.55	1.45	91.91	8.09	
					Tot. vote.		3,727		15,744		
					No opposition candidate was nominated in this district in 1878.						
					9th Dist.		Billups.	Speer.	Hill.	No Opp.	
6th Dist.		Blount.	Scattering.	Blount.	Gove.	D.	I. D.	D.			
D.	D.			D.	R.						
Baldwin....	169	878	50	Banks.....	478	364	613		
Bibb.....	733	3,364	1,262	Clarke.....	612	1,065	1,147		
Butts.....	298	(No opp'n ticket.)	718	341	Dawson....	355	284	421		
Jasper.....	254	833	361	Fannin...	184	327	266		
Jones.....	142	774	510	Forsyth...	605	433	867		
Laurens...	227	757	260	Franklin...	587	733	960		
Newton....	226	1,080	919	Gilmer.....	229	301	554		
Putnam....	203	1	905	40	Gwinnett..	1,104	946	1,549		
Rockdale...	228	1	715	261	Hall.....	920	903	1,516		
Twiggs....	66	486	467	Habersham.	310	818	1,026		
Walton ...	365	16	1,341	Jackson ...	1,283	1,089	1,421		
Wilkinson.	281	1,145	107	Lumpkin..	396	301	545		
Total....	3,192	18	12,996	4,578	Madison...	546	366	576		
Major. over						Morgan....	1,004	1,163	790		
next....	3,174			8,418		Pickens...	195	471	371		
Per cent...	99.43	.56		73.21	36.78	Rabun....	320	98	472		
Tot. vote.	3,210			17,751		Towns.....	199	135	294		
					7th Dist.		Lester.	Felton.	Dabney.	Felton.	
		D.	I. D.	D.	I. D.						
Bartow....	821	2,505	695	2,489		White.....	363	339	529		
Catoosa....	597	283	525	270		Union....	406	390	463		
Chattooga..	1,009	446	903	464		Oconee.....	579	371	410		
Cherokee...	792	1,530	320	1,459		Total....	10,675	10,897	14,790		
Cobb.....	1,528	1,797	1,501	1,643		Majority...		222			
Dade.....	537	102	445	55		Scattering..	99		23		
Floyd.....	1,930	1,953	1,654	1,834		Per cent...	49.48	50.81	99.98		
Gordon....	926	1,012	798	1,122		Total vote	21,572		14,813		
Haralson...	322	453	323	278							
Murray....	775	563	593	513							
Paulding...	876	884	657	628							
Polk.....	740	1,065	609	1,061							
Walker ...	1,206	709	916	671							
Whitfield...	914	1,003	863	782							
Total....	12,965	14,315	10,807	13,269							
Majority...		1,350		2,462							
Per cent...	47.52	52.47	44.88	55.11							
Tot. vote.	27,280		24,076								

The Legislature of 1878-79 stands : Democrats, 215 ; Republicans, 4.

ILLINOIS.—State Ticket.

COUNTIES—102.	Treasurer—1878.			President—1876.		
	Smith. R.	Cronkrite. D.	Bates. N. G.	Hayes. R.	Tilden. D.	Cooper. G.
Adams.....	2,991	4,045	793	4,953	6,308	41
Alexander.....	1,020	970	68	1,219	1,280	...
Bond.....	1,249	916	329	1,520	1,142	17
Boone.....	1,508	243	180	1,965	363	43
Brown.....	516	1,026	661	944	1,495	183
Bureau.....	2,734	692	1,487	3,719	2,218	145
Calhoun.....	237	627	147	441	900	...
Carroll.....	1,489	392	340	2,231	918	111
Cass.....	834	1,280	539	1,209	1,618	74
Champaign.....	3,371	2,127	1,486	4,530	3,103	604
Christian.....	1,549	2,207	594	2,501	3,287	207
Clark.....	1,399	1,558	627	1,814	2,197	236
Clay.....	1,204	1,322	195	1,416	1,541	112
Clinton.....	1,030	1,555	178	1,329	1,989	132
Coies.....	2,301	2,360	425	2,957	2,822	102
Cook.....	27,922	16,961	4,467	36,900	39,302	300
Crawford.....	968	1,298	220	1,355	1,643	38
Cumberland.....	909	1,020	315	1,145	1,407	129
DeKalb.....	2,377	657	698	3,679	1,413	65
DeWitt.....	1,567	1,067	662	1,928	1,174	746
Douglas.....	1,527	1,441	144	1,631	1,357	94
DuPage.....	1,648	647	226	2,129	1,276	25
Edgar.....	2,277	2,640	346	2,715	2,883	161
Edwards.....	904	488	35	970	466	61
Effingham.....	859	1,551	84	1,145	2,205	43
Fayette.....	1,571	1,932	396	1,881	2,421	57
Ford.....	1,267	340	957	1,601	742	204
Franklin.....	706	963	376	966	1,302	391
Fulton.....	3,087	3,462	804	4,187	4,669	89
Gallatin.....	744	1,217	35	703	1,140	282
Greene.....	827	1,724	149	1,695	3,160	1
Grundy.....	1,596	193	1,155	1,996	1,142	108
Hamilton.....	265	1,032	826	627	1,433	770
Hancock.....	2,786	3,426	645	3,496	4,207	39
Hardin.....	252	542	330	611	134
Henderson.....	1,112	698	388	1,315	1,015	1
Henry.....	3,003	713	1,816	4,177	1,928	340
Iroquois.....	2,443	695	2,042	3,768	2,578	244
Jackson.....	1,528	1,521	683	2,040	2,071	106
Jasper.....	805	1,320	106	918	1,461	106
Jefferson.....	816	1,277	672	1,346	1,667	647
Jersey.....	674	1,558	540	1,345	2,166	...
Jo Daviess.....	2,423	1,183	633	2,907	2,276	140
Johnson.....	1,105	755	359	1,367	893	61
Kane.....	4,084	1,338	1,232	5,398	2,850	172
Kankakee.....	1,729	800	388	2,627	1,363	126
Kendall.....	1,513	153	653	1,869	524	309
Knox.....	3,189	1,366	1,148	5,235	2,632	141
Lake.....	2,004	1,045	234	2,619	1,647	55
LaSalle.....	4,357	2,617	2,627	6,278	6,001	514
Lawrence.....	1,109	1,171	109	1,198	1,329	27
Lee.....	1,978	783	921	3,087	2,080	100
Livingston.....	2,734	589	2,533	3,550	2,134	1,170
Logan.....	2,346	2,197	381	2,788	2,595	37
Macon.....	2,020	1,885	499	3,120	2,782	268
Macoupin.....	2,715	3,278	340	3,567	4,076	114
Madison.....	3,436	3,459	641	4,554	4,730	39
Marion.....	1,408	1,818	669	2,009	2,444	209
Marshall.....	1,373	1,109	258	1,553	1,430	135
Mason.....	989	1,274	450	1,566	1,939	86
Massac.....	1,070	752	104	1,231	793	20
McDonough.....	2,557	2,828	884	2,952	2,811	347
McHenry.....	2,157	919	742	3,465	1,874	34
McLean.....	5,166	3,210	1,657	6,363	4,410	518
Menard.....	701	1,040	737	1,115	1,657	10
Mercer.....	1,873	867	861	2,209	1,428	90
Monroe.....	738	1,850	65	845	1,651	7
Montgomery.....	1,561	2,245	544	2,486	3,013	201
Morgan.....	2,491	2,744	733	3,069	3,174	109
Moultrie.....	771	1,033	211	1,245	1,672	28
Ogle.....	2,325	1,470	737	3,833	1,921	104
Peoria.....	3,769	4,048	1,089	4,665	5,443	93

COUNTIES—102.	Treasurer—1878.			President—1876.		
	Smith. R.	Cronkrite. D.	Bates. N. G.	Hayes. R.	Tilden. D.	Cooper. G.
Perry.....	1,256	1,254	239	1,541	1,383	48
Platt.....	1,349	1,105	267	1,807	1,316	117
Pike.....	1,949	2,871	853	3,055	4,040	85
Pope.....	1,254	847	109	1,319	800	5
Pulaski.....	944	593	156	1,043	772	..
Putnam.....	471	225	146	646	459	14
Randolph ..	2,157	2,197	228	2,357	2,589	2
Richland....	1,173	1,445	1,410	1,552	55
Rock Island.....	2,804	1,166	1,978	3,912	2,838	27
Saline.....	970	956	415	980	1,081	641
Sangamon.....	2,659	4,252	889	4,851	5,847	79
Schuyler ..	1,133	1,640	592	1,522	1,804	115
Scott.....	515	1,048	442	910	1,269	182
Shelby.....	917	2,008	1,277	2,069	3,553	341
Stark.....	1,017	308	588	1,440	786	96
St. Clair.....	4,314	3,330	472	4,708	5,891	99
Stephenson.....	2,115	2,068	280	3,198	2,758	26
Tazewell.....	2,111	2,404	431	2,850	3,171	44
Union.....	860	1,059	66	978	2,155	3
Vermilion,.....	3,198	2,346	1,075	4,372	3,031	288
Wabash....	653	910	54	650	936	207
Warren.....	2,416	1,844	539	2,795	1,984	138
Washington ..	1,909	1,665	57	1,911	1,671	39
Wayne.....	1,213	1,331	334	1,570	1,751	482
White.....	1,000	1,764	296	1,297	2,066	469
Whiteside....	2,494	902	1,579	3,851	2,131	193
Will.....	3,793	2,520	1,838	4,770	3,999	677
Williamson.....	1,423	1,210	532	1,672	1,644	41
Winnebago.....	2,780	1,022	462	4,505	1,568	70
Woodford.....	1,279	1,578	507	1,733	2,105	237
Total.....	215,283	169,965	65,673	278,232	258,601	17,233
Majority over next.....	45,318			19,631		
Per cent of whole.....	47.74	37.69	14.56	50.21	46.67	3.12

In 1878, J. R. Gorin, Prohibition candidate for State Treasurer, received 2,192 votes.

Total vote: in 1876, on President, 554,066; 1872, 426,882; and in 1878, on Treasurer, 450,921.

The Legislature of 1879-1880 stands 105 Republicans, 85 Democrats, 10 National or Greenback party, and 4 Socialists. Total, 204.

ILLINOIS.—Representatives in Congress.

	1878.			1876.			1878.			1876.	
	Aldrich. R.	Doo- little. D.	Barr. N. G.	Aldrich. R.	Hoxie. D.		Barber. R.	Tree. D.	Cornell. N. G.	Bren- ham. R.	Le Moyné. D.
1st DIST.						3d DIST.					
Cook.....	10,531	6,533	1,698	14,298	13,289	Cook.....	7,558	4,253	647	9,168	9,669
Du Page..	1,699	669	156	2,280	812	Lake.....	2,016	1,027	237	2,554	1,766
Total...	12,230	7,232	1,854	16,578	14,101	Total...	9,574	5,280	884	11,722	11,435
Maj. over next.....	4,998			2,477		Maj. over next ...	4,294			287	
Per cent..	51.73	30.59	7.84			Per cent..	53.05	29.26	4.89		
Total v.		23,638				Total v.		18,044			
Geo. S. Brown, Greenback, had 486 votes in 1876.						Benj. Sibley, Socialist, had 2,306 votes in the 3d District in 1878.					
John McAuliffe, Socialist Candidate, received 2,322 votes in the 1st District in 1878.						Sherwin. Stough- ton. D.	Adams. N. G.	Lathrop. R.	Farns- worth. D.		
2d DIST.						Boone....	1,514	339	151	1,117	328
Cook.....	10,347	6,111	1,600	14,090	14,732	De Kalb..	2,341	744	699	2,686	1,481
Total...	10,347	6,111	1,600	14,090	14,732	Kane.....	3,827	975	1,450	3,176	8,001
Maj. over next.....	4,236				642	McHenry.	2,120	882	776	1,801	1,940
Per cent..	49.79	2.94	7.69			Winnebago	2,498	1,845	522	4,461	1,399
Total v.		20,781				Total...	12,300	4,785	3,636	13,241	8,149
S. F. Norton, Gr'n'b'k, had 118 votes in 1876						Maj. over next.....	7,510			5,092	
In 1878, G. A. Schilling, Socialist, received 2,473 votes in the 2d District, and 250 votes were cast for Condon, Ind.						Per cent..	59.36	23.09	17.54		
						Total v.		20,721			
						S. A. Hurlbut, Ind. Rep., had 5,991 votes in 1876.					

ILLINOIS.—Representatives in Congress. (Continued.)

	1878.			1876.	
	Hawk. R.	Hathaway. D.	King. N. G.	Burchard. R.	Pattison. D.
5th DIST.					
Carroll....	1,564	288	382	2,254	1,042
Jo Daviess	2,271	1,123	966	2,890	2,411
Ogle.....	2,452	1,244	860	3,717	2,066
Stephens'n	2,278	1,558	664	3,156	2,812
Whiteside.	2,477	610	1,932	3,826	2,269
Total...	11,042	4,823	4,804	15,793	10,600
Maj. over next....	6,219			5,193	
Per cent..	53.42	23.33	23.24		
Total v.		20,669			

	Hender- son. R.	Dunham. D.	Haney. N. G.	Hender- son. R.	Dun- ham. D.
	6th DIST.				
Bureau...	2,761	474	1,683	3,733	2,311
Henry....	2,965	733	1,846	4,160	2,026
Lee.....	2,045	732	903	3,141	2,157
Putnam...	436	124	270	639	462
Rock Isl'd	2,757	1,194	1,081	3,887	2,865
Total...	10,964	3,257	6,675	15,560	9,821
Maj. over next....	4,289			5,739	
Per cent..	52.46	15.58	31.94		
Total v.		20,896			
In 1876, Austin Sykes, Greenback, had 283 votes.					

	Hayes. R.	Brooks. D.	Campbell. N. G.	Hayes. R.	Camp- bell. D.
	7th DIST.				
Grundy...	1,593	197	1,151	1,948	1,275
Kendall...	1,491	306	529	1,826	867
La Salle..	4,149	2,377	3,068	6,269	6,534
Will.....	3,479	2,915	1,764	4,806	4,637
Total...	10,712	5,795	6,512	14,849	13,313
Maj. over next....	4,200			1,536	
Per cent..	46.53	25.17	23.28		
Total v.		23,019			

	Fort. R.	Shaw. D.	Straun. N. G.	Fort. R.	Parker. D.
	8th DIST.				
Ford.....	1,286	372	887	1,618	931
Iroquois..	2,482	684	2,084	3,785	2,743
Kankakee	1,739	795	380	2,612	1,505
Livingston	2,763	548	2,498	3,538	3,310
Marshall..	1,544	965	228	1,675	1,438
Woodford	1,457	1,458	498	1,788	2,284
Total...	11,271	4,822	6,575	15,001	12,211
Maj. over next....	4,696			2,800	
Per cent..	49.72	21.27	29.00		
Total v.		22,668			

	Boyd. R.	Wilson. D.	McKel- ghan. N. G.	Boyd. R.	Wilson. D.
	9th DIST.				
Fulton...	3,173	3,425	762	4,278	4,537
Knox....	3,194	1,463	1,089	5,004	2,716
Peoria....	3,179	4,582	1,446	3,889	5,906
Stark....	997	332	452	1,367	842
Total...	10,543	9,802	3,749	14,548	14,001
Maj. over next....	741			547	
Per cent..	43.79	40.68	15.53		
Total v.		24,094			
In 1876, W. W. Matthews, Greenback, had 678 votes.					

	1878.			1876.	
	Marsh. R.	Phelps. D.	Streeter. N. G.	Marsh. R.	Hunga- tel. D.
10th DIST.					
Hancock..	2,880	3,362	614	3,497	4,176
Henderson	1,080	712	401	1,290	1,042
McDonough	2,572	2,557	847	2,955	2,838
Mercer...	1,850	900	881	2,202	1,527
Schuyler..	1,110	1,683	266	1,219	1,829
Warren...	2,322	2,024	487	2,789	2,084
Total...	11,814	11,238	3,406	14,252	13,496
Maj. over next....	576			756	
Per cent..	44.50	42.33	13.16		
Total v.		26,548			

In 1876, J. L. Christy, Gr., had 147 votes.

	Dimmett. R.	Single- ton. D.	Pogue. N. G.	Robbins. R.	Knapp. D.
	11th DIST.				
Adams...	2,740	4,206	801	5,137	6,126
Brown....	496	1,004	684	955	1,539
Calhoun..	219	618	154	439	905
Greene...	850	1,690	216	1,693	3,154
Jersey....	679	1,738	293	1,330	2,159
Pike.....	1,972	2,685	886	3,068	4,066
Total...	6,956	11,961	3,034	12,622	17,949
Maj. over next....		5,005			5,327
Per cent..	31.68	54.48	13.82		
Total v.		21,951			

	Cook. R.	Springer. D.	Mather. N. G.	Phillips. R.	Spring- er. D.
	12th DIST.				
Cass.....	750	1,277	687	1,218	1,654
Christian.	1,533	2,234	597	2,500	3,489
Menard..	660	1,036	786	1,112	1,667
Morgan..	2,182	2,666	1,122	3,095	3,339
Sangamon	3,530	4,269	964	4,840	5,889
Scott. ...	487	1,050	455	988	1,352
Total...	9,142	12,542	4,611	13,744	17,409
Maj. over next....		3,400			3,656
Per cent..	34.76	47.69	17.53		
Total v.		26,295			

	Tipton. R.	Steven- son. D. & G.	Pro.	Tipton. R.	Steven- son. D.
	13th DIST.				
De Witt..	1,595	1,727	50	1,905	1,912
Logan....	2,350	2,561	1	2,783	2,640
Mason....	977	1,762	11	1,521	2,072
McLean..	4,989	5,008	37	6,185	5,106
Tazewell.	2,147	2,812	36	2,835	3,275
Total...	12,058	13,870	135	15,229	14,987
Maj. over next....		1,812		242	
Per cent..	46.33	53.21			
Total v.		26,063			

	Cannon. R.	Jones. D.	Harper. N. G.	Cannon. R.	Black. D.
	14th DIST.				
Champaign	3,313	2,115	1,523	4,271	3,908
Coles.....	2,242	2,346	478	2,898	2,970
Douglas..	1,422	1,511	150	1,557	1,524
Macon....	2,323	2,026	934	3,112	3,005
Piatt.....	1,328	1,115	273	1,775	1,472
Vermilion	3,054	2,414	1,091	4,133	3,474
Total...	13,687	11,527	4,449	17,796	16,404
Maj. over next....	1,160			1,392	
Per cent..	46.14	38.89	14.99		
Total v.		29,663			

INDIANA.—State Ticket.

COUNTIES 92.	Sec. of State—1878.			Pres't—1876.		COUNTIES 92.	Sec. of State—1878.			Pres't—1876.	
	Shank lin.	Moore	James	Til- den.	Hayes		Shank lin.	Moore	James	Til- den.	Hayes
	D.	R.	N.	D.	R.		D.	R.	N.	D.	R.
Adams...	1,577	480	442	2,032	867	Marion...	9,462	10,641	2,123	11,386	12,778
Allen	6,534	2,747	958	7,732	4,013	Marshall.	2,011	1,511	1,112	2,767	2,204
Barthol'w	2,838	2,240	81	2,810	2,326	Martin...	1,572	900	200	1,569	1,115
Benton...	1,015	1,082	448	1,145	1,316	Miami....	2,779	2,652	199	2,845	2,722
Blackford	896	460	308	838	712	Monroe...	1,601	1,560	288	1,559	1,667
Boone....	2,408	2,473	909	2,493	2,663	Mont'ry	3,070	2,956	598	3,201	2,959
Brown...	1,166	378	137	1,254	488	Morgan...	1,977	2,175	401	1,893	2,161
Carroll...	2,006	1,830	355	2,189	1,980	Newton..	368	918	552	767	1,137
Cass.....	2,977	2,857	621	3,506	3,040	Noble....	2,486	20,74	399	2,665	2,631
Clarke...	2,869	2,009	574	3,369	2,399	Ohio.....	582	671	70	579	629
Clay.....	2,295	1,813	1,098	2,543	2,303	Orange...	1,371	1,229	264	1,603	1,269
Clinton...	2,722	2,020	314	2,556	2,236	Owen....	1,848	1,094	350	1,914	1,392
Crawford	1,209	700	347	1,173	991	Parke....	1,557	2,058	700	1,819	2,498
Daviess..	2,167	2,118	159	2,349	2,026	Perry	1,672	1,220	151	1,723	1,335
Dearborn	3,267	1,834	148	3,379	2,093	Pike.....	1,652	1,264	467	1,640	1,458
Decatur..	2,460	2,444	100	2,377	2,446	Porter....	1,182	1,621	775	1,588	2,081
DeKalb...	2,137	1,897	606	2,552	2,381	Pusey....	2,247	1,694	45	2,383	1,685
Delaware	1,558	2,905	161	1,656	3,170	Pulaski...	855	680	526	1,138	872
Dubois...	2,260	660	49	2,332	701	Putnam..	2,632	2,384	187	2,761	2,242
Elkhart..	2,768	3,231	541	3,390	3,742	Randolph.	1,615	3,487	194	1,922	3,941
Fayette...	1,245	1,515	38	1,276	1,606	Ripley....	2,494	2,150	65	2,339	2,126
Floyd....	2,299	1,116	1,107	2,960	1,795	Rush.....	2,307	2,451	80	2,203	2,468
Fountain.	2,093	1,901	956	2,202	2,236	Scott.....	1,055	672	76	1,074	747
Franklin.	2,886	1,408	...	3,008	1,684	Shelby....	2,982	2,012	214	3,183	2,387
Fulton...	1,531	1,400	261	1,707	1,574	Spencer..	2,288	1,967	206	2,455	2,040
Gibson...	2,227	2,202	130	2,317	2,274	Starke...	543	317	222	553	414
Grant....	2,055	2,549	245	2,115	2,819	St. Joseph	3,358	2,913	523	1,051	2,293
Greene...	2,182	2,141	369	2,103	2,207	Stenben..	665	1,744	609	3,468	3,540
Hamilton	1,588	2,789	785	1,897	3,259	Sullivan..	2,339	1,091	396	2,884	1,536
Hancock	2,118	1,407	227	2,092	1,533	Switzerld	1,434	1,327	363	1,396	1,495
Harrison.	2,123	1,411	347	2,438	1,761	Tippeca'e	3,506	4,164	643	3,866	4,465
Hendri'ks	1,870	2,670	416	1,915	3,010	Tipton...	1,692	954	282	1,704	1,342
Henry....	1,797	3,050	556	1,924	3,631	Union....	760	1,113	111	792	1,031
Howard..	1,387	2,328	291	1,647	2,826	Vand'brg	3,747	4,117	577	4,125	4,069
Hunt'ton.	2,412	2,104	324	2,463	2,451	Vermill'n	958	1,148	415	1,114	1,377
Jackson..	2,583	873	967	2,749	1,640	Vigo.....	3,448	2,424	2,930	3,739	3,551
Jasper...	530	1,062	509	751	1,262	Wabash..	2,157	3,169	143	2,243	3,515
Jay.....	1,993	1,860	295	1,944	1,924	Warren...	667	1,439	558	881	1,689
Jefferson.	2,570	3,082	171	2,697	2,991	Warrick..	2,148	1,788	178	2,292	1,819
Jennings.	1,773	1,958	39	1,756	1,903	Wash'ton	2,045	1,209	271	2,335	1,618
Johnson..	2,245	1,645	509	2,363	1,860	Wayne...	2,679	4,625	609	3,197	5,593
Knox....	2,691	1,816	169	3,058	2,288	Wells....	1,956	770	650	2,339	1,502
Kosci'sko	2,427	2,985	160	2,703	3,217	White....	1,190	1,320	650	1,450	1,502
Lagrange.	881	1,620	479	1,256	2,205	Whitley..	1,748	1,256	514	2,052	1,661
Lake....	1,051	1,645	82	1,314	1,826						
Laporte..	3,476	2,943	173	3,699	3,288	Total...	194,491	180,755	39,448	213,526	208,011
Lawrence	1,735	1,816	207	1,666	1,934	Per cent..	46.89	43.56	9.51	49.53	49.37
Madison..	3,199	2,293	164	3,374	2,603						
Majority over next.....							13,736			5,515	
Total vote.....								414,694		431,070	

In 1876, Peter Cooner, Greenback, received 9,533 votes for President. The vote for Governor in 1876 was: Williams, Democrat, 213,164; Harrison, Republican, 203,080; Harrington, Greenback, 13,213. Total, 434,457.

The Legislature of 1879-80 stands: Democrats, 77; Republicans, 62; National Greenback party, 9; Independents, 2. Total, 150.

INDIANA.—Representatives in Congress.

	1878.			1876.		1878.			1876.		
	Heilman. R.	Garvin. D.	De Bruler. Gr.	De Bruler. R.	Ful-ler. D.	Browne. R.	Holman. D.	Jeffries. Gr.	Browne. R.	Holman. D.	
1st Dist.											
Gibson...	2,226	2,167	160	2,262	2,275	Dearborn.	1,794	3,398	92	2,059	3,504
Perry....	1,432	1,417	194	1,324	1,714	Fayette..	1,499	1,271	25	1,587	1,312
Posey....	1,818	2,099	63	1,735	2,353	Franklin.	1,404	2,901	1	1,569	3,015
Spencer..	1,954	2,147	345	2,102	2,375	Randolph.	3,548	1,608	153	3,876	2,002
Vand'rb'rg	4,677	3,258	548	3,924	3,788	Union....	1,026	775	87	1,035	809
Warrick..	1,821	2,011	285	1,811	2,222	Wayne...	4,505	2,983	438	5,462	3,427
Total...	13,928	13,099	1,595	13,158	14,727	Total...	13,776	12,936	796	15,598	14,069
Maj. over next....	829				1,569	Maj. over next....	840			1,509	
Per cent..	48.66	45.76	5.57	45.17	50.56	Per cent..	50.08	47.02	2.89	52.57	47.42
Total v.		28,622		29,125		Total v.		27,508		29,667	
2d Dist.						Grose. Myers. Riley. Robin-son. Cham-bers.					
Crawford.	818	1,229		1,055	1,232	6th Dist.	R.	D.	Gr.	R.	D.
Davies...	2,123	2,157	164	2,073	2,437	Delaware.	2,817	1,648	120	2,994	1,853
Dubois...	761	2,117	32	512	2,355	Grant....	2,524	2,101	246	2,661	2,160
Greene...	2,146	2,184	370	2,213	2,083	Hancock.	1,370	2,125	255	1,546	2,165
Knox....	1,749	2,732	157	2,379	3,144	Henry....	2,898	1,872	538	3,525	2,020
Martin...	875	1,552	223	1,155	1,604	Johnson..	1,643	2,245	509	1,802	2,319
Orange...	1,219	1,377	262	1,371	1,610	Madison..	2,280	3,205	163	2,523	3,418
Pike.....	1,260	1,651	478	1,405	1,577	Shelby....	2,016	2,971	213	2,352	3,183
Sullivan..	1,081	2,318	417	1,562	2,876	Total...	15,548	16,167	2,043	17,403	17,127
Total...	12,032	17,217	2,103	13,735	18,888	Maj. over next....		619		476	
Maj. over next....		5,285			5,153	Per cent..	46.05	47.89	6.05	49.23	48.45
Per cent..	38.25	55.05	6.68	40.91	56.26	Total v.		33,758		35,346	
Total v.		31,452		33,567		Hanna. De La Matyr. Hanna. Lan-ders.					
3d Dist.						7th Dist.	R.	Gr. & D.	R.	D.	
Barth'l...	1,976	2,824	58	2,267	2,801	Hendricks.....	2,629	2,307	2,795	1,926	
Brown....	291	1,202		487	1,229	Marion... ..	10,724	11,224	12,010	11,498	
Clarke...	1,009	2,204	742	2,404	3,270	Morgan.....	2,169	2,372	2,032	1,976	
Floyd....	1,818	2,090	512	1,715	2,430	Putnam.....	2,359	2,817	2,197	2,836	
Harrison.	1,481	2,106		1,710	2,434	Total.....	17,881	18,720	19,634	18,236	
Jackson..	1,702	2,612	40	1,529	2,714	Maj. over next..		839	1,398		
Washingt'n	1,092	2,036	236	1,635	2,347	Per cent.....	48.85	51.14	49.75	46.20	
Total..	9,369	15,074	1,588	11,576	17,225	Total vote....		36,601	39,465		
Maj. over next....		5,705			5,469	Hunter. Hos-tetter. White. Hunter. Mc-Lean.					
Per cent..	35.99	57.90	6.10	38.80	57.73	8th Dist.	R.	D.	Gr.	R.	D.
Total v.		26,031		29,835		Clay.....	1,859	2,281	1,101	2,340	2,429
4th Dist.						Lawrence.	1,781	1,754	213	1,906	1,632
Decatur..	2,422	2,543		2,455	2,418	Monroe...	1,573	1,555	316	1,694	1,513
Jefferson.	3,110	2,624	46	3,051	2,787	Owen....	1,099	1,862	343	1,397	1,854
Jennings.	1,884	1,848	28	1,956	1,799	Parke..	2,085	1,534	695	2,430	1,727
Ohio.....	682	602		602	500	Vermilion	1,106	918	490	1,288	857
Ripley....	2,147	2,533		2,139	2,373	Vigo.....	2,621	3,260	3,771	3,210	3,143
Rush.....	2,402	2,317	58	2,450	2,171	Total...	12,124	13,164	4,929	14,265	13,165
Scott.....	676	1,061	67	766	1,063	Maj. over next....		1,040		1,100	
Switzerl'd	1,332	1,618		1,483	1,399	Per cent..	40.10	43.55	16.36	44.39	40.96
Total..	14,655	15,146	199	14,920	14,570	Total v.		30,227		32,134	
Maj. over next....		491		332		Orth. Mc-Cabe. Tem-pleton. White. McWil-lams.					
Per cent..	48.85	50.48	.66	49.95	48.78	9th Dist.	R.	D.	Gr.	R.	D.
Total v.		30,000		29,868		Benton...	993	977	563	1,208	1,015
5th Dist.						Boone....	2,413	2,428	919	2,611	1,323
Dearborn.	1,794	3,398	92	2,059	3,504	Clinton..	1,948	2,733	347	2,291	1,609
Fayette..	1,499	1,271	25	1,587	1,312	Fountain.	1,833	2,087	991	2,040	1,019
Franklin.	1,404	2,901	1	1,569	3,015	Montgom'y	2,808	3,068	669	3,019	3,019
Randolph.	3,548	1,608	153	3,876	2,002	Tippecanoe	4,211	3,500	560	4,195	3,948
Union....	1,026	775	87	1,035	809	Warren..	1,402	717	522	1,623	631
Wayne...	4,505	2,983	438	5,462	3,427	Total...	15,608	15,510	4,571	16,990	15,580
Total...	13,776	12,936	796	15,598	14,069	Maj. over next....		98		1,410	
Maj. over next....	840				1,569	Per cent..	43.73	43.45	12.80	47.30	43.37
Per cent..	50.08	47.02	2.89	52.57	47.42	Total v.		35,689		35,919	
Total v.		27,508		29,667							

INDIANA.—Representatives in Congress. (Continued.)

	1878.			1876.			1878.		1876.		
	Calkins. R.	Weir. D.	Skinner. Gr.	Calkins. R.	Haym'd D.		Clerk. D.	Stude- baker. Gr.	Bon- ham. R.	Hamill- ton. D.	
10th Dist.						12th Dist.					
Carroll...	1,829	2,012	344	2,066	2,251	Adams.....	1,585	856	792	1,657	
Jasper...	1,060	551	493	1,201	860	Allen.....	6,676	2,838	3,973	7,681	
Lake.....	1,619	974	146	1,990	1,158	Blackford.....	893	741	595	823	
Laporte..	3,218	3,101	234	3,489	3,600	Huntington....	2,405	1,261	2,420	2,495	
Newton...	929	424	465	1,079	830	Jay.....	1,974	752	1,829	1,817	
Porter....	1,351	493	1,704	2,045	1,647	Wells.....	1,829	1,497	1,449	2,303	
Pulaski...	711	816	527	923	1,219	Whitney.....	1,705	1,767	1,660	2,066	
St. Joseph	2,995	3,271	521	3,543	3,534	Total... ..	17,067	9,712	12,777	19,142	
Starke....	321	534	220	[111 maj.]	Maj. over next..	7,355			6,365	
White ..	1,333	1,222	598	1,616	1,594	Per cent.....	63.73	36.26	38.86	58.72	
Total...	15,366	18,398	5,252	Total vote....	26,779		32,594		
Maj. over next....	1,968			1,148		N. B.—No Republican candidate was nomi- nated in 1878 in the 12th District.					
Per cent..	45.17	39.38	15.43	13th Dist.	Baker. R.	Stoll. D.	Williams. Gr.	Baker. R.	Kelley. D.
Total v.		34,016				De Kalb..	1,887	2,168	507	2,399	2,597
						Elkhart...	3,309	2,619	582	3,693	3,388
11th Dist.						Kosciusko	2,994	2,406	167	3,259	2,689
Cass.....	2,664	2,639	1,093	3,049	3,576	Lagrange.	1,628	854	493	2,087	1,201
Fulton...	1,361	1,389	431	1,579	1,727	Marshall..	1,526	2,000	1,106	2,236	2,791
Hamilton.	2,750	1,263	1,077	3,114	2,064	Noble....	2,086	2,464	383	2,639	2,649
Howard..	2,278	1,283	434	2,687	1,923	Steuben..	1,754	1,012	224	2,168	958
Miami....	2,640	2,746	226	2,687	3,005	Total... ..	15,184	13,523	3,462	18,481	16,273
Tipton ...	884	1,600	427	1,415	1,879	Maj. over next....	1,661			2,008	
Wabash..	2,970	2,182	178	3,499	2,308	Per cent..	47.20	42.03	10.76	52.89	46.57
Total...	15,547	13,102	4,266	17,930	16,482	Total v.		32,169		34,940	
Maj. over next....	1,445			1,448							
Per cent..	47.23	39.80	12.96	52.10	47.89						
Total v.		32,915		34,412							

STATE OF IOWA.—Representatives in Congress, 1878.

	1878.			1876.			1878.		1876.	
	McCoid. R.	Hobbs. D.	Bereman. G.	McCoid. R.	Bereman. G.		Updegraff. R.	O'Donnell. D.	Spangler. G.	Updegraff. R.
1st District.						3d District.				
Des Moines.....	2,345	1,448	640			Allamakee.....	1,595	1,612		316
Henry.....	1,786	717	1,086			Buchanan.....	1,528	806		1,090
Jefferson.....	1,671	645	840			Clayton....	2,507	1,700		669
Lee.....	2,170	2,369	1,054			Delaware ...	1,644	1,308		208
Louisa	1,345	478	499			Dubuque....	1,757	3,500		991
Van Buren .. .	1,552	1,287	562			Fayette.....	1,820	883		1,653
Washington .. .	1,836	1,001	824			Winneshiek ..	1,872	1,077		479
Total.....	12,705	7,945	5,505			Total.....	12,723	10,886		5,406
Plurality.....	4,760					Plurality.....	1,837			
Per cent. of whole.	48.57	30.33	21.04			Per cent. of whole.	43.84	37.51		18.97
Total vote....	26,155					Total vote....	29,015			
1876.. Stone (R.)	17,188.					1876.. Burdick (R.)	17,423.			
		Hobbs (D.)	14,014					Griffin (D.)	16,100	
2d District.						4th District.				
Cedar.....	1,981	713	773			Blackhawk ...	2,182	1,162		219
Clinton.....	2,698	2,434	757			Bremer.....	1,225	393		808
Jackson.....	1,624	1,826	611			Butler.....	1,405	726		228
Jones.....	2,138	1,054	409			Cerro Gordo....	1,132	409		169
Muscatine	1,896	1,363	941			Chickasaw	1,189	703		743
Scott.....	3,000	2,119	469			Floyd.....	1,617	315		502
Total.....	13,337	9,509	3,960			Franklin... ..	1,101	74		554
Plurality.....	3,828					Grundy.....	1,145	484		147
Per cent. of whole.	49.75	35.47	14.77			Hancock.....	280	86		97
Total vote....	26,806					Hardin.....	1,654	598		440
1876... Price (R.)	16,439.					Howard.....	940	1		1,012
		Murphy (D.)	14,683			Mitchell.....	1,573	117		557
						Winnebago.....	456	2		97
In 4th District :						Worth.....	622	137		50
1876.. Deering (R.)	20,770.	Foreman (D.)	9,379			Wright.....	613	86		119
						Total.....	17,134	5,293		5,742
						Majority over all.	6,099			
						Per cent. of whole.	60.82	18.79		20.38
						Total vote....	28,169			

STATE OF IOWA.—Representatives in Congress, 1878. (Continued.)

5th District.				8th District.			
Clark. R.	Brown. D.	Carter. G.		Sapp. R.	Keatley. D.	Hicke. G.	
Benton.....	2,194	56	1,559	Adams.....	886	350	721
Iowa.....	1,262	9	1,684	Audubon.....	439	436	2
Johnson.....	1,921	514	1,851	Cass.....	1,578	678	526
Linn.....	3,056	40	2,899	Fremont.....	1,122	908	686
Marshall.....	2,120	12	1,530	Harrison.....	1,462	882	534
Poweshiek.....	1,898	1,329	Mills.....	1,171	875	156
Tama.....	1,754	66	1,159	Montgomery....	1,174	322	839
Total.....	14,205	699	12,011	Page.....	1,446	416	629
Majority over all.	1,495			Pottawattamie..	2,254	1,704	512
Per cent. of whole.	52.77	2.69	44.62	Ringgold.....	729	13	859
Total vote.....	26,915			Shelby.....	748	533	31
1876...Clark (R.)	19,274.	Worley (D.)	11,154	Taylor... ..	1,232	7	1,322
				Union.....	902	329	943
				Total.....	15,343	7,453	7,760
				Majority over all.	130		
				Per cent. of whole.	50.21	24.39	25.39
				Total vote.....	30,556		
				1876...Sapp (R.)	19,358	Bolter (D.)	15,236
6th District.				9th District.			
	Sampson. R.	Weaver. G. & D.		Carpenter. R.	Hoggatt. G.	Brown. D.	
Appanoose.....	1,235	1,766		Boone.....	1,695	1,564
Davis.....	947	1,577		Buena Vista....	834	285	3
Jasper.....	2,555	2,601		Calhoun.....	528	254	23
Keokuk.....	1,788	1,889		Carroll.....	714	865	1
Mahaska.....	2,538	2,480		Cherokee.....	528	546	17
Marion.....	1,913	2,570		Clay.. ..	589	33	2
Monroe.....	1,087	1,340		Crawford.....	995	159	602
Wapello.....	2,245	2,143		Dickinson.....	215	1
Total.....	14,308	16,366		Emmett.....	199	48	5
Majority.....		2,058		Greene.....	1,116	907
Per cent. of whole.....	46.64	53.35		Hamilton.....	775	681	83
Total vote.....	30,674			Humboldt.....	372	317
1876...Sampson (R.)	18,778			Ida.....	308	130	3
Hendershott (D.)	14,719			Kossuth.....	505	393
				Lyon.....	241	27	4
				Monona.....	556	589	1
				O'Brien.....	333	297	3
				Osceola.....	327	56	10
				Palo Alto.....	271	452
				Plymouth.....	736	445	170
				Pocahontas....	354	239
				Sac.....	614	391	64
				Sioux.....	466	79	174
				Story.....	1,395	1,142
				Webster.....	953	1,547
				Woodbury.....	370	841	37
				Total.....	16,489	12,338	1,202
				Majority over all.	2,949		
				Per cent. of whole.	54.91	41.08	4.00
				Total vote.....	30,029		
				1876..Oliver (R.)	19,563	Rees (D.)	10,583

IOWA.—State Ticket, 1879.

COUNTIES—99.	GOVERNOR, 1879.				CONGRESS, 1878.				PRESIDENT, 1876.	
	Gear. Rep.	Trim- ble. Dem.	Camp- bell. Gr.	Dun- gan. Pro.	Rep.	Dem.	Gr.	Dem. and Gr.	Hayes. Rep.	Til- den. Dem.
Adair.....	1,353	88	859	1,000	945	1,334	593
Adams.....	1,008	433	742	3	886	350	721	1,376	626
Allamakee....	1,795	1,584	206	1,595	1,612	316	1,709	1,646
Appanoose....	1,452	1,212	638	3	1,235	1,766	1,710	1,419
Audubon.....	812	654	11	5	439	436	2	427	353
Benton.....	2,617	611	971	103	2,194	56	1,559	2,901	1,356

COUNTIES—99.	GOVERNOR, 1879.				CONGRESS, 1878.				PRESIDENT, 1876.	
	Gear. Rep.	Trimble. Dem.	Campbell. Gr.	Dungan. Pro.	Rep.	Dem.	Gr.	Dem. and Gr.	Hayes. Rep.	Tilden. Dem.
Black Hawk....	2,334	1,174	178	144	2,182	1,162	219	2,979	1,592
Boone.....	1,833	1,001	556	1,695	1,564	2,018	1,305
Bremer.....	1,362	602	509	74	1,225	393	808	1,737	757
Buchanan.....	1,969	815	805	19	1,528	806	1,090	2,227	1,416
Buena Vista....	999	198	77	77	834	3	235	770	200
Butler.....	1,726	805	60	58	1,405	776	228	1,828	780
Calhoun.....	716	257	25	30	528	23	254	622	196
Carroll.....	881	926	103	714	1	865	799	771
Cass.....	1,907	950	360	1,578	678	526	1,876	979
Cedar.....	1,998	1,191	253	121	1,981	713	773	2,328	1,445
Cerro Gordo....	1,442	619	20	1,132	409	169	1,274	448
Cherokee.....	860	116	371	528	17	546	864	175
Chickasaw.....	1,258	782	945	1,189	703	743	1,574	1,090
Clarke.....	1,220	585	417	12	985	1,100	1,405	816
Clay.....	735	57	589	2	33	567	94
Clayton.....	2,693	2,219	92	19	2,507	1,700	669	2,662	2,621
Clinton.....	2,724	2,497	499	195	2,698	2,434	757	3,654	3,398
Crawford.....	1,263	785	73	995	602	151	1,043	638
Dallas.....	2,066	141	1,566	27	1,744	1,798	2,136	752
Davis.....	980	1,084	1,174	947	1,577	1,586	1,631
Decatur.....	1,379	812	615	12	1,201	1,473	1,647	1,282
Delaware.....	1,999	1,290	130	15	1,644	1,308	208	2,233	1,466
Des Moines.....	2,995	2,269	180	15	2,345	1,448	640	3,325	2,917
Dickinson.....	321	5	2	215	1	259	48
Dubuque.....	2,498	3,950	707	17	1,757	3,500	991	2,798	4,977
Emmet.....	304	39	18	199	5	48	246	36
Fayette.....	2,570	798	1,321	1,820	883	1,653	3,029	1,709
Floyd.....	1,637	366	486	102	1,617	315	502	2,032	751
Franklin.....	1,345	278	182	1,101	74	554	1,178	379
Fremont.....	1,522	1,445	400	1,122	908	686	1,658	1,682
Greene.....	1,447	200	735	12	1,116	907	1,310	510
Grundy.....	1,265	559	66	51	1,145	484	147	1,099	417
Guthrie.....	1,350	276	664	1,233	1,116	1,434	629
Hamilton.....	1,160	153	554	775	83	681	1,187	425
Hancock.....	480	167	29	230	86	97	281	99
Hardin.....	1,870	671	113	203	1,654	598	440	2,152	980
Harrison.....	1,479	1,017	324	98	1,462	882	534	1,557	1,386
Henry.....	2,011	944	526	92	1,736	717	1,086	2,809	1,485
Howard.....	1,059	28	1,144	9	940	1	1,012	1,194	600
Humboldt.....	591	84	240	372	317	523	183
Ida.....	487	163	119	508	3	130	212	57
Iowa.....	1,627	930	596	56	1,262	9	1,684	1,870	1,348
Jackson.....	1,797	2,353	421	51	1,624	1,826	611	2,126	2,485
Jasper.....	2,922	1,078	1,456	2,555	2,601	3,375	1,804
Jefferson.....	1,918	1,373	180	39	1,671	645	840	2,166	1,449
Johnson.....	2,439	2,661	86	14	1,921	514	1,851	2,345	2,563
Jones.....	2,413	1,705	63	2,138	1,054	409	2,591	1,763
Keokuk.....	2,017	1,918	151	22	1,788	1,889	2,364	1,862
Kossuth.....	670	245	155	505	393	638	227
Lee.....	2,406	2,858	908	9	2,170	2,369	1,054	3,160	3,682
Linn.....	3,842	2,735	287	63	3,056	40	2,899	4,331	2,917
Louisa.....	1,654	706	312	111	1,345	478	499	1,930	1,008
Lucas.....	1,466	896	408	1	1,077	1,113	1,478	1,044
Lyon.....	313	1	18	241	4	27	262	46
Madison.....	1,759	552	1,293	30	1,648	1,914	2,246	1,538
Mahaska.....	2,714	1,001	1,272	124	2,538	2,480	3,221	1,701
Marion.....	2,209	1,166	1,410	41	1,913	2,570	2,736	2,304
Marshall.....	2,280	873	450	305	2,120	12	1,530	3,056	1,189
Mills.....	1,571	1,076	149	32	1,171	875	156	1,452	1,165
Mitchell.....	1,597	642	238	19	1,573	117	557	1,663	671
Monona.....	831	209	490	556	1	589	713	304
Monroe.....	1,207	488	982	9	1,087	1,340	1,418	1,246
Montgomery....	1,530	333	818	6	1,174	322	839	1,749	759
Muscatine.....	2,143	1,285	599	55	1,896	1,363	941	2,523	2,075
O'Brien.....	471	38	220	1	333	3	297	463	116
Osceola.....	423	71	327	10	56	329	59
Page.....	1,851	513	288	80	1,446	416	629	2,243	861

IOWA.—State Ticket. (Continued.)

COUNTIES—99.	GOVERNOR, 1879.				CONGRESS, 1878.				PRESIDENT, 1876.	
	Gear. Rep.	Trimble. Dem.	Campbell. Gr.	Dungan. Pro.	Rep.	Dem.	Gr.	Dem. and Gr.	Hayes. Rep.	Tilden. Dem.
Palo Alto.....	331	323	196	271	452	343	333
Plymouth.....	873	700	21	736	170	445	835	502
Pocahontas.....	520	175	59	354	239	374	141
Polk.....	4,007	1,844	1,071	69	3,664	3,469	4,321	2,382
Pottawattamie .	2,819	2,547	220	40	2,254	1,704	512	2,565	2,414
Poweshiek.....	2,215	785	827	26	1,898	1,329	2,509	1,083
Ringgold.....	1,146	55	902	729	13	854	1,246	422
Sac.....	883	245	290	614	64	391	661	166
Scott.....	3,422	1,979	286	296	3,000	2,119	469	3,819	2,853
Shelby.....	1,133	794	27	748	533	31	897	631
Sioux.....	645	289	18	466	174	79	439	220
Story.....	1,701	308	736	42	1,395	1,142	1,843	579
Tama.....	2,278	866	475	51	1,754	66	1,159	2,337	1,317
Taylor.....	1,589	92	1,233	4	1,232	7	1,322	1,727	676
Union.....	1,250	464	1,028	1	902	329	943	1,238	795
Van Buren.....	1,687	1,448	444	51	1,552	1,287	562	2,113	1,661
Wapello.....	2,455	2,091	291	2	2,245	2,143	2,582	2,412
Warren.....	2,042	838	1,092	42	1,761	1,969	2,439	1,415
Washington.....	2,025	1,089	471	36	1,836	1,001	824	2,467	1,508
Wayne.....	1,502	494	964	29	1,233	1,573	1,692	1,341
Webster.....	1,376	405	1,176	9	953	1,547	1,299	987
Winnebago.....	696	49	456	2	97	498	39
Winneshiek.....	2,014	1,156	334	1	1,872	1,077	479	2,759	1,617
Woodbury.....	1,262	974	133	370	37	841	1,034	997
Worth.....	1,104	257	3	622	137	50	703	149
Wright.....	754	183	613	86	119	574	181
	157,571	85,056	45,549	3,288	131,090	42,985	52,659	32,836	171,332	112,121
Per cent.....	54.06	29.18	15.62	1.12	50.50	16.56	20.28	12.65	58.50	38.27
Maj. over all....	23,738				2,610				49,721	
Total vote.....			291,464				259,570		292,943	

Cooper (Greenback) for President, 1876, received 9,490 votes.

The Legislature of 1880-81 stands:

	Rep.	Dem.	Gr.	Rep. Maj.
Senate.....	41	7	2	32
House.....	84	12	4	68
Joint Ballot.....	125	19	6	100

STATE OF KANSAS.—State Ticket.

COUNTIES—76.	GOVERNOR. 1878.			LIEUT.-GOV. 1877.			PRESIDENT. 1876.		
	St. John. Rep.	Goodin. Dem.	Mitchell. Gr.	Humphrey. Rep.	Watterson. Dem.	Hadley Gr.	Hayes. Rep.	Tilden. Dem.	Cooper. Gr.
Allen.....	944	648	173	843	1,040	382	140
Anderson.....	638	222	516	729	235	211	760	245	224
Atchison.....	1,870	1,559	37	1,484	1,139	1,863	1,512	2
Barbour.....	171	133	11	80	56	73	97
Barton.....	1,067	801	77	673	604	289	43
Bourbon.....	1,667	800	944	1,321	224	1,005	1,966	817	690
Brown.....	1,127	492	410	1,001	447	148	1,255	593	230
Butler.....	1,506	653	459	1,644	57	1,563	712
Chase.....	473	246	240	471	179	147	593	536	252

COUNTIES—76.	GOVERNOR. 1878.			LIEUT.-GOV. 1877.			PRESIDENT. 1876.		
	St. John. Rep.	Good-in. Dem.	Mitchell. Gr.	Humphrey. Rep.	Watter-son. Dem.	Hadley. Gr.	Hayes. Rep.	Tilden. Dem.	Cooper. Gr.
Chautauqua.....	866	213	819	884	6	648	1,046	214	40
Cherokee.....	1,303	1,216	962	1,183	1,267	356	1,339	1,043	221
Clay.....	1,180	279	147	1,038	24	135	1,184	268
Cloud.....	1,164	427	167	1,067	6	1,184	489	7
Coffey.....	800	398	424	675	331	381	945	550	69
Cowley.....	1,545	631	718	1,432	728	3	1,669	955	5
Crawford.....	1,190	1,012	589	1,041	789	226	1,269	874	257
Davis.....	477	402	148	306	146	383	472	321	146
Dickinson.....	1,464	564	141	1,226	403	1,342	469	50
Doniphan.....	1,493	875	409	1,518	857	45	1,644	1,024	1,015
Douglas.....	1,907	1,075	805	1,159	299	1,417	2,322	934	494
Edwards.....	413	99	33	212	26	183	155
Elk.....	686	56	695	1,033	19	5	1,006	428	39
Ellis.....	668	274	25	315	216	210	142
Ellsworth.....	664	311	4	539	12	12	418	181
Ford.....	247	309	87	185	145	132	180
Franklin.....	1,257	446	938	1,203	330	408	1,499	513	419
Greenwood.....	836	315	447	757	438	977	471	1
Harper.....	251	77	37
Harvey.....	907	295	260	833	299	10	1,006	351
Jackson.....	927	578	109	795	573	885	592	9
Jefferson.....	1,383	1,025	304	1,251	1,167	1,395	864	213
Jewell.....	1,219	300	429	799	9	1,281	448	130
Johnson.....	1,445	710	1,001	767	424	972	1,088	759	615
Kingman.....	211	43	66	17	3
Labette.....	1,594	968	804	1,554	215	848	2,092	1,373	8
Leavenworth...	2,111	2,485	258	2,153	2,327	23	1,821	2,564	56
Lincoln.....	699	251	99	408	165	479	261
Linn.....	1,303	264	1,198	1,110	79	80	1,647	545	221
Lyon.....	1,333	388	801	1,494	343	191	1,579	430	67
Marion.....	926	233	415	752	154	262	860	369	24
Marshall.....	1,455	653	539	690	1,406	74	1,604	789	172
McPherson.....	931	126	606	807	261	1,394	334
Miami.....	1,373	897	666	1,126	512	482	1,578	833	334
Mitchell.....	1,052	538	1	651	1,010	395
Montgomery...	1,287	1,054	999	1,529	1,251	145	1,824	1,177	353
Morris.....	690	276	236	926	22	707	370	24
Nemaha.....	964	710	61	906	712	1,136	638	12
Neosho.....	1,014	857	601	1,009	865	4	1,370	955	168
Norton.....	323	115	178	194	48	3
Osage.....	1,358	353	1,050	1,655	5	238	1,084	520	291
Osborne.....	1,090	68	85	608	661	283	1
Ottawa.....	655	189	445	549	4	837	246	11
Pawnee.....	647	196	133	563	82	2	309	119	9
Phillips.....	558	283	121	359	479	197
Pottawattomic.	1,181	843	446	1,085	619	48	1,335	720	73
Reno.....	1,477	462	149	1,057	7	9	1,117	343
Republic.....	1,150	95	163	1,342	22	1,390	408	11
Rice.....	755	328	141	568	196	595	114	41
Riley.....	945	210	408	444	111	6	1,133	223	65
Rooks.....	297	74	78	170	116	49	7
Rush.....	564	143	37	170	31	141	10
Russell.....	566	95	258	243	14	247	328	75
Saline.....	1,429	651	171	1,297	269	1,314	370	29
Sedgwick.....	1,572	1,137	354	1,456	738	1,774	975	4
Shawnee.....	2,340	853	455	1,549	480	126	2,549	1,044	29
Smith.....	651	171	439	596	62	731	276	27
Sumner.....	1,048	735	677	1,027	678	80	1,009	766	27
Wabannsee.....	640	424	93	6	16	728	274	5
Washington...	1,201	659	156	1,011	496	1,194	497	33
Wilson.....	1,145	442	683	1,116	619	5	1,492	765	40
Woodson.....	644	320	119	783	90	15	673	306
Wyandotte.....	1,086	1,178	481	1,115	978	195	1,260	993	243
Total.....	74,020	37,208	27,057	62,570	24,740	9,590	78,322	37,002	7,770
Per cent.....	53.52	26.90	19.57	63.88	25.26	9.79	63.16	30.63	6.21
Maj. over next.	36,812			37,830			40,120		
Maj. over all...	9,744			27,261			32,517		
Total vote....		138,285			97,939			123,994	

The Legislature of 1879-80 stands: Republicans, 124; Democrats, 27; National or Greenback party, 18. Total, 169.

COUNTIES, 116	GOVERNOR—AUGUST 1879.			PRESIDENT—1876.		COUNTIES, 116.	GOVERNOR—1879.			PRESIDENT—1876.	
	L. P. Blackburn. Dem.	Walt. Evans Rep.	Cook. Gr.	Tilden Dem.	Hayes Rep.		L. P. Blackburn. Dem.	Walt. Evans Rep.	Cook. Gr.	Tilden Dem.	Hayes Rep.
	Adair...	1,166	1,017	189	1,176		1,062	Larne ..	713	380	110
Allen...	768	533	208	1,064	649	Laurel..	444	653	51	560	660
And'son	871	393	5	1,154	509	Lawr'ce	916	723	222	1,048	615
Ballard.	1,814	278	180	2,061	343	Lee.....	372	355	5	352	367
Barren..	1,736	1,256	298	2,185	1,309	Leslie ..	37	323	47
Bath....	1,211	961	3	1,123	831	Letcher	365	317	50
Bell	252	444	3	234	458	Lewis ..	958	1,235	35	1,147	1,134
Boone ..	924	162	16	1,802	408	Lincoln.	1,376	961	9	1,547	1,047
Bourb'n	1,501	1,392	1	1,761	1,615	Living'n	833	81	124	1,073	255
Boyd ..	673	654	595	1,059	884	Logan..	2,100	1,187	15	2,242	1,557
Boyle...	1,177	986	5	1,434	1,176	Lyon ...	547	290	197	781	484
Bracken	1,434	429	11	1,575	684	Madison	2,124	2,089	16	2,236	1,967
Breatht	783	350	54	687	351	Magof'n	521	508	489	436
Breck-						Marion..	1,155	726	185	1,632	827
inridge	1,318	865	319	1,357	800	Marsh'll	1,004	179	145	1,311	217
Bullitt..	542	167	282	1,017	262	Martin..	113	228	8	94	235
Butler..	512	819	549	449	557	Mason..	2,265	1,656	1	2,362	1,518
Caldw'll	897	514	27	1,199	752	McCrac-					
Cal'way	1,184	168	442	1,647	246	ken...	1,441	556	37	1,756	943
Camp'll	1,413	1,274	82	2,949	2,304	McLean	677	339	227	799	306
Carroll..	1,272	223	1	1,289	275	Meade..	982	117	362	1,227	258
Carter..	460	465	878	703	713	Menifee	445	134	2	401	109
Casey ..	696	546	541	469	Mercer..	1,392	982	5	1,659	1,131
Christ'n	1,719	2,355	695	2,062	2,842	Metcalf.	663	752	39	718	669
Clark...	1,362	935	5	1,356	1,025	Monroe.	447	680	190	590	664
Clay....	601	743	123	821	910	Montg'y	860	714	4	1,213	869
Clinton.	246	465	108	342	498	Morgan.	1,009	347	14	1,022	335
Crit'den	733	652	337	944	931	Muhlen-					
Cumb'r-						berg..	1,076	954	308	1,159	950
land...	494	556	44	596	614	Nelson..	1,323	768	159	1,782	815
Daviess.	2,016	420	263	3,285	1,050	Nichol's	1,150	761	1,315	762
Edmon-						Ohio....	1,679	1,308	180	1,589	1,114
son ...	325	337	229	479	396	Oldham	706	334	70	956	424
Elliott..	620	31	227	739	141	Owen...	2,073	391	23	2,700	398
Estill...	703	575	39	895	658	Owsley.	196	542	215	526
Fayette	2,265	2,320	26	2,963	3,085	Pendl'n.	1,387	1,018	16	1,686	920
Flemig	1,608	1,347	1,534	1,112	Perry...	226	481	30	326	610
Floyd ..	948	297	18	927	282	Pike....	927	597	100	947	429
Fr'nklin	1,240	597	99	1,989	1,084	Powell..	319	260	7	344	250
Fulton..	665	31	94	1,037	148	Pulaski.	825	1,313	214	1,652	1,981
Gallatin	635	230	15	678	238	Rob'ts'n	508	309	689	359
Garrard	934	1,142	3	1,136	1,135	Rock-					
Grant ..	1,650	855	1,297	719	castle.	463	563	368	824	776
Graves..	1,761	794	499	2,985	926	Rowan..	378	431	11	247	298
Grayson	894	585	400	1,068	613	Russell.	441	379	193	647	528
Green ..	509	533	202	951	741	Scott ...	1,522	972	9	1,827	1,322
Gre'nup	546	616	802	1,020	979	Shelby .	1,421	977	235	2,135	1,210
Hanc'k.	549	154	443	810	205	Simps'n	1,179	582	17	1,272	597
Hardin .	1,224	596	638	2,135	813	Spencer	519	224	6	881	320
Harlan	205	583	4	179	608	Taylor..	553	357	59	990	471
Har'son	1,170	708	11	1,915	988	Todd....	1,131	980	207	1,395	1,215
Hart....	1,545	1,185	204	1,584	1,031	Trigg...	1,245	637	84	1,508	994
Hender-						Trimble	1,157	78	39	1,058	114
son ...	1,910	883	477	2,592	1,524	Union ..	1,758	275	416	2,200	654
Henry ..	1,557	557	691	1,862	820	Warren.	2,126	788	307	2,652	1,899
H'kman	1,175	176	115	1,317	381	Washi'n	1,232	1,126	35	1,428	1,014
Hopkins	1,484	904	572	1,859	952	Wayne..	780	615	63	1,050	694
Jackson	197	621	45	281	576	Webster	1,019	391	580	1,270	491
Jeff'son	8,848	4,710	1,156	14,656	5,905	Whitley	344	596	16	487	987
Jessa'ne	1,184	1,000	13	1,142	1,086	Wolfe ..	527	317	531	270
Johnson	467	515	235	559	707	W'dford	1,005	720	1	1,340	1,080
Kenton.	3,416	1,794	14	4,185	2,440						
Knox...	506	627	157	651	889	Total.	125,799	81,882	18,954	159,690	97,156
						Majorit.	43,917	62,534

Per cent..... 55.50 36.12 8.36 61.17 37.42
 Total vote..... 226,635 259,608

The Legislature of 1880-81 stands 112 Democrats, 2 Ind. Democrats, 21 Republicans, and 2 Greenback.

PARISHES, 58.	GOVERNOR— Dec. 2, 1879.		GOVERNOR—1876. Final count.		PRESIDENT—1876. Returning Board count.	
	Louis A. Wiltz. Dem.	Taylor Beattie. Rep.	Nicholls. Dem.	Packard. Rep.	Tilden. Dem.	Hayes. Rep.
Ascension.....	392	1,846	1,219	2,052	1,497	2,071
Assumption.....	1,506	1,914	1,697	1,684	1,686	1,691
Avoyelles.....	1,608	1,355	1,485	1,503	1,471	1,504
Baton Rouge, East.	1,595	1,317	2,241	1,623	796	1,466
Baton Rouge, West	338	563	442	902	441	912
Blenville.....	1,100	958	226	956	227
Bossier.....	1,531	278	880	1,724	603	1,625
Caddo.....	2,615	493	1,719	2,630	1,656	2,687
Calcasieu.....	1,474	129	1,308	85	1,252	84
Caldwell.....	682	228	626	282	481	211
Cameron.....	252	39	246	52	246	52
Carroll, East.....	193	1,576	615	2,307	592	2,432
Carroll, West.....	503	56				
Catahoula.....	860	482	958	801	839	802
Claiborne.....	1,730	444	1,588	427	1,392	432
Concordia.....	1,269	1,024	379	2,445	309	2,523
De Soto.....	918	8	1,313	892	613	717
Feliciana, East....	1,259	293	1,741	Rejected	Rejected
Feliciana, West....	1,339	147	1,246	780	238	624
Franklin.....	822	1	789	129	716	101
Grant.....	351	106	514	405	Rejected	Rejected
Iberia.....	*477	1,253	1,449	925	1,441
Iberville.....	626	2,245	965	2,283	954	2,297
Jackson.....	602	456	35	462	23
Jefferson.....	297	782	859	1,688	782	1,761
Lafayette.....	1,205	690	1,158	660	633	654
Lafourche.....	1,715	1,866	2,006	2,006	1,688	1,867
Lincoln.....	1,400	1,080	324	1,070	331
Livingston.....	563	80	770	121	391	121
Madison.....	2,320	78	336	2,510	328	2,584
Morehouse.....	*783	1,400	762	394	427
Natchitoches.....	1,351	516	1,776	2,084	1,418	2,092
Orleans.....	13,794	5,860	25,097	15,030	23,918	14,971
Ouachita.....	1,976	11	1,869	781	349	745
Plaquemines.....	829	1,637	727	1,732	712	1,754
Pointe Coupee....	1,364	907	1,096	1,943	1,083	1,987
Rapides.....	1,941	899	1,649	1,729	1,619	1,756
Red River.....	*615	413	832	412	833
Richland.....	1,158	975	265	194	120
Sabine.....	812	7	908	23	906	23
St. Bernard.....	897	472	335	691	336	691
St. Charles.....	114	1,105	263	1,140	229	1,229
St. Helena.....	464	352	652	516	649	520
St. James.....	813	1,442	984	1,984	979	1,989
St. John.....	492	1,195	757	1,287	743	1,288
St. Landry.....	3,523	2,467	3,750	2,445	3,626	2,394
St. Martin.....	849	1,067	1,032	1,090	1,023	1,099
St. Mary.....	515	1,237	1,455	2,397	1,459	2,405
St. Tammany.....	605	398	645	550	649	551
Tangipahoa.....	795	561	936	558	855	565
Tensas.....	1,944	346	486	3,192	464	3,207
Terrebonne.....	1,007	1,937	1,402	1,962	1,389	1,969
Union.....	1,597	78	1,505	87	1,492	94
Vermilion.....	988	272	908	272	909	277
Vernon.....	688	649	1	469	178
Washington.....	574	175	519	162	511	165
Webster.....	*200	896	858	451	670
Winn.....	718	2	556	78	550	76
Totals.....	72,610	41,460	84,487	76,477	70,508	75,315
Majority.....	30,751	8,010	4,807
Per cent.....	63.43	36.56	52.48	47.51	48.35	51.64
Total vote.....	114,469		160,964		145,823	

On December 2, 1879, the vote was taken on adoption of a new State constitution, which was carried by 85,555 affirmative to 26,483 negative votes. The Legislature of 1880-'81 stands: Democrats, 107; Republicans, 22; Independents, 2; Greenback, 1.

* Indicates majorities.

STATE OF MAINE.—State Ticket.—Governor, 1879.

COUNTIES—16.	GOVERNOR, SEPT., 1879.			GOVERNOR, 1878.			PRESIDENT, 1876.	
	Davis. R.	Smith. G.	Garcelon. D.	Connor R.	Smith. G.	Garcelon. D.	Hayes. R.	Tilden. D.
Androscoggin..	4,569	2,500	1,945	3,802	2,230	2,136	4,294	3,077
Aroostook.....	2,573	1,520	1,794	2,365	1,349	1,926	1,839	1,262
Cumberland...	9,374	4,808	4,223	7,838	3,051	5,614	8,831	7,456
Franklin.....	2,203	1,622	688	1,839	1,472	631	2,116	1,559
Hancock.....	3,668	2,104	1,264	3,105	1,799	1,376	3,376	2,682
Kennebec.....	7,367	4,624	1,038	5,755	3,133	2,337	6,751	4,093
Knox.....	2,582	3,307	728	2,223	2,172	1,703	3,149	2,843
Lincoln.....	2,576	1,696	973	1,939	963	1,864	2,263	1,956
Oxford.....	4,152	2,893	1,561	3,441	2,449	1,671	3,704	3,084
Penobscot.....	7,627	6,691	1,059	6,173	8,112	646	8,206	5,303
Piscataquis...	1,909	1,348	185	1,575	1,364	263	1,799	1,016
Sagadahoc....	2,651	976	555	2,219	575	817	2,499	1,421
Somerset.....	3,892	3,292	933	2,962	3,269	1,054	3,919	3,149
Waldo.....	2,601	3,713	572	2,007	4,270	644	3,465	2,607
Washington...	4,067	2,128	1,696	3,514	1,372	2,112	3,453	2,863
York.....	6,955	4,368	2,454	5,761	3,824	3,078	6,636	5,545
Total.....	68,766	47,590	21,668	56,519	41,404	27,872	66,300	49,917
Maj. over next.	21,176			15,115			16,383	
Per cent.....	49.70	34.40	15.66	44.91	32.90	22.15	56.77	42.67
Total vote.....		138,335			125,826		117,041	
Scattering.....		311			31		824	

There was no choice of Governor by the people, a majority of all the votes cast being required to elect. The Legislature which convenes Jan. 7, 1880, will have to choose a Governor.

In 1876 Cooper, G., received 663 votes for President.

The Legislature of 1880, on the face of the returns, stood:

	Republican	Greenback and Democratic.	Joint Ballot.
Senate.....	19	12	36 Rep. Majority.
House.....	90	61	

Governor Garcelon and Council, however, by throwing out all informal and illegal returns, made a small majority for the "fusionists," or Greenback and Democratic ticket combined. This precipitated a bitter political controversy, the result of which was undetermined when this work went to press.

MAINE.—Representatives in Congress.—1878.

	Rep.	Dem.	Gr.
1st District....	Reed..... 13,483	Anderson..... 9,333	Gove..... 6,348
2d District....	Frye..... 11,434	Belcher..... 3,407	Chase..... 8,472
3d District....	Lindsey..... 11,373	Smith..... 5,895	Philbrick..... 8,322
4th District....	Powers..... 10,095		Ladd, Gr. and D. 12,921
5th District....	Hale..... 10,059	Martin..... 2,198	Murch..... 11,406
1876.			
1st District....	Reed..... 16,248	Goodwin..... 15,156	
2d District....	Frye..... 13,683	Belcher..... 10,223	Chase..... 550
3d District....	Lindsey..... 15,741	O'Brien..... 12,788	
4th District....	Powers..... 12,866	Donworth..... 10,690	
	Oak (Ind Rep.).. 968		
5th District....	Hale..... 15,089	McLellan..... 12,178	
Total.....	73,627	62,732	550
Majority in State.....		10,895	

MARYLAND.—State Ticket, 1879.

COUNTIES—24.	GOVERNOR, 1879.		COMPTROLLER, 1877.		PRESIDENT, 1876.	
	Hamilton Dem.	Gary. Rep.	Keating. Dem.	Porter. Rep.	Tilden. Dem.	Hayes. Rep.
Alleghany	2,774	2,971	2,491	1,489	3,306	3,217
Anne Arundel	3,820	2,212	2,197	2,830	3,130	2,245
Baltimore City	29,184	17,911	28,687	6,396	32,199	22,058
Baltimore Co.	6,852	4,144	5,412	3,320	7,304	5,001
Calvert	1,149	659	1,107	894	983	1,025
Caroline	1,620	1,102	1,246	1,384	1,249	1,067
Carroll	3,395	3,121	2,875	2,549	3,305	2,902
Cecil	2,927	2,569	2,777	2,117	2,971	2,521
Charles	1,687	1,797	1,668	1,687	1,657	1,646
Dorchester	2,434	2,410	2,039	1,978	2,082	1,819
Frederick	5,153	5,503	4,674	4,940	4,970	5,260
Garrett	1,001	1,124	833	866	978	995
Harford	2,444	1,656	2,440	1,450	3,026	2,052
Howard	1,985	1,421	1,489	996	1,641	1,189
Kent	2,465	1,742	1,665	1,442	1,937	1,685
Montgomery	2,592	2,180	1,781	1,351	2,865	2,084
Prince George's	2,709	2,528	2,897	2,381	2,618	2,430
Queen Anne's	2,225	1,554	2,004	1,429	2,140	1,476
Somerset	1,945	1,991	1,967	1,897	1,914	1,787
St. Mary's	1,655	1,708	1,495	1,488	1,502	1,540
Talbot	2,310	1,983	1,900	1,761	1,812	1,803
Washington	4,176	4,038	3,458	3,704	4,019	3,886
Wicomico	2,145	1,191	1,826	926	2,073	1,080
Worcester	2,120	1,096	2,268	1,035	2,093	1,199
Total	90,767	68,610	80,678	50,315	92,074	71,972
Per cent.	56.95	43.04	61.58	38.41	56.12	43.88
Majorities	22,157		30,363		20,102	
Total vote		159,377		130,993		164,046

The Legislature of 1880-'81 stands : Dem. 83; Rep. 26; Ind. 2; Dem. maj. 55.

MASSACHUSETTS.—State Ticket, 1879.

COUNTIES—14	GOVERNOR—1879.				GOVERNOR—1878.				PRESIDENT—1876.	
	John D. Long.	B. F. Butler.	J. Q. Adams	D. C. Eddy.	Talbot.	Butler.	Abbott	Miner.	Hayes.	Tilden.
	Rep.	Ind. Rep. Dem.	Reg. Dem.	Pro.	R.	D. & G.	D.	Pro.	R.	D.
Barnstable	2,628	1,204	161	35	5,662	1,400	168	61	3,493	785
Berkshire..	5,072	3,623	769	19	2,046	3,666	907	40	6,015	5,478
Bristol	8,645	6,922	309	264	9,887	6,723	433	233	11,576	5,814
Dukes	567	233	51	11	363	121	39	27	399	149
Essex	15,711	17,860	1,643	254	17,443	17,672	1,288	231	21,686	14,895
Franklin	3,191	2,274	329	8	3,541	2,352	346	6	4,072	2,257
Hampden..	6,308	6,114	651	50	6,562	6,086	532	49	7,963	6,605
Hampshire	3,672	2,767	207	19	3,948	2,832	217	14	5,018	2,507
Middlesex..	23,084	19,957	1,554	371	26,118	19,324	1,578	374	27,301	19,561
Nantucket.	262	56	27	363	53	36	1	379	103
Norfolk	7,769	5,822	734	153	8,680	5,808	635	153	8,963	6,685
Plymouth..	7,021	4,459	705	91	7,407	4,307	770	91	8,310	4,518
Suffolk	20,262	24,883	1,665	131	22,894	26,675	1,793	186	22,837	25,101
Worcester.	18,559	12,975	1,184	239	19,812	12,416	1,420	447	22,051	14,319
Total	122,751	109,149	9,989	1,645	134,725	109,435	10,162	1,913	150,063	108,777
Per cent.	50.38	44.79	4.09	.67	52.57	42.70	3.96	.74	57.97	42.08
Plurality ..	13,602				25,290				41,286	
Scattering votes		108				97				
Total vote.		243,642				256,242				259,019

Legislature of 1880 stands : Senate, 32 Republicans, 8 Democrats. House, 185 Rep., 52 Dem., 3 Greenback. Rep. maj., joint ballot, 154.

MASSACHUSETTS.—Representatives in Congress.

1878.		1876.	
1st Dist.—	William W. Crapo, Rep...12,575 Matthias Ellis, Dem..... 7,383 Rodney French, Gr..... 219 Scattering 30	1st Dist.—	William W. Crapo, Rep...14,153 Joseph M. Day, Dem.... 6,179
	Crapo's majority over all.. 4,973		Crapo's majority..... 7,974
2d Dist.—	Benjamin W. Harris, Rep..14,579 Edgar E. Dean, Gr..... 5,472 Edward Avery, Dem..... 4,374 Thomas J. Lathrop, Pro... 391 Scattering..... 147	2d Dist.—	Benjamin W. Harris, Rep. 15,550 Edward Avery, Dem..... 9,757
	Harris's majority over all.. 4,195		Harris's majority..... 5,793
3d Dist.—	Walbridge A. Field, Rep...10,919 Benj. Dean, Dem. and Gr .10,478 Eugene H. Clapp, Pro. . . 66 Scattering.... 155	3d Dist.—	Walbridge A. Field, Rep.. 9,320 Benjamin Dean, Dem..... 9,315
	Field's majority over all... 220		Field's majority 5
4th Dist.—	Martin Brimmer, Rep.... 7,654 Leopold Morse, Dem.....11,647 William Washburn, Pro... 73 Scattering..... 46	4th Dist.—	Rufus S. Frost, Rep. 9,215 Leopold Morse, Dem.....10,249
	Morse's majority over all.. 3,874		Morse's majority..... 1,034
5th Dist.—	Selwyn Z. Bowman, Rep..12,308 Nathan Clark, Gr. and Dem.10,653 Nathan J. Clark, Pro..... 265 Scattering.... 71	5th Dist.—	Nathaniel P. Banks, Rep...13,325 Rich'd Frothingham, Dem.12,317
	Bowman's majority over all 1,319		Banks's majority..... 1,003
6th Dist.—	George B. Loring, Rep....10,339 E. Moody Boynton, Gr...10,226 James H. Carleton, Dem.. 2,658 Scattering..... 52	6th Dist.—	George B. Loring, Rep....12,319 Chas. P. Thompson, Dem..11,171
	Loring's maj'ty over next. 113		Loring's majority 1,148
7th Dist.—	William A. Russell, Rep...13,169 John K. Tarbox, Dem. ... 7,700 Samuel M. Stevens, Gr.... 2,441 James C. Abbott, Pro..... 143 Scattering.... 18	7th Dist.—	Benjamin F. Butler, Rep..12,100 John K. Tarbox, Dem..... 9,319 E. Rockwood Hoar, Ind... 1,955
	Russell's majority over all. 2,867		Butler's maj. over Tarbox. 2,721 " " " all..... 766
8th Dist.—	William Claflin, Rep.....14,300 Isaac Bradford, D. and Gr.11,758 George W. Stacy, Pro..... 223 Scattering..... 35	8th Dist.—	William Claflin, Rep.....14,245 William W. Warren, Dem.12,497
	Claflin's majority over all.. 2,284		Claflin's majority..... 1,748
9th Dist.—	William W. Rice, Rep....13,295 Eli Thayer, Gr. and Dem.. 8,960 Timothy A. Smith, Pro.... 265 Scattering..... 6	9th Dist.—	William W. Rice, Rep....13,890 George F. Terry, Dem.....10,248
	Rice's majority over all... 4,064		Rice's majority..... 3,642
10th Dist.—	Amasa Norcross, Rep....13,051 Wilbur F. Whitney, Ind. D. 6,746 James S. Grinnell, Dem... 3,609 Scattering..... 124	10th Dist.—	Amasa Norcross, Rep... .15,779 Samuel O. Lamb, Dem..... 8,928
	Norcross's maj'ty over all. 2,572		Norcross's majority..... 6,851
11th Dist.—	George D. Robinson, Rep..10,927 Edward H. Lathrop, Gr.... 7,994 Jarvis N. Dunham, Dem... 2,069 Scattering..... 270	11th Dist.—	George D. Robinson, Rep.11,922 Chester W. Chapin, Dem.. 9,769
	Robinson's maj'ty over all. 594		Robinson's majority 2,153 Scattering..... 402

MICHIGAN.—State Ticket.

COUNTIES—77.	SUPREME COURT JUDGE—1879.		GOVERNOR—1878.				PRESIDENT—1876.		
	Campbell. Rep.	Shipman. D. & G.	Crosswell. Rep.	Barnes. Dem.	Smith. Gr.	Snyder. Pro.	Hayes Rep.	Tilden. Dem.	Cooper. Gr.
Alcoona.....	182	175	215	219	18	1	155	162
Allegan.....	3,327	3,151	3,205	363	3,170	8	4,281	3,169	274
Alpena.....	753	634	618	719	101	1	629	635
Antrim.....	648	249	377	37	224	1	475	280	1
Baraga.....	115	177	133	205	1	218	232
Barry.....	2,271	2,632	2,224	553	2,386	129	2,966	1,902	603
Bay.....	1,777	2,639	1,387	1,592	1,909	11	2,408	2,840	100
Benzie.....	360	213	324	41	234	2	474	186	7
Berrien.....	3,060	2,925	3,241	2,199	1,434	4,188	3,679	304
Branch.....	2,814	2,968	3,013	362	2,966	94	3,998	2,370	466
Calhoun.....	3,912	3,252	3,422	1,517	2,427	290	5,167	6,885	84
Cass.....	2,047	2,105	2,325	1,414	899	4	2,750	2,336	173
Charlevoix.....	591	286	476	94	153	1	411	205
Cheboygan.....	344	309	262	276	262	445
Chippewa.....	288	252	272	308	172	195
Clare.....	323	207	249	144	156	8	272	236
Clinton.....	2,698	2,685	2,446	2,124	1,100	27	3,247	3,074	27
Crawford.....	128	128
Delta.....	317	149	572	260	7	505	452
Eaton.....	3,241	2,656	3,139	1,225	2,140	237	4,010	2,903	65
Emmet.....	514	390	402	357	155	312	426	8
Genesee.....	4,101	3,288	3,598	1,811	1,982	379	5,044	3,736	7
Gladwin.....	41	82	164	71	65	84	162
Grand Traverse.....	890	218	864	121	302	3	1,000	330	3
Gratiot.....	1,823	1,603	1,646	787	1,158	5	2,150	1,312	143
Hillsdale.....	3,723	2,950	3,875	743	2,913	39	5,109	2,329	571
Houghton.....	1,356	562	1,880	1,141	2,266	1,439
Huron.....	1,424	1,056	976	705	240	14	1,269	1,036
Ingham.....	3,523	3,559	3,141	2,646	1,584	101	4,058	3,994	11
Ionia.....	3,150	2,842	2,864	1,261	2,227	187	4,308	3,230	68
Iosco.....	482	330	465	314	161	2	467	369
Isabella.....	969	638	844	439	427	1	1,021	720	73
Isle Royal.....	No re	turns.	12	44
Jackson.....	3,308	4,710	3,051	1,829	3,570	244	4,913	5,254	47
Kalamazoo.....	3,437	2,944	3,480	2,286	1,074	71	4,496	3,583	90
Kalkaska.....	373	153	322	154	101	10	384	130	10
Kent.....	6,029	6,411	5,691	1,633	6,076	24	7,403	5,678	2,055
Keweenaw.....	304	167	482	307	29	735	414
Lake.....	306	157	312	105	122	414	209	8
Lapeer.....	2,812	2,189	2,619	1,906	349	9	3,230	2,498	1
Leelanaw.....	395	357	394	306	156	634	412
Lenawee.....	4,645	4,438	4,710	2,894	2,421	435	6,540	5,564	6
Livingston.....	2,378	2,439	2,387	2,514	260	43	2,735	2,929	1
Mackinac.....	115	242	55	188	74	204
Macomb.....	2,287	2,448	2,036	2,391	615	36	3,009	3,453	18
Manistee.....	434	450	591	816	354	33	896	811	76
Manitou.....	33	154	10	40	94
Marquette.....	1,843	1,012	1,985	997	104	31	2,308	1,750
Mason.....	876	698	670	384	398	933	680	54
Mecosta.....	1,276	766	1,192	311	729	1	1,342	926	101
Menominee.....	490	217	675	478	85	393	351
Midland.....	570	614	607	130	554	8	655	484
Missaukee.....	177	66	169	37	47	159	108
Monroe.....	2,197	3,571	2,184	2,674	1,238	15	3,032	3,893	23
Montcalm.....	2,749	1,895	2,230	1,140	1,494	43	3,106	2,445	77
Muskegon.....	1,885	1,263	1,730	558	880	3	2,255	1,511	163
Newaygo.....	1,088	1,124	964	282	1,147	19	1,315	801	235
Oakland.....	4,103	4,211	4,133	4,192	1,018	146	5,053	5,313	51
Oceana.....	969	851	920	179	22	1,365	599	29
Ogemaw.....	143	62	76	122	100	101	87
Ontonagon.....	179	279	184	236	65	1	201	321	3
Osceola.....	846	326	598	220	262	132	804	620	297
Otsego.....	210	173	251	118	191	2	184	145

MICHIGAN. Representatives in Congress. (Continued.)

5th Dist.	Stone.	Hoyt.	Com-	Stone.	Harris.	9th Dist.	Hubbell.	Power.	Parme-	Hubbell.	Kilb.
	R.	D.	stock.	R.	D.		R.	D.	lee.	R.	D.
Allegan....	3,185	252	3,285	4,304	3,382	Antrim.....	351	36	249	472	282
Ionia.....	2,954	890	2,510	4,335	3,274	Baraga.....	156	183	223	228
Kent.....	5,870	1,036	6,449	7,623	7,541	Benzie.....	314	31	247	459	202
Muskegon..	1,609	506	1,041	2,267	1,652	Charlevoix.	508	61	152	415	199
Ottawa.....	2,365	784	1,988	3,379	2,697	Chippewa..	271	310	167	286
Total....	15,983	3,468	15,273	21,908	18,546	Delta.....	580	254	531	421
Maj. over next, 710			Maj.	3,362		Gr. Traverse	793	101	384	969	350
Scattering, 209						Houghton..	1,820	1,183	2,256	1,437
Per cent....	45.75	9.92	43.75	54.15	45.84	Isle Royal..	12	43
Total vote.....	34,933			40,454		Kalkaska..	328	110	135	372	139
6th Dist.	Brewer.	Mc-	Mead.	Brewer.	Du-	Keweenaw.	441	374	1	732	416
	R.	Curdy.	G.	R.	rand.	Lake.....	301	111	126	410	210
Clinton....	2,378	2,260	1,039	3,257	3,090	Leelanaw..	367	296	191	624	419
Genesee....	3,771	1,794	1,891	5,004	3,809	Mackinaw..	47	184	73	204
Ingham....	3,250	2,655	1,452	4,065	3,991	Manistee...	591	803	358	869	909
Livingston.	2,454	2,507	218	2,745	2,933	Manitou....	33	154	34	93
Oakland...	4,382	4,101	891	5,082	5,305	Marquette..	2,021	1,000	46	2,082	1,599
Shiawassee	2,224	2,233	780	3,203	2,487	Mason.....	629	379	439	926	730
Total....	18,459	15,549	6,271	23,356	21,615	Mecosta...	1,179	306	744	1,323	1,020
Maj. over next, 2,710			Maj.	1,741		Menominee	800	479	2	475	267
Scattering, 661						Missaukee.	157	43	141	128
Per cent....	45.08	37.99	15.56	51.93	48.06	Newaygo...	964	264	1,172	1,314	1,008
Total vote.....	40,940			44,971		Oceana....	913	183	748	1,367	606
7th Dist.	Conger.	Mitchell.	Mal-	Conger.	Chad-	Ontonagon.	182	224	65	283	243
	R.	D.	lory.	R.	well.	Osceola....	647	230	268	800	637
Huron.....	1,007	742	G.	1,292	D.	Osego.....	245	113	192	184	144
Lapeer....	2,610	1,936		3,228		Schoolcraft	99	24	115	84
Macomb...	2,012	2,437	191	2,981	3,499	Wexford...	522	85	452	596	352
Sanilac....	1,392	719	341	1,883	1,058	Total....	15,264	7,478	6,014	18,224	12,656
St. Clair...	2,953	2,473	617	4,013	3,731	Maj. over next, 7,786				Maj. 5,568	
Tuscola....	1,965	633	686	2,421	1,372	Scattering, 179					
Total....	11,939	8,940	4,316	15,818	13,177	Per cent...	52.75	25.84	20.78		
Maj. over next, 2,999			Maj.	2,641		Total vote.....	28,935			30,880	
Scattering, 19						Total vote in State on				1878.	1876.
Per cent....	47.35	35.43	17.11	54.55	45.44	Congressmen.				126,461	164,626
Total vote.....	25,214			28,995		Republican.....				93,350	147,002
						Democratic.....				13,984	3,506
						Greenback.....				3,327	465
						Scattering.....					
										297,122	315,599

MINNESOTA.—State Ticket.

COUNTIES—76.	GOVERNOR—1879.				GOVERNOR—1877.		PRESIDENT—1876.	
	Pills-bury. Rep.	Rice. Dem.	Meighen. Gr.	Satter-lee. Pro.	Pills-bury. Rep.	Banning. Dem.	Hayes. Rep.	Tilden. Dem.
Aitkin.....	15	1	27	37	17
Anoka.....	371	266	32	39	500	376	725	487
Becker.....	653	133	722	9	490	99
Benton.....	191	279	157	243	164	272
Big Stone.....	25	104	2
Blue Earth.....	2,013	1,794	26	40	1,768	1,581	2,310	2,039
Brown.....	292	699	53	10	755	471	832	682
Carleton.....	51	64	146	102	139	110
Carver.....	502	1,577	923	888	933	1,374
Cass.....	2	25	13
Chippewa.....	681	156	18	15	481	21	599	48
Chisago.....	636	203	2	600	1,019	244
Clay.....	343	85	6	46	21	390	115
Cook.....
Cottonwood.....	443	62	8	6	381	69	386	76
Crow Wing.....	259	196	205	87	152	109

COUNTIES—76.	GOVERNOR—1879.				GOVERNOR—1877.		PRESIDENT—1876.	
	Pillsbury. Rep.	Rice. Dem.	Meighen. Gr.	Satterlee. Pro.	Pillsbury. Rep.	Banning. Dem.	Hayes. Rep.	Tilden. Dem.
Dakota	1,256	1,633		74	1,319	1,710	1,599	2,172
Dodge	1,173	395		44	1,045	473	1,673	657
Douglas	643	133			855	201	1,101	305
Faribault	1,035	615		300	1,279	591	1,591	605
Fillmore	2,330	507	1,435	107	1,923	1,241	3,825	1,752
Freeborn	2,258	404	106	119	1,836	366	2,195	536
Goodhue	1,890	783	4	101	2,385	936	4,227	1,377
Grant	282	15			304	1	269	28
Hennepin	3,744	998	265	226	4,465	2,224	5,641	4,871
Houston	1,165	1,122		39	1,402	1,039	1,988	1,446
Isanti	643	133			491	82	741	94
Jackson	728	69			512	31	522	69
Kanabec	79	22			66	20	109	29
Kandiyohi	1,419	170	134		1,229	46	1,457	158
Kittson	95	138						
Lac Qui Parle	591	17		1	100		351	20
Lake	4	11			20		17	
La Sueur	948	1,941		74	929	1,652	1,037	1,635
Lincoln	427	53			30		88	18
Lyon	421	110		15	300		520	73
McLeod	534	688			769	644	808	828
Marshall								
Martin	626	156			480	162	635	160
Meeker	870	363	710	14	832	826	1,209	487
Mille Lacs	106	56	11	36	129	132	171	68
Morrison	328	492			287	298	216	383
Mower	1,899	598	529	111	1,375	990	1,969	955
Murray	287	53		18	115		235	42
Nicollet	983	767		3	1,012	642	116	677
Nobles	581	201		2	467	52	479	63
Olmsted	2,072	1,080	328	59	1,744	1,698	2,520	1,581
Otter Tail	1,512	653	8		1,352	257	1,629	462
Pembina					30		26	
Pine	61	105		20	30		139	152
Polk	730	338		3	300		273	82
Pope	621	56		4	485	3	776	78
Ramsey	1,098	3,318			2,906	3,078	2,671	3,829
Redwood	668	206	46	41	477	117	434	112
Renville	919	532	1	10	738	191	930	284
Rice	1,910	1,483			2,168	1,491	2,377	1,541
Rock	366	69	1		180		518	69
St. Louis	213	177		4	291	285	484	259
Scott	532	1,803		14	507	1,636	656	1,732
Sherburne	319	166	25	16	348	205	432	208
Sibley	510	916		5	693	788	729	972
Stearns	913	2,270	16	28	1,051	2,041	1,117	2,413
Steele	1,175	760		131	1,004	828	1,588	948
Stevens	374	403			150		199	101
Swift	677	584		12	604	134	595	154
Todd	573	350			317	232	446	297
Traverse								
Wabashaw	1,492	1,699		85	1,752	1,762	2,087	1,752
Wadena	321	57			123	1	56	18
Waseca	868	992		481	495	817	1,128	743
Washington	1,183	1,472			1,475	1,085	1,689	1,335
Watsonwan	606	261		28	552	147	549	195
Wilkin	198	99		1	50		90	42
Winona	1,718	2,403	294	82	1,831	2,254	2,636	2,928
Wright	1,347	1,326		74	1,479	1,272	1,482	1,280
Yellow Medicine	722	87		31	321	5	529	36
Totals	57,471	42,444	4,050	2,351	57,644	40,215	72,955	48,787
Majority over all	8,626				17,429		24,168	
Per cent	54.05	39.92	3.80	2.21	58.91	41.09	58.70	39.38.
Total vote		106,316			98,476		124,053	

In 1876 Cooper (Greenback) received 2,311 votes for President.

The Legislature of 1879-80 stands: Republicans, 96; Democrats, 46; Greenback, 5. Total, 147.

MISSISSIPPI.—Representatives in Congress.

First District.	1878.		1876.	
	Muldraw. D.	Davis. G.	Muldraw. D.	Lee. R.
Alcorn.....	614	576	1,605	661
Chickasaw.....	1,158	1,084	1,894	1,005
Clay.....	922	662	1,948	816
Itawamba.....	686	235	1,396	44
Lee.....	1,002	660	2,724	208
Lowndes.....	919	93	2,074	2
Monroe.....	1,189	2,008	2,705	1,915
Oktibbeha.....	1,021	428	1,399	993
Pontotoc.....	882	515	1,633	565
Prentiss.....	802	125	1,877	181
Tishomingo....	437	147	1,282	30
Total.....	9,632	6,533	20,597	6,420
Scattering votes, 67.				
Maj.....	3,099		Maj. 14,177	
Per cent.....	72.79	27.24		
Total vote.....	15,232		27,017	

Third District.	1878.		1876.	
	Money. D.	Money. D.	Chisholm. R.	
Atalla.....	593	1,997	975	
Calhoun.....	309	1,801	117	
Carroll.....	324	2,008	996	
Choctaw.....	214	968	155	
Grenada.....		1,297	625	
Kemper.....	223	1,573	890	
Leflore.....	191	1,367	696	
Montgomery.....	360	1,545	415	
Neshoba.....	126	1,106	119	
Noxubee.....	527	1,632	1,405	
Sunflower.....	630	523	234	
Winston.....	326	1,177	287	
Sumner.....	205	989	406	
Total.....	4,028	17,953	6,320	
Majority.....	4,016	11,633		
Scattering votes, 12				
Per cent.....	99.72			
Total vote, 4,040.		24,270		
No opposition candidate in 1878.				

Fourth District.	Singleton.		Hancock.	
	D.	D.	R.	
Clark.....	386	1,443	805	
Holmes.....	578	2,612	1,149	
Jasper.....	377			
Jones.....	86	338	18	
Lauderdale.....	290	2,039	587	
Leake.....	439	1,474	441	
Madison.....	1,037	1,466	10	
Newton.....	369	1,642	300	
Scott.....	260	1,388	49	
Smith.....	293	1,115		
Wayne.....	118	621	464	
Yazoo.....	417	3,678	2	
Total.....	4,650	19,130	4,547	
Scattering votes, 21				
Majority.....	4,629	14,583		
Per cent.....	99.33			
Total vote, 4,671.		23,677		
No opposition candidate in 1878.				

Legislature, 1880-81, stands: Democrats, 129; Republicans, 6; Greenback, 15; Ind., 3; vacancies, 4.
 Legislature only (no State officers) chosen at the election of Nov. 4, 1879. The returns were not all in when this work went to press.

Second District.	1878.			1876.	
	Manning. D.	Amacker. G.	Allen. G.	Man- ing. D.	Watson. R.
Benton.....	375	277	1	1,147	754
DeSoto.....	829	161	54	2,542	1,661
Lafayette.....	1,078	1,041	2	2,463	1,538
Marshall.....	1,036	1,522	1	3,256	3,036
Panola.....	1,098	1,420	336	2,785	2,518
Tallahatchie..	305		1	1,145	1
Tate.....	679	590	11	1,947	1,499
Tippah.....	537	155		1,554	329
Union.....	718	243		1,608	391
Yalobusha....	684	560		1,881	862
Total.....	7,339	5,969	406	20,329	12,598
Per cent.....	52.00	42.30	2.87		
Maj. ov. next, 1,370			Maj. 7,731		
Scattering in 1876, 397, of which 336 were cast in Panola County for W. H. Amacker.					
Total vote.	14,111.		33,324		

Fifth District.	1878.		1876.	
	Hooker. D.	Deason. R.	Hooker. D.	Shaugh- nessey. R.
Amite.....	291	5	1,477	73
Copiah.....	1,029	21	2,615	1,639
Covington.....	190	1	623	281
Franklin.....	246	2	921	438
Greene.....	48	3	380	58
Hancock.....	60	71	547	304
Harrison.....	223	33	752	301
Hinds.....	524	12	4,416	1,473
Jackson.....	238	40	890	340
Lawrence.....	362	17	852	621
Lincoln.....	235	257	1,230	866
Marion.....	218	5	458	240
Pearl.....			182	11
Perry.....			339	24
Pike.....	843	151	1,536	862
Rankin.....	557	45	1,800	776
Simpson.....	252	23	790	339
Total.....	4,816	686	19,858	8,646
Majority.....	4,130		11,212	
Per cent.....	87.35	12.44		
Total vote.....	5,513		28,504	

Sixth District.	Chalmers.		Lynch.	
	D.	R.	D.	R.
Adams.....	718	1,208	1,684	2,265
Bolivar.....	239		1,298	2,073
Claiborne.....	631	32	1,498	423
Coahoma.....	305	2	1,072	1,162
Issaquena.....	137		939	909
Jefferson.....	582	5	1,545	419
Quitman.....	66			
Sharkey.....	338		591	92
Tunica.....	142	1	958	1,397
Warren.....	2,069	9	2,043	623
Washington...	240		2,905	1,598
Wilkinson.....	1,196	113	1,255	1,425
Total.....	6,663	1,370	15,788	12,386
Scattering votes, 21				
Majority.....	5,293			
Per cent.....	82.72	17.00		
Total vote... 8,054			28,174	
Total vote of State, 1878, 49,631. Total vote, 1876, 164,778; 1877, 97,550.				

In 1876, Tilden, Dem., received 112,173 votes, and Hayes, Rep., 52,605 votes for President. In 1877, Stone, Dem., had 96,382 votes for Governor, there being no Republican ticket, but 1,165 scattering votes.

MISSOURI.—Representatives in Congress. (Continued.)

10. COUNTIES.	Rothwell. D.	Broad- dus. G.	Pollard. R.	Scat- tering.	11. COUNTIES.	Clark, Jr. D.	Scattering.		
Randolph...	2,756	858	638	Callaway.....	3,830		
Chariton.....	2,440	923	1,027	...	Boone.....	4,184	30		
Linn.....	1,800	349	1,501	Howard.....	2,339	3		
Sullivan.....	1,588	191	1,378	Saline.....	2,912		
Mercer.....	654	775	1,081	Carroll.....	1,965	35		
Grundy..	1,042	163	1,540	Osage.....	998	1		
Livingston. ...	1,559	1,488	746	Gasconade	372	113		
Daviess.....	1,817	449	1,326	1	Total.....	16,600	182		
Harrison	1,137	486	1,638	Per cent.....	98.91			
Total.....	14,793	5,682	10,875	1	Total vote.....		16,782		
Maj. over next.	3,918				12. COUNTIES.	Hatch. London. Draper.	Scat- tering		
Per cent.....	47.15	18.12	34.68		D.	G.	R.		
Total vote.....		31,351			Adair.....	726	797	1,254
					Clark.....	1,256	408	1,021
					Marion.....	2,166	848	536
					Knox	1,165	1,142	44	114
					Lewis.....	1,313	1,105	191
					Macon.....	2,095	2,187	282
					Shelby.....	1,249	1,198	42
					Scotland.....	1,156	1,159	25
					Schuyler.....	887	824	155	3
					Putnam	350	873	1,028
					Total.....	12,463	10,597	4,578	117
					Maj. over next.	1,866			
					Per cent.....	44.90	38.18	16.49	
					Total vote.....		27,755		
					13. COUNTIES.	Buckner.	Fagg. Robinson.	Scat- tering.	
					D.	G.	R.		
					Audrath.....	1,601	1,095
					Monroe.....	3,368	357	6
					Montgomery...	1,489	1,459	1
					Pike.....	2,580	2,793
					Lincoln.....	1,755	1,552	12
					St. Charles....	2,434	141	1,928
					Ralls.....	1,467	644
					Warren.....	897	514	224	4
					Total.....	15,591	8,575	2,164	11
					Maj. over next.	7,016			
					Per cent.....	59.22	32.92	8.21	
					Total vote. ...		26,341		

The State having been re-districted since 1876, comparison by counties and districts with that year's vote is not possible.

In the St. Louis Districts, S. stands for the Socialist or Labor Party.

The Legislature of 1879-80, stands: Democrats, 123; Republicans, 18; National Green-back Party, 20; Independent. 11—total, 177.

TERRITORY OF MONTANA.—Delegate to Congress.

COUNTIES—10.	1878.		1876.	
	Maginnis. D.	Orr. Ind.	Maginnis. D.	Levitt. R.
Beaverhead	451	174	148	276
Choteau.....	437	7	233	26
Custer (new county).....	342	10
Deer Lodge	1,742	686	849	734
Gallatin	544	320	374	173
Jefferson.....	298	244	296	222
Lewis and Clarke	1,163	687	791	642
Madison....	581	404	504	500
Meagher	413	149	299	242
Missoula	514	76	333	165
Total.....	6,485	2,757	3,827	2,980
Majority over next.....	3,728		847	
Per cent.....	70.17	29.83	56.22	43.77
Total vote... ..		9,242		6,807

The Legislature, 1879-80, stands 27 Democrats to 12 Republicans.

STATE OF NEBRASKA.—Congress and Supreme Court. 1878-79.

COUNTIES—62.	Judge of Sup. Court 1879.			Member 46th Con. 1878.		President—1876.	
	Cobb. R.	Wake ley. D.	Sax- son. G.	Valentine R.	Davis. D.	Hayes. R.	Tilden. D.
Adams.....	1,437	412	1	773	266	767	204
Antelope.....	335	54	42	166	134	206	65
Boone.....	459	68	263	97	262	45
Buffalo.....	898	219	96	547	202	491	160
Burt.....	636	320	146	372	525	674	310
Butler.....	728	504	188	486	558	583	418
Cass....	1,355	959	240	989	1,050	1,367	901
Cedar.....	171	369	131	240	144	287
Cheyenne.....	250	262	193	272	103	200
Clay... ..	2,625	1,181	848	301	1,037	341
Colfax.....	582	563	463	440	465	458
Cuming.....	532	553	48	502	276	408	496
Custar (New Co.).....	83	22	44
Dakota.....	279	360	215	302
Dawson.....	354	84	153	100	171	76
Dixon.....	378	391	354	288	363	294
Dodge.....	1,097	1,117	984	956
Douglas.....	2,370	1,867	105	2,066	2,257	2,342	2,270
Fillmore.....	1,288	329	108	879	376	839	251
Franklin.....	635	275	44	307	196	357	157
Frontier.....	58	38	15
Furnas.....	526	126	79	176	92	201	64
Gage... ..	1,228	257	322	613	569	847	242
Greeley.....	163	35	24	75	67	38	3
Gosper.....	113	9	11	23	9
Hall.....	972	301	761	301	720	295
Hamilton.....	759	176	307	454	366	637	31
Harlan.....	744	141	398	137	342	115
Hitchcock.....	122	1	20	21	16	10
Howard.....	472	217	296	154	292	84
Holt.....	229	41	154	105	130	22
Jefferson.....	836	30	547	473	471	531	137
Johnson.....	865	448	3	599	395	697	376
Kearney.....	565	133	257	119	186	42
Keith.....	31	32	7	57	16	55
Knox.....	481	175	278	86	216	50
Lancaster.....	2,752	882	145	1,872	922	1,951	711
Lincoln... ..	256	224	56	233	246	251	239
Madison.....	488	363	9	378	330	366	299
Merrick.....	731	283	278	277	564	205
Nemaha.....	1,200	665	880	861	1,087	603
Nuckolls.....	448	212	2	235	169	213	94
Otoe.....	1,453	1,060	34	1,233	801	1,256	1,087
Pawnee.....	1,025	76	10	599	289	731	165
Phelps.....	361	45	176	4	61	8
Pierce.....	56	126	47	90	20	101
Platte.....	693	967	502	530	514	530
Polk.....	829	518	104	548	79
Red Willow.....	196	24	60	50	82	20
Richardson.....	1,519	967	205	1,069	1,269	1,264	1,076
Saline.....	1,645	580	391	921	919	1,053	469
Sarpy.....	476	502	332	453	391	421
Saunders.....	1,296	218	1,016	834	1,368	1,106	464
Seward.....	867	360	281	769	645	905	325
Sherman.....	266	50	99	24	61	39
Stanton.....	152	176	137	150	126	131
Thayer.....	766	95	77	416	247	398	123
Valley.....	330	30	173	21	182	6
Washington.....	1,167	439	817	469	977	462
Wayne.....	97	30	66	24	49	13
Webster... ..	1,163	485	246	509	116
York.....	1,225	488	624	329	904	293
Total.....	46,113	20,827	4,725	28,341	21,752	31,916	17,554
Majority.....	20,561			6,589		14,362	
Per cent.....	64.33	29.05	6.59	56.57	43.42	64.51	35.48
Total vote.....		71,680		50,247		51,806	

Cooper, Greenback, for President, received 2,336 votes in 1876.

The Legislature of 1878-79 stands: Rep., 75; Dem., 17; Nat. Greenback, 22—total, 113.

NEVADA.

COUNTIES—14.	Governor, 1878.		Representative in Congress.				President, 1876.	
	Kinkead. Rep.	Bradley. Dem.	—1878—		—1876—		Hayes. Rep.	Tilden. Dem.
			Daggett. Rep.	Deal. Dem.	Wren. Rep.	Ellis. Dem.		
Churchill.....	65	74	67	72	29	40	34	46
Douglass.....	275	232	276	211	295	200	332	179
Elko.....	757	1,109	887	971	759	815	763	820
Esmeralda.....	456	535	500	490	353	387	370	373
Eureka.....	1,079	1,058	1,105	1,019	884	655	779	769
Humboldt.....	508	455	434	524	387	492	394	500
Lander.....	441	620	449	610	354	399	380	525
Lincoln.....	355	429	367	417	364	534	359	393
Lyon.....	389	207	368	233	500	332	533	305
Nye.....	298	384	305	364	436	425	429	436
Ormsby.....	638	400	638	400	818	529	844	506
Storey.....	3,216	2,491	3,024	2,668	3,575	3,319	3,692	3,226
Washoe.....	740	673	794	618	896	656	906	662
White Pine.....	479	484	513	450	591	538	568	568
Total.....	9,678	9,151	9,727	9,047	10,241	9,330	10,383	9,308
Majority.....	527		680		911		1,075	
Per cent.....	51.40	48.60	51.82	48.18	52.32	47.68	52.73	47.27
Total vote.....		18,829		18,774		19,571		17,691

The Legislature of 1879 stands: Republicans, 61; Democrats, 14.

STATE OF NEW HAMPSHIRE.—State Ticket—Governor, Nov., 1878.

COUNTIES—10.	GOVERNOR, 1878.				GOVERNOR, 1877.		PRESIDENT, 1876.	
	Head. R.	McKean. D.	Brown. G.	Scat. tering.	Pres- cott. R.	Marcy. D.	Hayes. R.	Tilden. D.
Belknap.....	1,898	1,973	268	3	2,006	2,252	2,027	2,308
Carroll.....	1,786	2,076	454	7	2,017	2,553	2,016	2,474
Cheshire.....	3,729	2,423	375	23	3,925	2,668	4,162	2,984
Coos.....	1,285	1,868	486	16	1,673	2,103	1,679	2,130
Grafton.....	4,285	4,208	839	3	4,677	4,852	4,763	5,091
Hillsborough.....	7,548	5,156	1,400	20	7,900	6,296	8,190	6,790
Merrimack.....	5,433	4,652	763	28	5,599	5,417	5,660	5,687
Rockingham.....	5,997	4,316	980	34	6,376	5,429	6,422	5,576
Strafford.....	3,794	2,619	720	5	4,036	3,194	4,052	3,363
Sullivan.....	2,420	1,844	222	3	2,546	1,957	2,568	2,106
Aggregates.....	38,175	31,135	6,507	142	40,755	36,721	41,539	38,509
Maj. over all.....	391							
Maj. over next.....					4,034		3,030	
Per cent.....	50.25	40.98	8.56	.18	52.60	47.40	51.89	46.11
Total vote.....		75,959			77,873		80,048	

In March, 1878, an election for Governor was held, at which B. F. Prescott was chosen for the last annual term (June, 1878-9). The Nov., 1878, election was for the first biennial term of Governor under the new State Constitution. The vote in March, 1878, was—Prescott, Rep., 39,427; McKean, Dem., 36,860; scattering, 576—total, 77,863.

The Legislature elected, Nov., 1878, stands: House, Rep. 168, Dem. 100, Gr. 11, vacancies, 20—total, 299; Senate, Rep. 20, Dem. 4—total, 24. Rep. majority on joint ballot, 73.

NEW HAMPSHIRE.—Representatives in Congress.

COUNTIES—10.	NOVEMBER, 1878.				MARCH, 1877.	
	Hall. R.	Norris. D.	Chesley. G.	Scattering.	Mars-ton. R.	Jones. D.
1st District—Belknap.....	1,899	1,977	261	1,991	2,290
Carroll.....	1,795	2,086	416	27	1,990	2,579
Rockingham.....	5,991	4,354	920	15	6,205	5,596
Strafford.....	3,825	2,609	687	3,695	3,459
Total.....	13,510	11,026	2,284	42	13,881	13,924
Majority over all.....	158					43
Per cent.....	50.29	41.04	8.49	.15	49.92	50.07
Total vote.....		26,862				27,805
	Briggs. R.	A. W. Sullo-way. D.	C. A. Sullo-way. G.	Scat-tering.	Briggs. R.	Sullo-way. D.
2d District—Hillsborough.....	7,567	5,108	1,348	9	7,801	6,442
Merrimack.....	5,414	4,752	729	11	5,406	5,672
Total.....	12,981	9,860	2,075	20	13,207	12,114
Majority over all.....	1,026				1,093	
Per cent.....	52.05	39.54	8.32	.08	52.15	47.84
Total vote.....		24,936				25,321
	Farr. R.	Kent. D.	John-son. G.	Scat-tering.	Blair. R.	Kent. D.
3d District—Cheshire.....	3,745	2,480	268	38	3,900	2,758
Coos.....	1,320	2,006	329	11	1,636	2,161
Grafton.....	4,307	4,266	722	1	4,661	4,868
Sullivan.....	2,336	1,911	177	58	2,486	2,041
Total.....	11,708	10,663	1,496	108	12,683	11,828
Plurality.....	1,045					
Majority.....					855	
Per cent.....	48.83	44.47	6.23	.45	51.74	48.25
Total vote.....		23,975				24,511

NEW JERSEY.—State Ticket.

COUNTIES—21.	ASSEMBLY—1879.			SHERIFFS—1878.			GOVERNOR—1877.			
	Rep.	Dem.	Gr.	Rep.	Dem.	Gr.	Newell. Rep.	McClel-lan. Dem.	Hox-sey. Gr.	Bing-ham. Pro.
Atlantic.....	1,288	1,243	1,325	1,086	137	1,546	1,471	82	20
Bergen.....	2,160	2,256	3,209	3,117	121	2,387	3,540	34	44
Burlington.....	5,630	5,230	5,095	5,110	1,494	5,150	5,339	99	426
Camden.....	4,317	3,411	6,040	14,925	5,119	4,636	383	69
Cape May.....	938	1,006	764	865	116	832	796	18
Cumberland.....	2,198	1,914	959	2,720	1,696	2,452	2,803	2,802	1,297	23
Essex.....	13,219	13,772	14,327	13,750	1,632	14,712	13,626	806	27
Gloucester.....	2,103	2,212	208	2,403	2,272	854	2,622	2,177	314	76
Hudson.....	² 10,481	³ 11,378	14,687	10,668	1,066	9,177	14,412	159	41
Hunterdon.....	2,800	4,239	467	3,019	3,719	1,033	2,849	4,638	30	78
Mercer.....	4,677	5,565	5,649	4,208	462	5,715	5,804	102	178
Middlesex.....	5,353	4,377	4,940	4,534	506	5,023	4,973	56	57
Monmouth.....	3,041	3,600	⁴ 5,663	4,671	316	4,315	5,405	6	131

1 Combined Democratic and Greenback vote.
 2 Independent Republican and Republican combined.
 3 Independent Democrat and Democrat combined.
 4 Republican and Independent Democratic vote.

NEW JERSEY.—State Ticket, 1879. (Continued.)

COUNTIES—21.	ASSEMBLY—1879.			SHERIFFS—1878.			GOVERNOR—1877.			
	Rep.	Dem.	Gr.	Rep.	Dem.	Gr.	Newell. Rep.	McClellan. Dem.	Hoxsey. Gr.	Bingham. Pro.
Morris.....	1,767	1,648	4,375	3,568	459	4,018	4,360	43	53
Ocean.....	1,177	1,690	1,338	1,027	513	1,608	1,605	34	38
Passaic.....	4,880	3,948	490	5,114	3,518	624	3,668	4,102	648	11
Salem.....	2,358	2,291	59	2,664	2,635	639	2,834	2,876	36	45
Somerset.....	2,295	1,467	2,935	2,210	269	2,612	2,595	46	22
Sussex.....	2,444	2,580	904	2,064	2,008	1,563	3,070	20	16
Union.....	3,989	3,997	4,890	4,207	740	4,509	5,170	140	35
Warren.....	2,025	2,733	375	2,839	2,726	1,354	2,032	4,443	734	30
Totals.....	79,190	80,557	2,558	94,951	82,576	16,795	85,094	97,840	5,069	1,438
Majority over next.		1,367		12,375				12,746		
Per cent.....	48.38	49.22	1.56	48.86	42.49	8.60	44.92	51.64	2.67	0.75
Scattering.....		1,354								
Total vote....		163,659								

The Legislature of 1880 stands: Senate.....	Rep.	Dem.	Ind. D.	Rep. Maj.
.....	12	8	1	3
Assembly.....	36	23	1	12
	48	31	2	15

Representatives in Congress.

1st Dist.	1878.			1876.		4th Dist.	1878.			1876.	
	Robeson. R.	Stratton. D.	Grosscup. G.	Sinnickson. R.	Simerman. D.		Potts. R.	Clark. D.	Larison. G.	Veghte. I. D. & R.	Clark. D.
Camden..	6,203	691	4,036	6,513	5,262	Hunter'n.	3,056	3,527	1,368	3,848	5,558
Cape May	863	750	204	1,053	863	Somerset.	2,876	2,333	277	3,202	2,850
Cumb'nd.	2,656	1,696	2,508	3,860	3,777	Sussex....	1,512	2,580	937	2,119	3,558
Glou'ster.	2,487	1,011	2,033	2,981	2,729	Warren...	2,408	3,109	1,539	2,731	5,385
Salem....	2,715	2,067	1,099	2,955	2,841	Total...	9,852	11,449	4,111	11,900	17,351
Total...	14,924	6,215	9,880	17,362	15,472	Maj. over next....		1,597			5,451
Maj. over next ..	5,044			1,890		Per cent..	38.70	45.13	16.15		
Per cent..	48.07	20.05	31.86			To'l vote.		25,412			29,251
To'l vote.		30,019		32,834							
2d Dist.	Pugh. R.	Smith. D. & G.	Baker. Pro.	Pugh. R.	Smith. D.	5th Dist.	Voorhis. R.	Demarest. D.	Potter. G.	Mills. R.	Cutler. D.
Atlantic..	1,600	1,413	4	1,692	1,433	Bergen...	2,594	3,599	272	3,209	4,401
Burl'gton.	5,186	6,340	230	6,397	6,460	Morris....	4,052	3,359	995	4,094	5,209
Mercer...	5,535	5,350	321	6,102	6,013	Passaic...	4,244	3,129	2,001	5,579	5,424
Ocean....	1,378	1,507	13	1,824	1,579	Total...	10,893	10,089	3,268	13,882	15,034
Total...	13,699	14,610	568	16,015	15,485	Maj. over next....	804				1,152
Maj. over next....		911		530		Per cent..	44.91	44.16	13.43		
Per cent..	47.48	56.25	.19			To'l vote.		24,250			28,916
To'l vote.		28,877		31,500		6th Dist.	Blake. R.	Albright. D.	Bliss. G.	Peddle. R.	Righter. D.
3d Dist.	Clark. R.	Ross. D.	Hope. G.	Atherton. R.	Ross. D.	Essex....	14,771	12,832	2,106	17,565	16,041
Middle'x.	4,712	4,503	792	5,303	5,776	Maj. over next ...	1,939				1,524
Monm'th.	4,016	5,022	1,662	4,750	6,901	Per cent..	49.70	43.19	7.08		
Union....	4,448	3,984	1,389	5,306	5,848	To'l vote.		29,709			33,606
Total...	13,176	13,509	3,843	15,359	18,525	In 1876 William Baxter (Green.) received 520 votes.					
Maj. over next....		333			3,166	7th Dist.	Brigham. R.	Laverty. D.	Winant. G.	Stiastny. R.	Hardenbergh. D.
Per cent..	43.17	44.61	12.56			Hudson..	13,199	11,234	1,424	11,391	17,260
To'l vote.		30,601		33,884		Maj. over next ...	1,960				5,869
In 1878 James A. Bradley (Pro.) received 73 votes.						Per cent..	50.93	43.61	5.49		
						To'l vote.		25,970			28,651
						In 1878 C. C. Burr (Ind. Green.) received 113 votes.					

NEW YORK.—State Ticket.

COUNTIES—60.	GOVERNOR—1879.					C'RT OF APPEALS JUDGE—1878.			
	Cornell. Rep.	Robinson. Dem.	Kelly. Tam'y Dem.	Lewis. Gr.	Mears. Pro.	Danforth. Rep.	Bradley. Dem.	Tucker. Gr.	Van Cott. Pro.
Albany.....	14,505	12,976	3,695	1,091	12,977	10,769	5,984
Alleghany.....	5,679	2,710	366	542	46	4,807	2,140	1,820	35
Broome.....	6,020	4,777	120	105	48	5,466	4,010	613	92
Cattaraugus.....	5,851	2,972	403	1,380	49	5,556	2,521	2,553	36
Cayuga.....	7,316	3,946	712	947	130	6,398	3,063	2,102	105
Chautauqua.....	7,935	4,303	131	1,047	64	6,642	3,437	1,917	63
Chemung.....	3,481	3,547	484	1,548	29	3,235	2,656	2,881	6
Chenango.....	4,851	3,780	136	1,057	154	4,075	2,500	2,788	150
Clinton.....	4,663	3,672	87	34	2	4,316	3,285	560	11
Columbia.....	5,978	4,659	121	83	5	5,450	4,032	459
Cortland.....	3,351	2,238	327	177	50	2,838	1,479	1,113	56
Delaware.....	4,914	4,555	12	298	74	4,430	2,929	1,594	175
Dutchess.....	9,155	7,653	672	72	220	8,519	6,324	398	284
Erie.....	20,150	17,095	338	512	75	18,728	15,879	1,427
Essex.....	3,649	2,292	48	180	4	3,558	2,345	474	1
Franklin.....	3,676	2,263	16	237	12	3,552	1,876	280	43
Fulton & Hamil'n.	4,146	3,401	61	46	112	3,871	3,001	95	86
Genesee.....	3,735	2,722	217	82	43	3,694	2,511	223	12
Greene.....	2,957	4,015	102	529	87	2,010	2,993	1,742	109
Herkimer.....	5,206	4,349	211	179	120	4,643	3,110	911	153
Jefferson.....	7,959	6,703	86	159	101	7,287	5,983	407	153
Kings.....	32,816	44,388	5,788	560	33,957	39,338	2,632	4
Lewis.....	3,397	3,160	358	25	52	2,978	2,728	456	6
Livingston.....	4,700	3,604	369	227	91	4,602	3,157	526	50
Madison.....	5,397	3,634	230	293	133	4,864	3,259	1,393	214
Monroe.....	11,304	7,828	2,088	669	233	10,773	7,739	3,171	15
Montgomery.....	4,262	4,240	327	68	59	3,964	3,725	366	18
New York.....	46,322	60,556	43,047	59	56	51,702	87,716	1,988
Niagara.....	4,923	3,902	573	63	101	4,906	4,438	363	130
Oneida.....	11,712	10,861	668	647	449	10,083	8,743	3,450	471
Onondaga.....	12,542	7,742	1,468	342	216	11,570	5,312	3,781	93
Ontario.....	5,457	4,616	406	135	39	5,091	3,982	647	105
Orange.....	8,381	7,254	979	190	109	7,417	6,745	761	221
Orleans.....	3,445	1,667	371	107	117	3,275	1,942	345	261
Oswego.....	7,436	3,636	1,326	1,139	153	6,815	3,864	3,427	162
Otsego.....	6,237	6,297	74	206	256	6,392	6,015	472	277
Putnam.....	1,903	1,277	39	4	7	2,073	1,204	1	9
Queens.....	5,435	7,024	1,568	133	10	4,838	6,446	687	9
Rensselaer.....	10,547	11,075	1,144	784	46	10,552	7,905	2,892	117
Richmond.....	2,552	3,379	512	14	2,295	3,089	64
Rockland.....	2,267	2,565	214	14	28	2,403	2,567	67	7
St. Lawrence.....	11,378	5,032	35	68	85	8,517	2,987	203	29
Saratoga.....	6,727	4,891	450	128	29	6,092	3,559	1,214	3
Schenectady.....	2,533	2,598	246	144	14	2,452	2,027	788	3
Schoharie.....	3,045	4,756	16	45	36	2,811	4,345	281	23
Schuyler.....	2,406	1,678	294	150	31	2,051	1,250	643	95
Seneca.....	2,934	2,722	497	94	6	2,769	2,726	330	3
Steuben.....	8,465	6,673	836	909	97	6,468	6,212	2,992	2
Suffolk.....	5,155	5,125	122	47	77	4,414	4,460	119	190
Sullivan.....	2,554	2,799	364	822	9	1,865	2,662	1,786	4
Tioga.....	4,149	3,340	34	132	90	3,804	2,105	1,619	22
Tompkins.....	4,382	3,587	35	466	42	3,549	2,586	1,379	47
Ulster.....	7,847	7,163	1,666	93	52	6,646	6,945	567	27
Warren.....	2,639	2,621	83	289	20	2,203	953	1,581	11
Washington.....	6,697	3,174	361	70	20	5,470	2,508	809	4
Wayne.....	5,903	3,473	584	503	103	4,985	3,027	1,453	46
Westchester.....	8,778	8,459	1,755	156	33	8,377	7,504	1,075	15
Wyoming.....	3,821	2,494	65	65	69	3,408	2,325	86	26
Yates.....	2,919	1,844	213	89	8	2,679	1,513	377	5
Total.....	418,567	375,790	77,566	20,286	4,427	391,112	356,451	75,133	4,294
Majority over next	42,777					34,661			
Per cent.....	46.42	41.68	8.60	2.24	0.49	47.21	43.02	9.06	0.53
Total vote.....			901,535				828,445.		

In 1879, there were 4,889 scattering votes, and in 1878, 1,455 scattering. In 1876, Cooper, Greenback, had 1,987 votes, and Smith, Prohibition, 2,359.

COUNTIES— 60.	LIEUTENANT-GOVERNOR— 1879.		PRESIDENT— 1876.			LIEUTENANT-GOVERNOR— 1879.		PRESIDENT— 1876.	
	Hos- kins. Rep.	Pot- ter. Dem.	Hayes. Rep.	Til- den. Dem.		Hos- kins. Rep.	Pot- ter. Dem.	Hayes. Rep.	Tilden. Dem.
Albany.....	15,045	16,026	16,462	17,642	Orange.....	8,671	8,003	9,430	9,776
Alleghany...	5,861	2,845	6,739	3,741	Orleans.....	3,496	2,007	4,252	3,117
Broome.....	6,130	4,786	6,766	5,424	Oswego.....	7,657	4,607	10,228	7,417
Cattaraugus.	5,912	2,975	6,713	5,054	Putnam.....	6,360	6,260	6,809	7,027
Cayuga.....	7,540	4,416	8,957	6,120	Queens.....	1,955	1,283	1,949	1,805
Chautauqua.	8,214	4,078	10,065	5,685	Rensselaer..	5,671	8,392	6,970	9,094
Chemung....	3,743	3,492	4,700	5,228	Richmond...	10,722	11,798	12,254	12,926
Chenango....	5,003	3,486	6,173	4,325	Rockland...	2,720	3,760	2,883	4,338
Clinton.....	4,728	3,707	5,502	4,796	St. Lawrence	2,336	2,724	2,349	3,494
Columbia....	6,046	4,733	5,799	6,309	Saratoga....	11,654	4,836	13,461	5,784
Cortland....	3,545	2,350	4,038	2,642	Schenectady	6,834	5,277	7,488	6,497
Delaware....	5,071	4,417	5,867	5,272	Schoharie....	2,607	2,802	2,689	2,946
Dutchess....	9,530	7,971	9,501	9,102	Schuyler....	3,080	4,743	3,549	5,324
Erie.....	20,502	17,131	20,298	19,533	Seneca.....	2,498	1,851	2,860	2,255
Essex.....	3,707	2,282	4,477	2,955	Steuben.....	3,007	3,181	3,076	3,613
Franklin....	3,762	2,184	4,104	2,946	Suffolk....	8,643	7,282	9,762	8,803
Fulton&Ham	4,215	3,405	4,262	4,231	Sullivan....	5,521	4,954	5,589	5,804
Genesee....	3,773	2,813	4,322	3,321	Tioga.....	2,586	3,075	3,262	4,402
Greene.....	3,032	3,960	3,678	4,771	Tompkins...	4,240	3,274	4,675	3,906
Herkimer....	5,439	4,354	5,966	5,212	Ulster.....	4,444	3,552	5,032	4,028
Jefferson....	8,227	6,558	9,227	7,094	Warren.....	8,205	8,497	8,914	10,636
Kings.....	35,721	47,709	39,066	57,556	Washington.	2,736	2,549	3,135	2,663
Lewis.....	3,512	3,441	3,610	3,708	Wayne.....	6,736	3,528	7,303	4,815
Livingston..	4,835	3,849	5,267	4,244	Westchester.	6,033	3,912	7,081	5,199
Madison....	5,537	3,716	6,683	4,761	Wyoming....	9,157	9,908	9,574	12,050
Monroe.....	11,947	9,208	14,738	13,127	Yates.....	3,908	2,421	4,123	3,266
Montgomery	4,349	4,442	4,457	4,766	Total.....	3,058	1,910	3,327	2,046
New York...	50,016	99,311	58,561	112,530	Maj. over next	435,301	435,014	489,207	521,949
Niagara.....	4,960	4,397	5,075	5,891	Per cent.....	290	49.98	48.17	51.39
Oneida.....	12,313	11,014	14,019	12,844	Total vote..	902,111		1,015,502	
Onondaga...	12,907	8,808	14,867	11,161					
Ontario.....	5,631	4,859	6,334	5,527					

In 1879, the above vote of 902,111 for Lieutenant-Governor included 23,067 votes cast for Wieting, Greenback; 3,902 votes for Bronson, Prohibition; and 4,824 scattering.

Following was the vote for other State officers in 1879:

Sec. of State... Carr,	Rep., 436,013	Beach,	Dem., 434,138	Rep. plur., 1,875.
Comptroller... Wadsworth,	Rep., 438,253	Olcott,	Dem., 432,325	Rep. plur., 5,928.
Treasurer..... Wendell,	Rep., 436,300	Mackin,	Dem., 433,485	Rep. plur., 2,815.
Attorney-Gen'l. Ward,	Rep., 437,382	Schoonmaker,	Dem., 433,238	Rep. plur., 4,144.
State Engineer. Seymour,	Dem., 439,681	Soule,	Rep., 427,240	Dem plur., 12,441.

Legislature of 1880:	Rep.	Dem.	Gr.	Rep. Maj.
Senate.....	25	7	..	18
House.....	92	35	1	56
Joint Ballot.....	117	42	1	74

Representatives in Congress.

	1878.			1876.		PART OF KINGS COUNTY (BROOKLYN).					
	Otis. R.	Covert. D.	Crooks. G.	King. R.	Covert. D.	1878.		1876.			
1st Dist.:						O'Reilly. Litch- field. Bennett. Cava- nagh. Veeder.					
Suffolk...	4,674	4,221	278	5,449	5,829	2d Dist.	I. D.	D.	G.	R.	D.
Queens...	4,713	6,665	1,032	6,823	10,074	Kings Co.	13,138	9,881	779	8,331	13,406
Richmond	2,411	2,929	120	2,950	4,242	Maj. over					
Total...	11,798	13,815	1,430	15,222	20,145	next....	3,257				5,075
Maj. over						Per cent..	55.21	41.52	3.27	38.32	61.67
next....		2,017			4,923	Total v.		23,798			22,257
Per cent..	43.62	51.08	5.29	43.40	56.59						
Total v.		27,043		35,531							

In 1876, 520 scattering votes were cast.

Smith, Prohib., received 123 votes in 1878, and Reeve, Prohib., 174 votes in 1876.

NEW YORK.—Representatives in Congress. (Continued.)

	1878.			1876.	
PART KINGS COUNTY (BROOKLYN).					
	Chitten-den.	Huntley.	Steele.	Chitten-den.	Dakin.
3d Dist.	R.	D.	I. D. & G.	R.	D.
Kings Co.	16,667	10,017	857	18,110	17,858
Majority..	5,793			252	
Per cent..	60.51	36.37	3.11	50.01	49.48
Total v.		27,541		36,096	
In 1876, there were 128 scattering votes.					

PART OF KINGS COUNTY.						
4th Dist.	Lyon.	Bliss.	Kelly.	Hanson.	Spitzer.	Bliss.
	R.	D.	I. D.	G.	R.	D.
	8,742	13,020	777	581	11,492	18,506
Maj.		2,290				7,014
P. c.	39.17	58.30	38.30	61.69
T. v.		22,343			30,110	
In 1876, scattering, 112.						

NEW YORK CITY.—WARDS 1-6, 8, AND 14.					
5th Dist.		Muller.	Bourkc.	Muller.	Kerri-gan.
		T. D.	A. T. D.	T. D.	Ind.
		9,509	8,197	15,259	4,775
Majority.....		1,312		10,504	
Per cent.....		53.70	46.29	76.24	33.75
Total vote....		17,706		20,286	
In 1876, scattering, 272.					

NEW YORK CITY.—WARDS 7, 11, AND 13.					
6th Dist.		Cox.	De Vries.	Cox.	Duganne.
		T. D.	A. T. D.	D.	R.
		10,901	6,497	17,098	41
Majority.....		4,404		16,196	
Per cent.....		61.50	38.49	94.95	
Total vote....		17,398		18,006	
In 1876, scattering, 867.					

NEW YORK CITY.—WARDS 10 AND 17.					
7th Dis.		Ein-stein.	Eickhoff.	Groom.	Eickhoff.
		R.	T. D.	R.	T. D.
		7,627	6,969	6,031	13,199
Majority.....		658			7,148
Per cent.....		52.25	47.74	31.43	68.56
Total vote....		14,596		19,387	
In 1876, scattering, 137.					

N. Y. CITY.—WARDS 15, 16, AND PART OF 18.					
8th Dist.		McCook.	Jerome.	McCook.	Ward.
		R.	T. D.	R.	D.
		11,838	6,882	13,221	12,408
Majority....		4,956		813	
Per cent.....		62.23	36.76	51.60	47.68
Total vote....		18,720		25,779	
In 1876, scattering, 150.					

N. Y. CITY.—PARTS OF WARDS 12, 20, AND 22.						
9th Dist.		Berryman.	Wood.	Hardy.	Da Cunha.	Wood.
		R.	T. D.	A. T. D.	R.	D.
		5,534	6,980	6,122	8,217	14,280
Majority.			858			6,063
Per cent..		29.19	37.45	32.85	36.52	63.47
Total v.			18,636		22,987	
In 1876, scattering, 490.						

	1878.			1876.	
N. Y. CITY.—PARTS OF WARDS 18, 19, AND 21.					
10th Dist.	Potter.	O'Brien.	Hewitt.	Babcock.	
	T. D.	A. T.	D.	R.	
	8,939	11,145	17,136	6,805	
Majority.....		2,206		10,331	
Per cent.....	45.54	55.44	71.57	28.42	
Total vote....		20,084		24,637	
In 1876, scattering, 696.					

NEW YORK CITY.—PARTS OF WARDS 12, 19, 20, 21, AND 22.					
11th Dist.	Morton.	Willis.	Morton.	Willis.	
	R.	T. D.	R.	D.	
	13,013	6,663	12,092	12,519	
Majority.....		6,350		427	
Per cent.....	66.13	33.86	49.13	50.86	
Total vote....		19,676		25,214	
In 1876, scattering, 603.					

	A. Smith.	Cobb.	N. Smith.	Bran-dreth.	Potter.
12th Dist.	R.	D.	G.	R.	D.
Westches-ter.....	11,338	9,082	2,421	11,160	16,078
Maj. over next....	2,256				4,918
Per cent..	49.63	39.75	10.59	40.97	59.64
Total v.		22,841		27,238	

	Ketcham.	Baker.	Doty.	Ketcham.	Davies.
13th Dist.	R.	D.	G.	R.	D.
Columbia.	5,886	3,747	334	6,173	5,964
Dutchess.	10,189	4,838	446	10,096	8,372
Putnam..	2,165	1,113	12	1,956	1,777
Total...	18,240	9,698	792	18,225	16,113
Maj. over next....	8,542			2,112	
Per cent..	63.48	33.75	2.76	53.07	46.92
Total v.		28,730		34,338	

In 1878, Potter, Prohib., had 241 votes, and Davies, Ind. Dem., 39.
In 1876, Deney, Prohib., had 233 votes.

	Ferdon.	Beebe.	Voorhis.	Sweet.	Beebe.
14th Dist.	R.	D.	G.	R.	D.
Orange...	7,332	6,400	2,237	9,333	9,800
Rockland.	2,570	2,182	427	2,338	3,482
Sullivan..	1,959	2,751	1,597	2,996	4,450
Total...	11,861	11,323	3,261	14,667	17,732
Maj. over next....	538				2,603
Per cent..	44.85	42.81	12.33	45.26	54.70
Total v.		26,445		32,399	

	Nichols.	Louns-bery.	Erkson.	Tremper.	May-ham.
15th Dist.	R.	D.	G.	R.	D.
Greene...	2,137	2,811	1,832	3,715	4,713
Schoharie.	2,733	4,019	757	3,465	5,399
Ulster....	6,571	6,850	935	9,086	10,386
Total...	11,441	13,680	3,524	16,267	20,498
Maj. over next....		2,239			
Per cent..	39.94	47.75	12.30	44.24	55.75
Total v.		28,645		36,765	
Coutant, Prohib., received 140 votes.					

NEW YORK—Representatives in Congress. (Continued).

	1878.			1876.	
	Bailey. R.	Woods. D.	Hilton. G.	Harris. R.	Quinn. D.
16th Dist. Albany... Maj. over next.... Per cent.. Total v.	12,199 195 41.13	12,004 40.47	5,455 18.39	16,596 48.09	17,497 51.32
	29,658		34,093		
	Wood. R.	Patter- son. D.	Fergu- son. G.	Town- send. R.	Par- menter. D.
17th Dist. Rensselaer Washing- ton.... Total.. Maj. over next.. Per cent.. Total v.	10,462 5,653 16,115 6,323 54.10	7,392 2,400 9,792 32.87	3,067 811 3,878 13.01	12,467 7,222 19,689 53.01	12,606 4,842 17,448 46.98
	29,785		37,137		
	Hammond. R.	Ross. D.	McDonald. G.	Williams. R.	Platt. D.
18th Dist. Clinton... Essex.... Warren... Total.. Maj. over next.... Per cent.. Total v.	4,439 3,978 2,233 10,650 4,885 54.84	3,183 1,692 890 5,765 29.68	631 728 1,646 3,005 15.47	5,630 4,442 3,105 13,177 56.25	4,611 2,967 2,668 10,246 43.74
	19,420		23,423		
	James. R.	Hasbrouck. D.	James. R.	Magone. D.	
19th Dist. Franklin..... St. Lawrence.... Total..... Maj. over next.. Per cent..... Total vote....	3,620 8,513 12,133 7,077 70.58	1,970 3,086 5,056 29.41	4,070 13,205 17,275 66.36	2,957 5,799 8,756 33.63	
	17,189		26,031		
	Starin. R.	Thompson. D.	Wendell. G.	Starin. R.	Decker. D.
20th Dist. Fulton.... Hamilton. Montgo- mery... Saratoga.. Schenec- tady.... Total... Maj. over next.... Per cent.. Total v. Bronson, Prohib., received 1878.	3,873 380 4,583 6,225 2,675 17,736 6,858 56.84	2,189 465 2,972 3,451 1,801 10,878 34.85	114 7 534 1,169 761 2,585 8.25	3,898 322 4,774 7,430 2,718 19,142 51.41	3,674 563 4,417 6,515 2,920 18,089 48.58
	31,283		37,231		
	31,888		36,175		
	Jarvis, Prohib., received 314 votes in 1878. In 1876, scattering, 294.				

	1878.			1876.	
	Miller. R.	Brown. D.	Lewis. G.	Bagley. R.	Smith. D.
22d Dist. Herkimer. Jefferson. Lewis.... Total... Maj. over next.... Per cent.. Total v. Gray, Prohib., received 289 votes in 1878. In 1876, scattering, 212.	4,726 7,105 3,024 14,855	2,997 6,007 2,644 11,648	987 583 532 2,102	5,818 9,289 3,561 18,668	5,284 6,979 3,732 15,995
	28,894		34,875		
	Prescott. R.	Spriggs. D.	Mitchell. G.	Bacon. R.	Lord. D.
23d Dist. Oneida... Maj. over next.... Per cent.. Total v. Mears, Prohib., received 451 votes in 1878.	9,762 1,032 43.81 22,730	8,730 39 18 16.99 26,848	3,787 16.99	13,779 51.32	13,069 48.67
	23,778		28,939		
	In 1876, C. T. Richardson, Pro., had 556 votes.				
	Mason. R.	Duffy. G. & D.	Smythe. Pro.	Baker. R.	Bond. D.
24th Dist. Madison.. Oswego... Total... Maj. over next.... Per cent.. Total v. In 1876, C. T. Richardson, Pro., had 556 votes.	4,671 7,372 12,043	4,664 6,643 11,307	280 148 428	6,661 9,894 16,555	3,994 7,804 11,798
	23,778		28,939		
	Hiscock. R.	Wieting. G. & D.	Stratton. Pro.	Hiscock. R.	Pratt. D.
25th Dist. Cortland.. Onondaga Total... Maj. over next.... Per cent.. Total v. In 1876, scattering, 181.	2,863 11,736 14,599	2,562 8,612 11,174	34 280 314	3,957 14,468 18,425	2,629 11,205 13,834
	26,087		32,440		
	Camp. R.	Durston. D.	Walley. G.	Camp. R.	Van Auken. D.
26th Dist. Cayuga... Seneca... Wayne... Total... Maj. over next.... Per cent.. Total v. Osborne, Prohib., received 102 votes in 1878. In 1876, scattering.	6,310 2,829 5,216 14,355	849 132 657 1,638	4,429 2,880 3,667 10,976	8,897 3,102 7,127 19,036	6,111 3,654 5,114 14,879
	27,070		34,011		
	Lapham, Pierpont, Howell, Lapham, Com- stock.				
	R.	G. & D.	Pro.	R.	D.
27th Dist. Livingston Ontario.. Yates.... Total... Maj. over next.... Per cent.. Total v. In 1876, there were 97 Prohibition votes.	4,472 5,107 2,686 12,265	3,795 4,541 1,896 10,232	23 23	5,232 6,257 3,237 14,726	4,256 5,482 2,114 11,852

NEW YORK.—Representatives in Congress. (Continued.)

1878.						1876.					
28th Dist.	Dwight. R.	Howe. G. & D.	Mudge. D.	Dwight. R.	Jones. D.	31st Dist.	Crowley. R.	Davis. D.	Miller. G.	Hoskins. R.	Benedict. D.
Broome..	5,469	4,571	4	6,467	5,322	Genesee..	3,837	2,379	220	3,527	3,312
Schuyler..	2,363	1,293	145	2,782	2,307	Niagara..	5,222	4,026	269	4,122	5,735
Tioga....	3,886	2,458	1,067	4,621	3,923	Wyoming	3,468	2,308	70	4,217	3,203
Tompkins	3,850	2,839	655	4,939	4,100	Total..	12,527	8,713	559	11,866	12,250
Maj. over next....	4,407					Maj. over next....	3,814				
Per cent..	54.43	39.02	6.54	54.60	45.39	Per cent..	57.46	39.96	2.56	49.20	50.79
Total v.	28,750			34,501		Total v.	22,064			26,766	
Hibbard, Labor Communist, received 150 votes in 1878.						Grosvenor, Prohib., received 265 votes in 1878.					
In 1876, 209 Prohibition votes were cast.						In 1876, Flagler, Ind. Rep., received 2,527 votes, and Copeland, Pro., 123 votes.					
29th Dist.	Richardson. R.	Babcock. D.	Beaumont. G.	Hungerford. R.	Leveridge. D.	32d Dist.	Pierce. R.	Lockwood. D.	Grote. G.	Spaulding. R.	Lockwood. D.
Allegany.	4,427	2,779	1,729	6,584	4,001	Erie.....	18,998	16,105	1,173	19,716	20,125
Chemung.	3,252	2,427	3,067	4,703	5,247	Maj. over next....	2,893				
Steuben..	6,648	5,755	3,378	9,800	8,725	Per cent..	52.37	44.39	3.23	49.48	50.51
Total..	14,327	10,961	8,174	21,087	17,973	Total v.	36,276			39,841	
Maj. over next....	3,366					33d Dist.	Van Aernam. R.	Morris. D.	Vinton. G.	Patterson. R.	Freeland. D.
Per cent..	42.81	32.75	24.42	53.98	46.01	Cattaraugus.....	5,442	2,431	2,703	6,737	5,117
Total v.	33,462			39,060		Chatauqua	5,922	4,301	1,985	10,173	5,484
Van Voorhis, Lambertson, Brown, Davy, Hart.						Total..	11,364	6,732	4,688	16,910	10,501
30th Dist.	Van Voorhis. R.	Lamberton. G. & D.	Brown. G.	Davy. R.	Hart. D.	Maj. over next....	4,632				
Orleans...	2,545	1,712	456	3,617	3,683	Per cent..	49.87	29.54	20.57	61.69	38.30
Monroe...	9,463	8,645	2,304	13,521	14,114	Total v.	22,784			27,510	
Total..	12,008	10,357	2,760	17,138	17,797	In 1876, scattering, 99 votes.					

NORTH CAROLINA.—Representatives in Congress.

1878.				1876.		1878.			1876.		
1st Dist.	Yeates. D.	Martin. R.	Respass. I. R.	Yeates. D.	Lindsay. R.	2d Dist.	Kitchin. D.	O'Hara. R.	Harris. R.	Green. D.	Brogden. R.
Beaufort..	1,397	1,129	178	1,708	1,528	Craven....	765	1,383	284	1,235	2,861
Bertie....	988	1,499	1	1,156	1,626	Edgecombe	805	1,802	26	245	3,855
Camden..	567	417	8	682	544	Greene....	842	930	16	885	1,064
Chowan..	601	797	1	641	792	Halifax..	1,119	1,348	709	1,616	3,232
Currituck.	635	289	1	968	391	Jones....	584	548	114	585	800
Dare.....	112	131	10	308	210	Lenoir...	1,164	702	70	1,190	1,489
Gates....	751	449	2	945	511	Northampton.....	831	1,333	227	860	1,898
Hertford..	905	1,029	998	1,086	Warren...	926	757	867	1,302	2,477
Hyde.....	554	406	104	944	646	Wayne...	2,244	242	1,353	2,229	2,192
Martin....	1,275	1,166	1	1,333	1,132	Wilson...	1,424	637	312	1,727	1,192
Pamlico..	423	332	51	738	498	Total..	10,704	9,682	3,948	11,874	21,060
Pasquotank....	423	749	2	843	1,184	Maj. over next	1,022				9,186
Perquimans...	706	864	833	992	Per cent..	43.84	39.76	16.22		
Pitt.....	1,935	1,806	8	2,136	1,898	Total v.	24,334			32,934	
Tyrrell...	332	240	2	535	249	J. Williams Thorne, Greenback, received 584 votes, all in Warren. There were 28 votes scattering.					
Washington.....	480	832	61	698	991	In Edgecombe, the canvassers threw out, as irregular, returns giving O'Hara, R., 1268 votes, Harris, R., 357, and Kitchin, D., 3 votes.					
Total..	12,084	12,135	430	15,466	14,278						
Maj. over next....		51		1,188							
Per cent..	49.02	49.22	1.74								
Total v.	24,649			29,748							

NORTH CAROLINA.—Representatives in Congress. (Continued.)

3d. Dist.	1878.		1876.		7th DIST.	1878.		1876.	
	Waddell. D.	Russell. G. & R.	Waddell. D.	Canaday. R.		Armfield. D.	Brower. G. R.	Robbins. D.	Dula. R.
Bladen.....	795	1,295	1,350	1,414	Alexander	209	58	807	237
Brunswick....	433	697	994	1,052	Alleghany	203	122	516	138
Carteret	707	476	1,109	711	Ashe.....	No returns.		1,083	811
Columbus	1,052	765	1,412	766	Davie.....	257	187	1,018	697
Cumberland..	1,325	1,538	2,185	2,129	Forsyth.....	806	629	1,490	1,486
Duplin.....	1,494	858	2,144	1,266	Iredell.....	873	271	2,354	1,207
Harnett.....	587	438	1,037	741	Rowan	573	386	2,169	1,201
Moore.....	692	397	1,328	1,200	Surry.....	543	779	1,360	979
New Hanover	1,078	2,411	1,554	3,045	Watauga	166	45	699	236
Onslow.....	451	408	1,229	543	Wilkes.....	648	666	1,328	1,484
Pender.....	716	1,160	1,151	1,264	Yadkin	475	507	900	1,073
Sampson	1,400	1,168	2,025	1,665	Total.....	4,753	3,650	13,724	9,549
Total.....	10,730	11,611	17,524	15,796	Scattering, 126				
Maj. over next		881	1,728		Maj. over next	1,103		4,175	
Per cent	47.99	51.92			Per cent.....	56.56	43.43		
Total vote..	22,358		33,320		Total vote..	8,529		23,273	
4th Dist.	Davis. D.	Turner. I. R.	Jones. R.	Davis. D.	Young. R.	8th Dist.			
Chatham..	1,348	190	458	2,140	1,854	Buncombe.....	388	2,038	1,032
Franklin..	1,981	576	718	1,873	1,910	Burke... ..	No ret'ns.		1,222
Granville..	1,911	2,591	39	2,208	2,368	Caldwell.....	206	1,140	196
Johnston..	1,397	564	359	2,179	1,702	Cherokee & Graham.	165	667	474
Nash.....	1,123	627	414	1,694	1,337	Clay.....	89	324	141
Orange... ..	1,528	1,378	51	2,408	1,651	Cleveland.....	451	1,716	317
Wake....	2,576	2,427	872	4,330	4,407	Haywood.....	155	1,013	331
Total... ..	11,864	8,353	2,911	16,832	15,229	Henderson... ..	148	741	716
Maj. over next....	3,511			1,603		Jackson.....	116	553	234
Per cent..	51.29	36.12	12.57			Macon.....	173	684	215
Total v.	23,228		31,061			Madison.....	No ret'ns.		927
5th Dist.	Scales. D.	Tourgee. R.	Scales. D.	Boyd. R.	Vance. D.				
Alamance....	1,164	785	1,346	1,147	Buncombe.....	388	2,038	1,032	
Caswell.....	1,228	1,413	1,467	1,598	Burke... ..	No ret'ns.		1,222	
Davidson....	1,003	731	1,812	1,696	Caldwell.....	206	1,140	196	
Guilford....	1,807	1,226	2,352	1,864	Cherokee & Graham.	165	667	474	
Person.....	974	847	1,193	978	Clay.....	89	324	141	
Randolph. . .	1,485	1,050	1,783	1,475	Cleveland.....	451	1,716	317	
Rockingham..	1,659	1,200	2,125	1,385	Haywood.....	155	1,013	331	
Stokes.....	1,006	428	1,186	858	Henderson... ..	148	741	716	
Total.....	10,326	7,680	13,264	11,001	Jackson.....	116	553	234	
Scattering, 4					Macon.....	173	684	215	
Maj. over next	2,646		2,263		Madison.....	No ret'ns.		927	
Per cent.....	57.33	42.64			McDowell.....	146	559	636	
Total vote..	18,010		24,265		Mitchell.....	145	962	423	
6th Dist.	Steele. D.	Covington. I.	Steele. D.	Jordan. R.	Polk				
Anson.....	528	1,578	1,099	Rutherford.....	338	1,299	1,013	
Cabarrus.....	286	1	1,617	898	Swain	61	377	19	
Catawba... ..	434	1,840	249	Transylvania.....	97	449	186	
Gaston.....	263	1,215	544	Yancey.....	133	776	219	
Lincoln.....	261	1,139	315	Total.....	2,894	15,868	7,493	
Mecklenburg..	913	1	3,390	2,611	No opposition candi-				
Montgomery..	181	19	645	678	date.				
Richmond....	639	237	1,326	1,417	Scattering, 96.				
Robeson.....	888	2,110	1,713	Majority.....		8,375		
Stanly.....	235	914	347	Per cent.....	96.78			
Union	280	1,482	412	Total vote.....	2,990	23,361		
Total.....	4,908	258	17,256	10,283	No opposition candidate in the 8th District in 1878.				
Scattering, 162					Total vote : 1878, 129,138 ; 1876, 226,497.				
Maj. over next	4,650		6,973		The Legislature of 1878-79 stands :				
Per cent... ..	96.74	4.55			Senate.	House.	Joint Ballot.		
Total vote..	5,328		27,539		Democrats....	35	84	119	
					Republicans..	15	36	51	

STATE OF OHIO—State Ticket.

COUNTIES, 88	Governor, 1879.				Governor, 1877.					Pres't, 1876.	
	Foster R.	Ewing D.	Piatt. G.	Stew- art. P.	West. R.	Bis- hop. D.	Bond W.	Thomp- son. P.	John- son. N.	Hayes R.	Tilden D.
Adams.....	2,391	2,600	11	1,862	2,221	24	2,141	2,546
Allen.....	2,592	3,615	38	1,956	3,048	13	150	2,481	3,518
Ashland...	2,576	3,188	14	2,121	2,824	9	3	2,387	3,021
Ashtabula..	6,248	2,235	116	84	5,151	1,930	88	63	6,771	2,294
Athens.....	3,361	2,289	73	112	2,568	2,051	145	15	3,413	2,195
Auglaize...	1,473	2,899	165	1,121	2,312	7	3	1,521	3,560
Belmont....	5,253	5,356	67	20	4,055	4,632	61	358	4,976	5,024
Brown.....	2,907	4,155	26	2	2,211	3,359	19	13	2,956	4,068
Butler.....	3,596	5,674	27	2,581	4,997	338	20	4	3,351	6,029
Carroll....	2,175	1,548	51	9	1,888	1,465	10	8	2,060	1,554
Champaign	3,802	2,709	41	64	3,279	2,582	1	31	12	3,528	2,872
Clarke.....	5,200	3,639	119	241	3,351	2,785	4	290	210	5,136	3,536
Clermont...	3,677	4,070	403	2	3,043	3,859	2	12	268	3,848	4,315
Clinton....	3,589	2,651	4	68	2,766	1,709	88	18	3,500	2,048
Columbiana	5,588	4,240	204	14	4,255	3,441	12	545	5,417	4,000
Coshocton..	2,738	3,389	29	20	2,228	2,886	3	15	2,518	3,312
Crawford..	2,213	4,193	43	135	1,581	3,498	88	89	2,312	4,365
Cuyahoga..	17,496	11,940	432	162	11,634	10,644	1,519	83	1,567	18,198	14,425
Darke.....	3,659	4,762	74	51	2,612	3,947	39	211	3,577	4,667
Defiance..	1,694	2,800	34	1	1,017	2,095	455	1,520	2,888
Delaware..	3,246	3,014	2	246	3,383	2,501	291	20	3,237	2,809
Erie.....	3,286	2,973	95	23	2,424	2,486	23	377	3,158	3,112
Fairfield..	2,943	4,833	1	12	2,417	4,161	12	60	2,770	4,597
Fayette....	2,682	2,174	12	5	1,992	1,726	1	6	2,436	1,874
Franklin...	8,433	9,313	162	263	5,028	7,804	16	251	694	7,557	9,383
Fulton....	2,498	1,632	60	19	1,600	1,156	11	387	2,697	1,597
Gallia....	3,328	2,491	7	17	2,586	1,997	7	18	3,202	2,302
Geauga....	2,844	775	70	8	2,256	714	6	13	3,004	808
Greene....	4,582	2,440	55	3,031	2,003	216	162	4,488	2,494
Guernsey...	3,179	2,527	9	71	2,701	2,341	1	64	12	3,106	2,460
Hamilton..	29,616	25,971	102	28	17,156	20,525	9,076	6	24	28,869	29,451
Hancock..	2,911	3,308	47	13	2,366	2,854	39	14	2,811	3,215
Hardin....	3,312	3,033	2	11	2,724	2,724	35	2,830	2,702
Harrison...	2,639	2,110	19	12	2,232	1,912	2	23	7	2,564	2,020
Henry.....	1,474	2,506	967	1,843	10	19	1,527	2,445
Highland...	3,549	3,444	3	12	3,021	3,056	5	22	3,341	3,323
Hocking....	1,667	2,371	99	1,165	1,876	13	3	1,475	2,259
Holmes....	1,266	3,167	22	1,000	2,780	16	1,241	3,171
Huron.....	4,149	3,203	75	179	3,274	2,454	128	239	4,504	3,014
Jackson....	2,424	2,022	16	20	2,003	1,845	2	30	4	2,522	1,954
Jefferson...	3,988	2,915	76	18	3,178	2,484	65	324	4,067	2,922
Knox.....	3,282	3,436	51	119	2,588	3,063	117	199	26	3,151	3,301
Lake.....	2,661	1,085	119	13	2,159	906	26	58	2,941	1,141
Lawrence..	3,930	2,794	154	11	2,650	2,417	1	19	463	3,975	2,949
Licking...	4,043	5,413	90	43	2,982	4,719	1	100	490	3,962	5,473
Logan.....	3,472	2,228	53	78	2,717	2,045	98	14	3,259	2,286
Lorian....	5,058	2,656	97	46	3,886	2,162	37	104	5,187	2,720
Lucas.....	5,152	5,245	1,550	2,671	3,155	7	4,076	6,524	5,155
Madison....	2,553	2,391	27	42	2,165	2,127	25	2,191	2,145
Mahoning..	4,179	3,853	219	16	2,947	2,820	34	1,339	3,921	3,691
Marion....	2,032	2,777	41	39	1,534	2,252	23	49	2	1,918	2,603
Medina....	3,107	2,137	3	22	2,548	1,933	32	36	3,119	2,192
Meigs.....	4,067	2,831	4	39	2,985	2,178	350	97	3,962	2,773
Mercer....	1,118	2,646	31	708	1,878	12	1,128	2,840
Miami....	4,639	3,416	110	35	3,564	3,015	54	65	4,388	3,509
Monroe....	1,243	3,112	618	2	1,092	2,927	4	1,462	3,805
M'tgomery.	8,547	9,257	98	164	6,311	7,930	549	100	9	7,921	8,971
Morgan....	2,420	2,100	8	118	2,065	1,981	132	16	2,376	2,108
Morrow...	2,305	2,005	112	182	1,942	1,945	242	19	2,450	2,046
Muskingum	5,641	5,243	45	84	4,292	4,994	1	68	309	5,232	5,457
Noble.....	2,317	2,008	198	40	2,058	2,037	4	1	2,225	2,096
Ottawa....	1,311	2,275	27	1	946	1,944	7	82	1,336	2,208
Paulding...	1,289	1,210	22	973	984	2	52	1,313	1,180
Perry.....	2,503	2,972	349	4	1,763	2,521	14	519	2,084	2,810

STATE OF OHIO—State Ticket. (Continued.)

COUNTIES—88.	GOVERNOR—1879.				GOVERNOR—1877.					PRES'T—1876.	
	Foster. R.	Ewing. D.	Platt. G.	Stew- art. P.	West. R.	Bishop. D.	Bond. W.	Thomp- son. P.	John- son. N.	Hayes. R.	Tilden. D.
Pickaway ..	2,640	3,553	11	8	2,156	3,137	2	9	3	2,565	3,389
Pike	1,570	2,038	48	16	1,125	1,711	31	42	1	1,465	2,096
Portage	3,652	3,104	114	56	3,031	2,624	69	287	3,712	3,000
Preble	2,952	2,027	178	2,461	2,356	11	197	3,004	2,551
Putnam	1,557	3,045	67	20	1,183	2,614	1	27	2	1,606	3,174
Richland.....	3,863	4,721	14	19	3,091	4,187	63	10	3,649	4,407
Ross.....	4,406	4,511	16	3,445	4,084	31	3	60	4,177	4,431
Sandusky	2,643	3,427	287	53	2,320	3,037	11	139	3,032	3,330
Scioto	3,365	3,029	58	5	2,610	2,904	6	7	3,359	3,025
Seneca.....	3,921	4,627	108	18	3,009	3,945	3	84	26	3,793	4,515
Shelby	2,031	2,945	14	1,565	2,544	12	35	1,985	3,141
Stark	7,008	6,899	158	41	4,919	5,943	111	903	6,410	6,772
Summit	5,146	3,831	178	77	3,630	3,248	95	649	5,055	3,804
Trumbull	5,997	3,054	278	120	4,763	2,584	123	478	6,133	3,030
Tuscarawas	3,759	4,569	184	15	2,858	3,959	143	1	95	3,574	4,545
Union	2,947	2,144	10	152	2,530	1,924	61	2	2,939	2,073
Van Wert	2,374	2,479	8	14	1,958	2,139	11	81	2,290	2,410
Vinton	1,539	1,891	24	2	1,250	1,749	9	2	1,533	1,817
Warren.....	4,225	2,449	4	24	3,393	2,087	3	67	11	4,146	2,559
Washington	4,505	4,138	361	49	3,464	4,053	54	27	4,361	4,492
Wayne	4,232	4,710	12	34	3,243	4,114	30	188	4,009	4,598
Williams	2,761	2,628	89	8	2,330	2,307	13	1	2,701	2,546
Wood	3,773	3,187	217	55	2,719	2,512	70	69	4,079	3,245
Wyandot.	2,282	2,812	12	1,722	2,405	18	1	2,079	2,619
Totals	336,261	319,132	9,072	4,145	249,105	271,625	12,489	4,836	16,912	330,698	323,182
Per cent	50 25	47 69	1.35	0.61	44.88	48.94	2.25	0.87	3.04	50.214	49.073
Maj. over next	17,129					22,520				7,516	
Maj. over all	3,352									2,747	
Scattering votes.			560								
Total vote.		669,170					555,060			650,771	
The Legislature of 1880-81 stands :											
Senate						22		15		7	
House						69		45		24	
Joint Ballot						91		60		31	

OHIO—Representatives in Congress—1878.

1st DIST.	Butterworth R.	Sayler D.	Spohn. G.	Clark. S.	4th DIST.	Keifer. R.	Marquis. D.	Hance. G.	Spahr. P.
Hamilton Co.	12,756	12,036	156	275	Champaign..	3,291	2,425	64	118
Plurality.	720				Clarke	4,143	2,813	464	276
Scattering.	16				Greene.....	3,375	1,881	94	41
Per cent ..	50.54	47.68			Logan	2,639	2,109	88	45
Total vote		25,239			Union.....	2,447	1,577	190	2
					Total.	15,895	10,805	900	482
2d DIST.	Young R.	Goss. D.	Platt. G.	Ruth- enburg. S.	Plurality. ...	5,090			
Hamilton	12,914	11,940	272	260	Scattering... ..	1			
Plurality	974				Per cent.....	56.60	38.47	3.20	
Scattering ..	3				Total vote.		28,083		
Per cent ...	50.86	47 02	1.07		[5th DIST.	Wilson. R.	Le Fever. D.	Johnson. G.	Blackf'd. P.
Total vote.		25,389			Auglaize ...	1,065	2,193	342	...
3d DIST.	Schultz. R.	McMahon. D.	Nolan. G.	Staley. P.	Darke... ..	2,977	3,933	449	20
Montgomery	7,616	8,302	244	112	Mercer.	854	1,978	241
Butler	2,903	4,849	72		Miami	3,722	2,164	824	94
Warren	3,831	2,286	12	15	Preble	2,638	2,316	64	205
					Shelby	1,587	2,092	472	
Total ..	14,352	15,487	328	127	Total.	12,843	14,676	2,392	319
Plurality		1,083			Plurality....		1,883		
Per cent ..	47 45	51.04	1.08		Scattering... ..	7			
Total vote.		30,244			Per cent.....	42.47	48.53	7.91	
					Total vote.		30,237		

OHIO.—Representatives in Congress. (Continued.)

6th DIST.				11th DIST.				
	Price. R.	Hill. D.	Holgate. G.		McKnight. R.	Dickey. D.	Printy. P.	
Allen.....	1,866	2,834	232	Adams.....	2,403	2,499	4	
Defiance.....	1,015	2,092	363	Brown.....	2,307	3,771	154	
Fulton.....	2,009	1,332	563	Clermont.....	3,025	3,733	946	
Henry.....	607	1,816	682	Clinton.....	3,123	1,968	1	
Paulding.....	1,136	1,093	103	Highland.....	3,128	3,384	2	
Putnam.....	1,051	2,502	253	Total.....	13,986	15,355	1,107	
Van Wert.....	2,144	2,169	53	Plurality.....		1,369		
Williams.....	2,244	2,272	295	Scattering.....	6			
Total.....	12,072	16,110	2,544	Per cent.....	46.80	52.13	3.75	
Plurality.....		4,038		Total vote.....		29,454		
Scattering.....	1			12th DIST.				
Per cent.....	39.28	52.42	8.27		Neal. R.	Emmitt. D.	Suiter. G.	Kirkendall. P.
Total vote.....		30,727		Jackson....	2,349	1,922	32	69
7th DIST.				Lawrence...	3,499	2,088	394	16
	Luckey. R.	Hurd. D.	Kahlo. G.	Pike.....	1,374	1,900	88	37
Hancock.....	2,343	2,732	443	Ross.....	4,102	3,722	297
Lucas.....	3,137	3,546	4,094	Scioto.....	3,242	2,858	31
Ottawa.....	1,027	1,693	580	Total.....	14,566	12,490	842	122
Sandusky.....	1,920	2,697	1,527	Plurality....	2,076			
Wood.....	2,851	2,514	1,249	Per cent....	51.92	44.55	3.00	
Total.....	11,278	13,182	7,893	Scattering...	13			
Plurality....		1,904		Total vote.		23,033		
Scattering.....	7			13th DIST.				
Per cent.....	34.85	40.64	24.39		Van Vorhes. R.	Warner. D.	Geddes. G.	McElhinny. P.
Total vote.....		32,360		Athens.....	2,934	1,740	362	155
8th DIST.				Monroe.....	1,172	2,779	136	2
	Foster. R.	Finley. D.	Brown, G.	Morgan....	2,201	2,037	38	112
Crawford ...	2,232	3,255	217	Noble... ..	1,760	1,807	464	8
Hardin.....	3,020	2,706	4	Washington.	3,760	3,587	487	37
Marion.....	1,850	2,130	59	Total.....	11,827	11,950	1,487	314
Morrow.....	2,176	1,826	157	Plurality....		123		
Seneca.....	3,710	3,966	421	Scattering...	2			
Wyandot....	1,994	2,354	2	Per cent....	46.23	46.71	5.80	
Total.....	14,982	16,237	860	Total vote.		25,579		
Plurality....		1,255		14th DIST.				
Scattering...	4				Morton. R.	Atherton. D.	McGinnis. G.	
Per cent....	46.20	50.17	2.65	Guernsey.....	2,673	2,325	196	
Total vote.		32,363		Licking.....	2,943	4,589	931	
9th DIST.				Muskingum....	4,540	4,783	588	
	English. R.	Converse. D.	Lewis. G.	Perry.....	1,907	2,653	776	
Delaware....	2,856	2,565	101	Total.....	12,063	14,350	2,491	
Fayette....	2,292	1,956	86	Plurality.....		2,287		
Franklin....	7,176	7,900	964	Per cent.....	41.73	49.64	8.61	
Madison....	2,100	2,135	28	Scattering.....	1			
Pickaway...	2,374	3,230	96	Total vote.....		28,905		
Total.....	16,798	17,786	1,275	15th DIST.				
Plurality....		988			Jones. R.	Geddes. D.	Pepper. G.	Kohr. P.
Scattering...	2			Coshocton...	2,332	2,889	106	5
Per cent....	46.18	48.90	3.60	Holmes.....	993	2,298	5	2
Total vote.		36,369		Knox.....	2,299	2,983	881	172
10th DIST.				Richland...	2,809	3,865	86	69
	Horton. R.	Ewing. D.	Smart. G.	Tuscarawas.	2,596	3,562	771	8
Fairfield...	2,572	4,354	Total.....	11,029	15,597	1,849	256
Gallia.....	2,777	2,292	Plurality....		4,568		
Hocking...	1,419	1,971	76	Per cent....	38.38	54.28	6.49	
Meigs.....	3,961	2,328	100	Scattering...	1			
Vinton.....	1,516	1,734	Total vote.		28,732		
Total.....	12,245	12,679	176	16th DIST.				
Plurality....		434			M'Kinley. R.	Wiley. D.	Hunter. G.	Brush. P.
Scattering...	18			Ashland....	2,435	2,731	7
Per cent....	47.79	49.44	6.86	Portage....	3,245	2,469	378	56
Total vote.		25,645		Stark.....	5,931	5,027	719	38
11th DIST.				Wayne.....	3,878	4,028	168	...
				Total.....	15,489	14,255	1,272	94
				Plurality....	1,234			
				Per cent....	49.78	45.82	4.08	
				Total vote.		31,110		

OHIO.—Representatives in Congress. *(Continued.)*

17th DIST.				19th DIST.			
	Monroe. R.	Miller. D.		Garfield. R.	Hubbard. D.	Tuttle. G.	Reeves. P.
Erie.....	2,613	3,069	Ashtabula....	4,916	1,566	386
Huron.....	3,415	3,344	Geauga.....	2,208	441	247
Lorain.....	4,450	2,515	Lake.....	2,161	757	528
Medina.....	2,648	1,853	Mahoning...	3,592	2,647	1,181
Summit.....	4,087	3,794	Trumbull...	4,289	2,142	806	98
Total.....	17,213	14,575	Total.....	17,166	7,553	3,148	98
Majority.....	2,638		Plurality....	9,613			
Scattering....	1		Per cent....	61.34	26.99	11.25	
Per cent....	54.14	45.84	Scattering...	17			
Total vote.....	31,789		Total vote.	27,982			

18th DIST.				20th DIST.					
	Updegraff. R.	Lawson. D.	Smith. G.	Grimes. P.	Townsend. R.	Poe. D.	Shove. G.	Doan. P.	
Belmont....	3,842	4,305	685	3	Cuyahoga...	13,081	7,271	4,934	2,085
Carroll....	1,899	1,270	96	3	Plurality....	5,810			
Columbiana.	4,294	3,076	839	Per cent....	47.79	26.56	17.66	7.61
Harrison...	2,077	1,768	80	11	Total vote.		27,371		
Jefferson...	3,208	2,174	531	20					
Total.....	15,320	12,593	2,231	37					
Plurality ...	2,727								
Scattering...	90								
Per cent....	50.60	41.60	7.37						
Total vote.	30,271								

NOTE.—The Congressional districts having been radically changed by re-districting at the Legislative session of 1878, comparisons with the Presidential vote of 1876 may be made by counties.

STATE OF OREGON.—June, 1878.

COUNTIES—23.	CONGRESS, 1878.			SEC. OF STATE.			CONGRESS, '76		PRESID'T, '76.	
	Hines. R.	White- aker. D.	Camp- bell. G.	Ear- hart. R.	Reames. D.	Cates. G.	Wil- liams. R.	Lane. D.	Hayes R.	Tilden D.
Baker.....	334	562	1	372	538	329	540	319	549
Benton.....	573	749	31	665	596	131	651	594	615	567
Clackamas....	944	790	62	1,003	760	56	952	734	950	724
Clatsop.....	509	527	1	530	504	1	430	387	432	385
Columbia.....	184	200	2	187	201	2	158	197	156	179
Coos.....	544	544	566	526	553	530	571	515
Curry.....	149	168	156	165	..	131	128	131	126
Douglas.....	1,035	1,098	3	1,076	1,072	3	1,023	828	1,002	847
Grant.....	459	473	7	489	445	7	317	280	314	277
Jackson.....	592	819	185	545	850	172	592	828	585	840
Josephine....	193	277	2	187	242	73	208	247	209	252
Lake.....	190	296	1	195	284	1	171	250	173	258
Lane.....	872	999	131	945	928	142	964	944	949	946
Linn.....	1,100	1,477	392	1,134	1,411	444	1,371	1,438	1,324	1,404
Marion.....	1,645	1,258	123	1,705	1,200	124	1,780	1,155	1,782	1,154
Multnomah....	2,226	1,814	20	2,379	1,750	18	2,109	1,527	2,122	1,525
Polk.....	636	766	121	689	692	159	625	567	608	542
Tillamook....	119	67	3	121	67	3	120	76	119	76
Umatilla.....	631	985	11	658	965	14	503	738	486	742
Union.....	452	620	78	474	611	87	370	539	366	625
Wasco.....	618	851	4	635	857	2	482	626	491	621
Washington...	740	556	6	755	548	5	694	417	692	423
Yamhill.....	848	848	865	830	2	814	669	810	674
Total.....	14,593	16,744	1,184	16,333	16,042	1,447	15,347	14,239	15,206	14,149
Maj. over next.	1,151	291	1,108	1,057
Per cent.....	46.51	49.95	4.53	48.29	47.43	4.27	51.85	48.15	50.90	47.49
Total vote.....	33,521			33,822			29,586		29,355	

In 1878 the vote for Governor was as follows: W. W. Thayer (Dem.), 16,201 (elected); C. C. Beekman (Rep.), 16,132; M. Wilkins (Greenback), 1,432. John Whiteaker (Dem.) was elected to Congress by 1,151 plurality. P. Earhart (Rep.) was elected Secretary of State by a plurality of 291 votes.

The Legislature of 1878-9 stands: 51 Democrats, 35 Republicans, and 4 Independents. Democratic majority on joint ballot, 12.

COUNTIES—67.	STATE TREASURER—1879.				GOVERNOR—1878.				PRESIDENT—1876	
	Butler. Rep.	Barr. Dem.	Sut- ton. Nat.Gr	Rich'd- son. Pro.	Hoyt. Rep.	Dill. Dem	Mason. Gr.	Lane. Pro.	Hayes. Rep.	Tilden Dem.
Adams.....	2,375	2,578	118	..	2,742	3,361	139	1	2,921	3,439
Allegheny.....	17,913	11,199	1,435	78	20,601	13,186	7,724	396	28,729	19,247
Armstrong.....	3,752	3,097	652	3,207	2,693	1,899	13	4,613	3,821
Beaver.....	3,367	2,105	137	13	3,571	2,968	436	31	3,982	2,949
Bedford.....	2,073	2,095	60	2	3,014	3,347	202	7	3,210	3,532
Berks.....	4,932	8,025	260	4	6,506	13,480	1,755	7	8,020	15,609
Blair.....	3,922	3,136	274	51	3,700	3,390	968	37	4,752	3,933
Bradford.....	4,588	2,140	424	210	6,010	3,132	1,846	105	8,008	4,989
Bucks.....	6,626	6,243	28	7,601	7,552	200	26	7,722	8,023
Butler.....	2,466	2,109	252	5	3,766	3,892	2,216	93	5,643	4,830
Cambria.....	2,514	3,117	319	22	2,196	3,342	1,081	55	2,989	4,257
Cameron.....	427	352	19	408	381	219	6	572	543
Carbon.....	1,926	2,333	180	67	2,150	2,260	1,041	6	2,758	3,106
Centre.....	1,776	2,710	299	61	2,059	3,827	1,466	21	3,266	4,065
Chester.....	6,623	3,388	72	251	8,178	5,466	205	499	9,715	6,621
Clarion.....	1,939	3,030	247	4	2,265	4,032	1,432	12	3,060	4,167
Clearfield.....	1,372	2,494	427	1,602	3,207	1,198	18	2,318	4,220
Clinton.....	1,327	1,889	61	66	1,814	2,699	347	19	1,809	2,973
Columbia.....	1,160	2,441	378	210	1,451	3,278	1,159	20	2,069	4,390
Crawford.....	3,606	2,011	1,840	27	5,957	3,833	3,528	27	7,345	6,536
Cumberland.....	3,813	4,407	118	32	3,743	4,831	556	2	4,150	5,062
Dauphin.....	5,138	3,216	300	32	6,591	5,320	1,468	4	7,494	5,474
Delaware.....	3,162	1,687	35	49	4,769	3,137	364	51	5,484	3,250
Elk.....	396	881	149	426	1,100	378	1	534	1,330
Erie.....	5,281	3,244	738	1	6,044	4,237	1,635	2	8,724	6,479
Fayette.....	2,594	2,949	345	6	2,654	4,211	1,937	201	4,379	5,594
Forest.....	270	199	290	2	318	267	277	2	464	385
Franklin.....	3,256	2,768	6	20	4,734	4,691	41	14	4,897	4,620
Fulton.....	592	829	5	794	1,222	821	1,199
Greene.....	1,382	2,378	54	10	1,606	3,229	120	59	1,956	3,719
Huntingdon.....	2,098	1,478	284	3	3,073	2,736	639	33	3,493	2,982
Indiana.....	2,722	808	1,708	3,486	1,557	2,155	18	4,934	2,248
Jefferson.....	1,821	1,576	165	1	1,944	2,140	814	1	2,350	2,459
Juniata.....	1,466	1,734	184	1,473	1,851	142	1,550	2,013
Lackawanna.....	5,364	3,613	1,619	140	4,898	1,974	3,588	157
Lancaster.....	11,705	5,303	48	102	15,518	8,714	225	148	17,425	9,638
Lawrence.....	2,803	1,251	188	107	2,876	1,605	393	137	3,429	1,763
Lebanon.....	3,655	2,167	23	40	3,914	2,616	382	17	4,552	3,028
Lehigh.....	3,407	3,795	6	15	4,975	6,705	270	5	5,585	7,758
Lyuzerne.....	7,042	5,735	3,538	51	7,322	4,414	6,086	27	14,920	18,395
Lycoming.....	2,039	2,445	550	152	3,207	4,909	2,062	45	4,110	5,423
McKean.....	990	870	103	2	1,504	1,282	742	1	1,427	1,320
Mercer.....	3,622	2,661	465	242	4,436	3,708	1,850	273	5,508	4,586
Mifflin.....	1,221	1,276	10	16	1,744	1,756	59	39	1,717	1,892
Monroe.....	399	1,371	23	6	602	2,829	430	3	776	3,280
Montgomery.....	6,777	6,830	111	19	9,006	9,164	381	47	9,386	9,654
Montour.....	497	987	288	14	772	1,378	483	4	1,136	1,727
Northampton.....	2,601	4,224	15	47	4,035	7,504	1,079	10	5,311	9,271
Northumberland.....	2,593	3,041	214	73	3,281	4,584	1,489	28	4,269	5,061
Perry.....	2,428	2,348	109	2,697	2,711	97	2,664	2,789
Philadelphia.....	74,176	44,335	299	104	70,099	53,755	3,211	154	77,075	62,110
Pike.....	240	651	497	1,135	56	3	443	1,387
Potter.....	739	370	239	1,326	694	669	15	1,621	1,230
Schuylkill.....	4,036	4,817	2,581	64	5,994	7,657	6,508	16	8,679	10,456
Snyder.....	1,406	839	40	98	1,814	1,494	154	3	1,922	1,539
Somerset.....	2,308	1,271	6	3,134	2,140	398	15	3,784	2,336
Sullivan.....	295	442	75	1	436	602	379	1	502	879
Susquehanna.....	3,258	2,157	306	66	3,832	2,246	1,825	106	4,823	3,885
Tioga.....	3,720	1,400	1,563	103	4,253	2,128	1,681	62	5,892	2,729
Union.....	1,727	1,130	40	71	1,836	1,656	172	11	2,154	1,490
Venango.....	2,579	1,780	440	115	3,482	3,035	1,229	311	3,841	3,470
Warren.....	2,044	935	1,285	15	2,175	1,026	1,822	29	3,151	2,365
Washington.....	5,274	4,735	279	5,263	4,994	822	23	5,806	5,323
Wayne.....	1,904	1,993	206	153	1,937	1,625	1,384	206	2,760	3,680
Westmoreland.....	5,099	5,472	812	4,795	5,968	1,642	18	6,217	7,466
Wyoming.....	1,072	1,071	6	25	1,417	1,600	474	20	1,679	2,020
York.....	4,458	5,754	5	3	5,960	9,644	79	38	6,827	10,403
Total.....	280,153	221,715	27,207	3,219	319,490	297,137	81,758	3,759	384,122	366,158
Per cent of whole.....	52.62	41.64	5.11	0.60	45.50	42.31	11.64	0.53	50.62	48.25
Majority over next.....	58,438				22,353				17,964	
Total vote.....		532,379				702,144			758,869	

PENNSYLVANIA.—Representatives in Congress.

1.	1878.			1876.	
	Bing-ham. R.	M'Can-dless. D.	Steven-son. G.	Free-man. R.	Thack-er. D.
Philadelphia.					
1st ward ...	3,305	1,529	1,233	3,591	2,749
2d ward ...	1,898	1,245	1,658	2,203	3,108
7th ward...	3,027	1,171	280	3,560	1,790
26th ward..	2,793	1,097	671	2,733	1,735
30th ward..	2,728	1,282	381	2,934	1,849
Total	13,751	6,324	4,223	15,021	11,231
Majority ...	7,427			3,791	
Per cent.....	56.59	26.02	17.37	52.21	42.77
Total vote. . .		24,298		26,252	
2.	O'Neill. R.	Gibson. D.	Keyser. G.	O'Neill. R.	Gibson. D.
8th ward...	1,924	1,090	4	2,109	1,274
9th ward...	1,312	958	11	1,427	1,236
10th ward..	2,494	968	37	2,676	1,334
13th ward..	1,873	1,194	37	1,934	1,462
14th ward..	1,979	1,336	103	2,372	1,654
17th w. (pt.)	530	1,367	47	531	1,725
20th ward..	3,951	2,264	163	4,152	3,196
Total.....	14,063	9,177	402	15,201	11,881
Majority ...	4,886			3,320	
Per cent.....	59.50	38.86	1.62	56.13	43.86
Total vote....		23,642		27,082	
3.	Sheddon. G. & R.	Randall. D.	Berry. R.	Randall. D.	
3d ward.....	1,033	1,802	1,226	2,027	
4th ward.....	1,164	2,073	1,419	2,264	
5th ward.....	1,577	1,364	1,853	1,489	
6th ward.....	877	1,062	728	1,227	
11th ward....	786	1,410	773	1,606	
12th ward....	1,166	1,397	1,420	1,411	
16th ward....	1,317	1,609	1,570	1,727	
Total.....	7,970	10,717	8,989	11,751	
Majority.....		2,747		2,762	
Per cent.....	42.79	57.20	43.35	56.65	
Total vote....		18,687		20,740	
4.	Kelley. G. & R.	Banes. D.	Kelley. R.	School. D.	
15th ward ...	4,161	3,135	4,952	3,350	
21st ward....	2,035	1,054	1,932	1,372	
24th ward....	3,561	2,677	3,655	2,773	
27th ward....	2,162	862	2,307	1,021	
28th ward....	2,826	1,592	2,639	1,740	
29th ward....	3,041	2,377	3,335	2,176	
Total.....	17,786	11,697	18,820	12,432	
Majority.....	6,089		6,388		
Per cent.....	60.39	39.60	60.22	39.77	
Total vote....		29,483		31,252	
5.	Harmer. R.	Dallam. D.	Steph-ens. G.	Harmer. R.	Duvall. D.
17th w. (pt.)	534	502	46	727	681
18th ward..	3,071	1,728	262	3,270	2,171
19th ward..	3,010	2,436	470	3,248	3,254
22d ward...	2,854	1,383	36	2,870	1,965
23d ward...	2,562	1,465	96	2,803	1,841
25th ward..	2,333	2,645	279	2,321	2,768
31st ward...	2,420	1,583	350	2,734	2,042
Total....	16,784	11,742	1,539	17,973	14,722
Majority... 5,042				3,251	
Per cent.....	55.82	39.05	5.12	54.97	45.02
Total vote....		30,065		32,695	

6.	1878.			1876.		
	Ward. R.	Custer. D.	Hibbard. G.	Ward. R.	Hartman. D.	
Chester....	8,195	5,402	211	9,709	6,579	
Delaware...	4,846	2,883	498	5,511	3,138	
Total....	13,041	8,285	709	15,220	9,717	
Majority..	4,756			5,503		
Per cent.....	59.18	37.59	3.22	61.03	38.96	
Total vote....		22,035		24,937		
7.	Godshalk. R.	James. D.	Acker. G.	Evans. R.	Rambo. D.	
Bucks (part)	6,147	4,501	185	6,403	4,634	
Montgom'y.	8,945	9,253	384	9,362	9,613	
Total....	15,092	13,754	569	15,765	14,247	
Majority... 1,338				1,538		
Per cent.....	51.65	47.06	1.28	52.22	47.77	
Total vote....		29,415		30,012		
8.	Maltzberger. R.	Clymer. D.	Yoder. G.	Markley. R.	Clymer. D.	
Berks.....	6,428	12,419	2,330	6,213	15,239	
Majority.....		5,991			9,026	
Per cent.....	30.35	58.64	11.02	28.96	71.03	
Total vote. . .		21,177		23,230		
In 1876, Shearer, Greenback, had 1780 votes.						
9.	Smith. R.	Wilson. D.	Clair. G.	Smith. R.	Nauman. D.	
Lancaster...	15,486	8,605	273	17,419	9,574	
Majority... 6,881				7,825		
Per cent.....	63.56	35.31	1.12	64.53	35.46	
Total vote....		24,364		26,993		
10.	Whitaker. R.	Bachman. D.	Longaker. G.	Reeder. R.	Brid-ges. D.	
Bucks (part)	245	2,895	1,038	1,324	3,356	
Lehigh.....	906	6,619	4,358	5,556	7,627	
N'thampton	3,278	7,164	1,933	5,376	9,136	
Total....	4,429	16,678	7,329	12,256	20,119	
Majority.....		9,349			7,863	
Per cent.....	15.57	58.65	25.77	37.87	62.18	
Total vote....		28,436		32,375		
11th District. Three different returns of the vote were made—one throwing out Montour Co. entirely, as follows :						
11.	Al-bright. R.	Klotz. D.	Brock-way. D.	Orvis. G.	Waller. R.	Collins. D.
Carbon..	2,319	2,051	131	898	2,842	3,100
Columbia	1,523	1,083	1,930	1,277	2,271	4,151
Lz'ne (pt)	1,924	1,293	618	1,267	3,039	4,807
Lkw'na (pt)	448	18	474	739		
Monroe..	655	2,230	237	445	719	3,192
Pike.....	463	596	556	89	99	601
Total..	7,332	7,271	3,946	4,715	10,172	18,548
Majority.....						8,376
Per cent.....					35.41	64.57
Total vote.....					28,720	
The other two returns were as follows: Klotz, Dem., 8211; Albright, Rep., 8116; Brockway, Dem., 4345; Orvis, Gr., 5173. (Signed by the judges of Monroe, Pike, Montour, Columbia and part of Lackawanna.) Klotz, 4867; Albright, 3873; Brockway, 3596; Orvis, 3018. (Signed by the judges of Mon-roe, Pike, Montour, Columbia, Carbon, part of Luzerne, and part of Lackawanna.)						

PENNSYLVANIA.—Representatives in Congress. (Continued.)

12.	1878.		1876.		18.	1878.			1876.		
	Roberts. R.	Wright. G. & D.	Payne. R.	Wright. D.		Fisher. R.	Stenger. D.	Dough- erty. G.	Mahon. R.	Stenger. D.	
Lackawa'a (pt.)	4,081	4,432	Franklin...	4,632	4,806	2	4,814	4,694	
Luzerne (part)	5,043	7,385	12,101	13,557	Fulton.....	799	1,230	..	815	1,195	
Total	9,124	11,817	Huntingd'n.	3,378	2,663	432	3,437	3,079	
Majority	2,693	1,456	Juniata	1,483	1,855	99	1,542	2,019	
Per cent.	43.36	56.43	47.16	52.82	Perry	2,736	2,633	85	2,680	2,805	
Total vote	20,941	25,658	Snyder.....	1,850	1,484	136	1,944	1,517	
13.	Fisher.	Ryon.	Brumm.	Nutting.	Reilly.	Total.....	14,878	14,671	754	15,232	15,301
Schuylkill..	5,698	7,320	7,128	10,026	10,107	Majority...	207	69
Majority	192	81	Per cent.....	49.09	48.41	2.49	50.24	49.75
Per cent.	27.78	36.37	35.88	49.79	50.20	Total vote....	30,303	30,533
Total vote	20,146	20,133	19.	Cochran.	Beltz- hoover.	Slayton.	Bressler.	Maish.
14.	Killin- ger.	Withing- ton.	Earley.	Killin- ger.	Wilson.	Adams.....	2,737	3,350	154	2,934	3,444
Dauphin....	6,483	5,079	1,844	7,343	5,471	Cumberland	3,497	4,980	581	4,146	5,126
Lebanon....	3,813	2,465	606	4,487	3,013	York	6,088	9,489	86	6,818	10,362
Northum'd.	3,363	4,489	1,512	4,624	5,239	Total.....	12,322	17,819	821	13,898	18,932
Total	13,659	12,033	3,962	16,454	13,723	Majority.....	5,497	5,034
Majority	1,626	2,731	Per cent.....	29.80	57.54	2.65	42.23	57.66
Per cent.	46.06	40.58	13.35	54.52	47.47	Total vote....	30,962	32,830
Total vote	29,654	80,177	20.	Yocum.	Curtin.	Lincoln.	Mackey.	
In 1876, Deming, Gr., had 532 votes in Dauphin and 1 each in Lebanon and Northumberland.											
15.	Overton.	Dimmick.	DeWitt.	Over- ton.	Powell.	Centre.....	3,486	3,535	3,237	4,100
Bradford...	6,074	1,826	3,056	7,742	5,349	Clearfield....	2,914	3,034	2,335	4,207
Susqueha'a.	3,829	218	3,601	4,779	3,926	Clinton.....	2,264	2,565	1,610	3,245
Wayne	1,927	1,059	1,704	2,778	3,676	Elk.....	803	1,010	65	1,373
Wyoming...	1,315	680	959	1,655	2,007	Mifflin.....	1,767	1,782	1,720	1,902
Total	13,145	3,783	9,321	16,954	14,958	Union.....	2,220	1,455	2,226	1,392
Majority	3,824	1,996	Total.....	13,454	13,381	11,193	16,229
Per cent.	50.85	14.63	34.51	53.12	46.87	Majority.....	73	5,036
Total vote	25,849	31,912	Per cent.....	50.13	49.86	40.81	59.18
16.	Mitchell.	Smith.	Davis.	Mitchell.	White.	Total vote....	26,835	27,422
Cameron...	433	352	337	517	601	21.	Bailey.	Wise.	McFarland.	Rush.	Turney.
Lycoming..	3,083	2,893	4,273	3,776	5,143	Fayette	2,893	4,005	1,965	4,432	5,704
McKean...	1,515	1,252	774	1,414	1,332	Greene.....	1,602	3,144	142	1,941	3,705
Potter	1,350	11	1,157	1,590	1,334	Westmor'd.	4,853	5,731	1,712	6,390	7,553
Sullivan....	424	597	413	499	914	Total.....	9,348	12,880	3,819	12,763	16,962
Tioga	4,328	744	3,109	5,779	2,763	Majority.....	3,532	4,199
Total	11,133	5,849	10,063	13,575	12,097	Per cent.....	35.89	49.44	14.65	42.93	57.05
Majority	1,070	1,478	Total vote....	26,047	29,725
Per cent.	41.16	21.62	37.20	52.87	47.12	22.	Errett.	Duff.	Kirk.	Errett.	Hopkins.
Total vote	27,045	25,672	Allegheny	R.	D.	G.	R.	D.
In 1876, Davis, Gr., had 1314 votes in Lycoming and 204 in Tioga.											
17.	Campbell.	Coffroth.	Adams.	Camp- bell.	Reilly.	(part)....	9,099	7,260	7,447	14,551	12,913
Bedford ...	3,048	3,303	186	3,204	3,514	Majority . .	1,652	1,638
Blair.....	3,769	3,389	925	4,681	3,988	Per cent.....	38.22	30.49	31.27	26.00	73.99
Cambria....	2,415	3,246	1,003	2,973	4,335	Total vote....	23,806	17,464
Somerset...	2,935	2,534	161	3,810	2,311	23.	Bayne.	McKenna.	Watson.	Bayne.	Cochrane.
Total	12,167	12,472	2,275	14,668	14,148	Allegheny	R.	D.	G.	R.	D.
Majority	305	520	ny (pt.)	9,104	5,621	2,781	12,506	8,326
Per cent.	45.19	46.33	8.47	50.90	49.09	Majority	3,483	4,180
Total vote	26,919	28,816	Per cent	52.00	32.10	15.89	60.03	39.96
18.	Fisher.	Stenger.	Dough- erty.	Mahon.	Stenger.	Total vote.....	20,832
Beaver.....	3,501	2,999	524	5,801	5,535	24.	Shallen- berger.	Clen- dennin.	Emer- son.	Shallen- berger.	McComb.
Lawrence..	2,470	2,111	451	4,061	3,169	Beaver.....	3,501	2,999	524	5,801	5,535
Washington	5,290	4,915	926	3,286	1,944	Lawrence..	2,470	2,111	451	4,061	3,169
Total	11,261	10,025	1,901	13,151	10,648	Washington	5,290	4,915	926	3,286	1,944
Majority	1,236	2,503	Total	11,261	10,025	1,901	13,151	10,648
Per cent.	48.56	43.23	8.20	55.26	44.73	Majority...	1,236	2,503
Total vote	23,187	23,799	Per cent.....	48.56	43.23	8.20	55.26	44.73

PENNSYLVANIA.—Representatives in Congress. (Continued.)

25.	1878.			1876.		26.	1878.			1876.	
	White.	Guffey.	Mos-grove.	White.	Jenks.		Dick.	Bard.	Plum-mer.	Thomp-son.	Sheak-ley.
	R.	D.	G.	R.	D.	R.	D.	G.	R.	D.	
Armstrong..	3,056	1,861	2,965	2,953	4,257	Butler.....	3,552	3,425	3,097	5,642	4,699
Clarion....	1,994	3,626	2,150	4,598	3,850	Crawford...	6,191	743	6,195	5,556	5,042
Forest.....	317	262	290	457	393	Mercer. ...	4,267	2,390	3,421	7,313	6,745
Indiana....	3,512	1,341	2,364	4,854	2,357	Total.....	14,010	6,558	12,713	18,511	16,486
Jefferson...	1,865	1,941	1,105	2,294	2,540	Majority...	1,297			2,025	
Total....	10,744	9,031	8,874	15,156	13,397	Per cent.....	42.39	19.41	38.19	52.89	47.10
Majority...	1,713			1,759		Total vote....		33,281		34,997	
Per cent. . .	37.50	31.52	30.97	53.08	46.91	27.	Osmer.	Allen.	Camp.	Watson.	Scott.
Total vote....		28,649		28,553		R.	D.	G.	R.	D.	
The Legislature of 1879-80 stands:						Erie.....	5,596	4,796	1,634	8,557	6,369
	Rep.	Dem.	Nat. Gr.	Rep.	Maj.	Venango...	3,409	2,934	1,446	3,762	3,522
Senate.....	32	16	2	14		Warren....	2,200	821	2,047	3,321	2,202
House.....	107	77	17	13		Total.....	11,205	8,551	5,127	15,640	12,093
Joint Ballot...	139	93	19	27		Majority ...	2,654			3,547	
						Per cent.....	45.02	34.36	20.61	56.39	43.60
						Total vote....		24,883		27,733	

STATE OF RHODE ISLAND.—State Ticket, 1879—Governor.

	1879.				1878.		REPRESENTATIVES IN CONGRESS—1878.	
	Van Zandt. R. & P.	Segar. D.	Hill. G.	Scat. tering.	Van Zandt. R.&T.	Bar-naby. D.	FIRST DISTRICT.	
Bristol ...	492	103	2		840	621	Nelson W. Aldrich (R.).....	5,969
Kent.....	1,220	701	19	14	1,144	1,231	Thomas Davis (D.).....	1,332
Newport..	1,206	463		76	2,049	940	Lycurgus Sayles (G.).....	575
Prov'dnce	5,731	3,427	280	20	7,005	7,849	Scattering	93
Wash'ton.	1,068	812	17		1,417	1,142	Aldrich's majority over all, 3,905.	
Total..	9,717	5,506	318	110	12,455	11,783	SECOND DISTRICT.	
Ma.ov'r all	3,781				Maj. 454		Latimer W. Ballou (R.).....	5,572
Per cent..	62.05	35.18	2.03	0.70	50.09	48.18	J. B. Barnaby (D.).....	4,540
Total vote....		15,651			24,456		J. F. Smith (G.).....	311
							Scattering.....	4
							Ballou's majority over all, 708.	
The Legislature of 1879 stands: Republicans, 83; Democrats, 26.								

SOUTH CAROLINA—Representatives in Congress.

COUNTIES, 33.			3d DISTRICT.		
1st DISTRICT.			Aiken.	Ensor.	
	Richardson.	Rainey.	D.	R.	
Chesterfield.....	1,545	985	Oconee.....	1,607	216
Marlboro.....	2,583	1,682	Pickens.....	1,489	35
Darlington.....	3,910	2,773	Anderson.....	3,416	309
Sumter.....	4,776	2,940	Abbeville.....	5,851	3
Georgetown.....	1,468	1,307	Newberry.....	3,118	2,122
Williamsburg.....	3,037	2,195	Richland.....	4,599	1,783
Marion.....	3,640	2,238	Lexington.....	1,437	
Horry.....	1,748	426	Laurens.....	3,016	1,880
Total.....	22,707	14,546	Total.....	24,533	6,348
Majority.....		8,101	Majority.....	18,185	
Per cent.....	60.95	39.04	Per cent.....	79.44	20.88
Total vote.....		37,253	Total vote.....		30,881
2d DISTRICT.					
	O'Connor.	Tharin.			
	D.	R.			
Charleston.....	14,245	9,090			
Orangeburg.....	4,142	2,626			
Clarendon.....	2,181	1,466			
Total.....	20,568	13,182			
Majority.....	7,386				
Per cent.....	60.94	39.05			
Total vote.....		37,750			

SOUTH CAROLINA.—Representatives in Congress. (Continued.)

4th DISTRICT.			5th DISTRICT.		
	Evins. D.	No Nom. R.		Tillman. D.	Smalls. R.
Union.....	2,800	Colleton.....	4,299	2,152
Spartanburg.....	3,131	Beaufort... ..	420	4,945
Greenville.....	2,918	Barnwell.....	5,679	1,611
York.....	2,952	Edgefield.....	7,185	170
Chester.....	2,798	Aiken.....	4,989	535
Laucaster.....	2,802	Hampton.....	3,837	1,251
Kershaw.....	2,743	741			
Fairfield.....	2,556			
Total.....	22,700	741	Total.....	26,409	10,664
Majority... ..	21,959		Majority.....	15,745	
Per cent.....	96.83	3.16	Per cent.....	71.23	28.75
Total vote.....	23,441		Total vote.....	37,073	
			Total State vote on Con- gressmen.....		172,198

In 1878, Wade Hampton, Dem., was elected Governor by 119,550 votes, with 2123 scattering. No Republican candidate was nominated. The Legislature of 1878-79, stands: Democrats, 150; Republicans, 8.

TENNESSEE—Representatives in Congress.

1st Dist.	1878.		1876.		3d Dist.	1878.		1876.	
	Taylor. D.	Pettibone. R.	McFar- land. D.	Ran- dolph. R.		Dibrell. D.	Wheeler. R.	Dibrell. D.	Drake. R.
Carter.....	656	935	437	1,186	Bledsoe....	357	149	430	324
Claiborne..	834	715	779	908	Bradley....	448	438	762	935
Cocke.....	923	1,101	895	1,129	Cannon....	796	97	1,110	319
Grainger... ..	871	650	860	946	Cumberl'nd	241	90	253	235
Greene.....	1,826	1,657	1,902	1,945	De Kalb....	917	107	1,038	366
Hamblen... ..	936	835	899	850	Grundy....	270	42	498	54
Hancock... ..	422	696	427	616	Hamilton..	715	1,114	1,615	1,857
Hawkins... ..	1,420	1,465	1,410	1,388	James.....	206	220	285	345
Johnson... ..	229	632	222	705	Marion....	365	383	583	715
Sullivan... ..	1,914	843	1,935	981	McMinn....	973	760	1,248	1,435
Wash'gton.	1,667	1,431	1,449	1,695	Meigs.....	494	176	619	328
					Polk.....	490	139	699	332
					Rhea.....	580	204	617	275
Total... ..	11,698	10,960	11,215	12,349	Sequachie..	167	37	256	111
Majority... ..	738			1,134	Van Buren.	189	13	445	30
Per cent... ..	51.53	48.46	47.59	52.40	Warren....	1,146	200	1,659	446
Tot. vote,	22,658		23,564		White... ..	1,045	36	1,215	111
					Total.....	9,399	4,205	13,132	8,218
					Majority... ..	5,194		4,914	
					Per cent... ..	69.08	30.91	61.60	38.39
					Total vote..	13,604		21,350	
2d Dist.	Watkins. I. D.	Houk. R.	Callom. D.	Thornb'gh R.	4th Dist.	McMillan. D.	Golliday. I. D.	Riddle. D.	Cox. I. D.
Anderson..	360	572	645	778	Clay.....	378	188	419	220
Blount....	811	965	892	1,198	Fentress... ..	195	55	185	210
Campbell... ..	205	706	435	686	Jackson....	525	148	353	1,038
Jefferson... ..	864	1,158	802	1,655	Macon.....	516	42	537	85
Knox.....	2,147	2,088	2,914	3,618	Overton... ..	510	291	825	231
Loudon....	426	682	601	968	Putnam....	460	176	606	357
Monroe....	830	408	1,306	718	Robertson..	1,117	769	1,862	303
Morgan....	256	153	263	465	Smith.....	1,370	190	1,470	493
Roane.....	606	745	801	1,582	Sumner....	1,589	496	2,254	251
Scott.....	48	324	83	344	Trousdale..	362	241	566	110
Sevier.....	299	1,063	343	1,494	Wilson....	944	1,695	2,880	247
Union.....	315	684	518	822					
Total... ..	7,167	9,548	9,603	14,328	Total.....	7,466	4,291	11,957	3,545
Majority... ..		2,381		4,725	Majority... ..	3,175		8,412	
Per cent... ..	42.87	57.12	40.08	59.91	Per cent... ..	64.90	35.09	77.13	22.86
Tot. vote,	16,715		23,931		Tot. vote,	12,257		15,502	
F. M. Kirby received 32 votes for Congress.					In 1876 Patton, Rep., had 1,437 votes.				

TENNESSEE.—Representatives in Congress. (Continued.)

1878.							1876.		1878.				1876	
5th Dist.	Bright. D.	Lil-lard. D.	War-der. R.	Isbell. G.	Bright. D.	Gal-braith. R.	8th Dist.	Atkins. D.	Warren. G.	Atkins. D.	Hawkins. R.			
Bedford....	1,784	68	196	498	2,558	1,727	Benton.....	654	204	854	313			
Coffee....	850	207	..	185	1,355	135	Carroll.....	1,355	1,418	1,831	2,115			
Franklin...1,551	527	..	11	2,244	268	Decatur....	400	151	807	323				
Lincoln...1,860	493	..	27	3,864	580	Hardin.....	579	481	968	1,076				
Marshall... 939	500	..	58	2,089	647	Henderson..	829	598	1,314	1,020				
Rutherford 1,401	799	769	97	2,984	1,952	Henry.....	1,537	261	2,483	825				
						Madison....	1,928	995	3,037	1,582				
						McNairy...	732	986	1,312	967				
						Perry.....	347	163	804	75				
Total.....	8,285	2,594	965	876	15,094	5,309	Total....	8,361	5,257	13,112	8,095			
Maj.ov.next	5,691				9,785		Majority...	3,104		5,017				
Per cent....	65.13	20.39	6.88	7.59	73.95	26.04	Per cent...	62.86	37.12	62.30	37.69			
Tot. vote,		12,720			20,403		Tot. vote,	13,618		21,207				
6th Dist.	House. D.	Akers. G.	Camp-bell. I. G.	Pros-ser. R.	House. D.	Pros-ser. R.	9th Dist.	Simonton. D.	Black. G.	Caldwell. D.	Folk. R.			
Cheatham..	699	131	63	76	903	270	Crockett...	501	254			
Davidson..	4,411	2,679	60	1,537	7,539	5,540	Dyer.....	893	305	1,368	100			
Dickson...	673	359	5	72	1,341	427	Gibson....	1,317	1,099	3,324	1,070			
Houston...	300	51	..	18	496	101	Haywood.	976	1,801	1,827	3,071			
Hum hr'ys	773	243	2	80	1,369	198	Lake.....	96	43	391			
Montgom'y	1,935	1,008	..	463	2,673	2,111	Lauderdale.	535	329	1,267	699			
Stewart...	823	195	..	157	1,398	340	Obion.....	1,391	2,408	473			
							Tipton....	814	579	1,471	983			
							Weakley...	1,475	154	2,743	113			
Total....	9,614	4,666	130	2,403	15,719	8,987	Total..	7,998	4,564	14,799	6,509			
Maj. over next.	4,948				6,732		Majority...	3,434		8,290				
Per cent...	57.18	27.75	.07	14.29	64.43	35.56	Per cent...	63.66	36.35	63.80	31.19			
Tot. vote,		16,813			24,706		Tot. vote,	12,562		21,508				
7th Dist.	Whit-thorne. D.	Moore. D.	Hughes. R.	Whit-thorne. D.	Cliffe, R.		10th Dist.	Young. D.	Ran-dolph. R.	Keller. G.	Young. D.	Ran-dolph. R.		
Giles.....	1,169	1,452	840	3,273	3		Fayette....	1,226	1,104	183	2,614	2,673		
Hickman...	195	1,198	28	1,078	65		Hardeman..	878	211	114	1,897	1,369		
Lawrence...	408	708	54	901	246		Shelby...	3,418	1,884	1,060	8,503	8,092		
Lewis.....	88	188	2	190	6		Total.....	5,522	3,199	1,357	13,014	12,134		
Mauy.....	2,854	849	1,621	3,695	1,222		Major. over next.....	2,323			880			
Wayne...	417	174	238	686	477		Per cent....	54.79	31.74	13.46	51.74	48.25		
Williamson.	1,450	964	350	2,434	1,738		Tot. vote.	10,078			25,148			
Total.....	6,581	5,533	3,133	12,237	3,767		The Legislature of 1879-80 stands, Democrats, 80; Republicans, 17; Independents, 6. Total, 103.							
Major. over next	1,048			8,470			* For Governor in 1878 the vote was, A. S. Marks, Dem., 89,348; E. M. Wight, Rep., 42,328; R. M. Edwards, Greenback, 15,196.							
Per cent....	43.16	36.28	20.45	76.46	23.53									
Total vote,		15,247		16,004										
In 1876 G. W. Blackburn, Ind. Rep., had 1,841 votes.														

TEXAS.—Representatives in Congress.

1st Dist.	Reagan. D.	Newton. R.	Trinity.....	557	Franklin.....	466	385
COUNTIES.			Tyler.....	709	Gregg....	545	568
Angelina....	627	Total... ..	18,038	Harrison....	1,220	219
Chambers....	251	Majority ...	17,839	Hopkins.....	2,059	359
Cherokee....	2,183	163	Per cent...	98.69	Hunt.....	1,920	576
Hardin.....	167	Scattering.	39	Lamar.....	1,780	1,221
Henderson...	867	Total vote..	18,276	Marion.....	814	491
Houston.....	1,143	36	Reagan, Dem., vote of		Morris.....	422	349
Jasper.....	730	1876, Congress.....	13,699	Rains.....	316	112
Jefferson....	503	Cooper, Rep., vote of		Red River...	1,520	252
Liberty.....	747	1876, Congress.....	6,416	Titus.....	622	287
Nacogdoches.	1,408	Reagan's majority...	7,283	Upshur.....	977	520
Newton.....	539	2d Dist.		Van Zandt...	1,359	246
Orange...	333	Culberson. D.		Wood.....	887	618
Panola.....	1,605	O'Neill. Gr.		Total.....	19,728	9,617
Polk.....	741	Belton.....	449	Majority...	10,111	
Rusk.....	1,606	Bowie.....	1,125	Per cent...	63.06	30.74
Sabine.....	552	Camp.....	309	Scattering..	1,936	
SanAugustine	470	Cass.....	725	Total vote..	31,281	
Shelby.....	1,257	Fannin.....	2,206			
Smith.....	1,043					

TEXAS.—Representatives in Congress. (Continued.)

Culberson, Dem., vote of 1876, Cong.....	17,320		Limestone....	1,617	317	Bandera.....	180	191
Russell, Rep., vote of 1876, Congress.....	9,130		Madison.....	570	262	Bee.....	139	236
Culberson's majority	8,190		McLennan....	2,660	1,513	Bexar.....	2,995	1,595
3d Dist.	Wellborn. D.	Daggett. R.	Montgomery.	911	1,009	Blanco.....	121	441
Callahan.....	248	7	Navarro....	2,701	1	Caldwell.....	766	1,078
Clay.....	510	192	Robertson...	1,771	1,864	Calhoun.....	281	77
Collin.....	3,153	873	San Jacinto..	344	Camaron.....	1,617	835
Cook.....	2,748	34	Waller.....	1,436	78	Comal.....	724	104
Dallas.....	3,810	1,642	Walker.....	829	..	De Witt.....	824	809
Denton.....	1,949	464	Total....	30,535	9,039	Duval.....	831	28
Eastland.....	469	1	Majority...	21,496		El Paso ..	521	1
Ellis.....	3,042	344	Per cent....	75.67	22.40	Frio.....	179	98
Erath.....	1,586	93	Scattering.	775		Gillespie....	738	36
Grayson....	4,296	1,481	Total vote..	40,349		Goliad.....	547	407
Hill.....	2,042	570	Mills, Dem., vote of 1876, Congress.....	20,731		Gonzales....	534	1,874
Mood.....	1,078	21	Osterhout, Rep, vote 1876, Congress.....	8,839		Guadalupe..	832	1,130
Jack.....	580	172	Mills's majority.....	11,892		Hays.....	390	69
Johnson....	2,584	486	5th Dist.	Hancock. D.	Jones. G. & D.	Hidalgo.....	20	238
Kauffman....	1,849	721	Austin.....	1,139	1,061	Jackson.....	197	245
Montague....	1,317	117	Bastrop.....	513	2,229	Karnes.....	290	283
Pa'o Pinto...	771	5	Brazoria....	705	84	Kendall...	419	84
Parker.....	1,781	414	Brown.....	789	377	Kerr.....	157	219
Rockwall....	418	57	Burleson....	406	997	Kimball.....	27	131
Shackleford..	400	4	Burnet.....	409	541	Kinney.....	323	119
Somervell...	330	52	Colorado....	1,184	1,391	Llano.....	104	393
Stephens....	641	4	Coleman....	321	99	Live Oak....	191	167
Tarrant.....	3,304	1,005	Fayette....	2,415	1,520	Mason.....	210	167
Taylor.....	132	Galveston...	3,425	1,229	Maverick....	296	163
Wise.....	1,144	951	Lampasas...	280	518	Medina.....	582	120
Young.....	666	8	Lavaca...	890	387	Mcnard...	98	35
Total.....	40,848	9,718	Lee.....	377	1,059	McMillan...	33	71
Majority....	31,130		Matagorda...	329	239	Nueces.....	801	156
Per cent....	80.54	19.15	Milam.....	1,628	1,157	Pecos.....	304
Scattering..	158		McCulloch...	112	119	Presidio...	352
Total vote..	50,724		San Saba....	253	563	Perugio.....	222	63
Throckmorton, Dem., vote of 1876, Con....	24,138		Travis.....	2,015	2,685	San Patricio..	131	64
Bigger, Rep., vote of 1876, Con.....	2,283		Washington'.	1,309	3,109	Starr.....	395	40
Throckmorton's majority.....	21,855		Wharton....	138	569	Tom Green...	244	118
4th Dist.	Mills. D.	Smith. R.	Williamson...	1,084	1,162	Uvalde.....	139	206
Bell.....	3,278	3	Total.....	19,721	21,101	Victoria.....	617	625
Bosque.....	1,508	Majority....		1,381	Webb.....	536	899
Brazos.....	974	1,373	Per cent....	48.23	51.60	Wilson.....	207	999
Comanche....	1,105	3	Scattering..	66		Zapata.....	173	75
Coryell.....	1,864	Total vote..	40,888		Total.....	19,199	15,671
Falls... t....	1,148	972	Giddings, Dem., vote of 1876, Cong.....	15,286		Majority....	3,528	
Fort Bend...	249	11	Jones, Ind., vote of 1876, Cong.....	13,277		Per cent...	55.05	44.93
Freestone....	1,384	806	Giddings's majority.	2,009		Scattering..	4	
Grimes.....	1,277	6th Dist.	Schleicher. D.	Ireland. D.	Total vote..	34,874	
Hamilton....	971	1	Aransas.....	169	27	Schleicher, Dem., vote of 1876, Cong.....	11,954	
Harris.....	2,815	806	Atascosa.....	243	334	Newcomb, Rep., vote of 1876, Cong.....	2,711	
Leon.....	1,123	20				Schleicher's majority	9,243	

The Legislature of 1879-80, stands: Democrats, 86; Republicans, 16; Greenback Party, 9; Independent, 2;—total, 123.

TERRITORY OF UTAH.—Delegate in Congress.

COUNTIES—20.	1878.			1876.			COUNTIES.	1878.			1876.		
	Cannon. Mormon.	Cannon. Mormon.	Baskin. Anti-Mormon.	Cannon. Mormon.	Cannon. Mormon.	Baskin. Anti-Mormon.		Cannon. Mormon.	Cannon. Mormon.	Baskin. Anti-Mormon.	Cannon. Mormon.	Cannon. Mormon.	Baskin. Anti-Mormon.
Beaver.....	348	488	270	Morgan.....	192	251	7						
Box elder....	883	1,145	263	Piute.....	57	5	32						
Cache.....	1,389	2,146	26	Rich.....	177	224						
Davis.....	664	942	10	Salt Lake....	2,541	4,499	1,787						
Iron.....	503	60	13	Sanpete....	1,292	1,921	40						
Juab.....	307	537	118	Sevier...	434	633	1						
Kane.....	567	722	1	Summit.....	330	485	291						
Millard.....	326	613	20										

TERRITORY OF UTAH.—Delegate in Congress. (Continued.)

COUNTIES—20.	1878.		1876.		COUNTIES.	1878.		1876.	
	Cannon. Mormon.	Cannon. Mormon.	Baskin. Anti-Mormon.	Baskin. Anti-Mormon.		Cannon. Mormon.	Cannon. Mormon.	Baskin. Anti-Mormon.	Baskin. Anti-Mormon.
Tooele.....	566	488	692		Majority..		17,689		
Utah.....	2,023	3,336	55		Scattering votes	57			
Wasatch.....	144	298	...		Total vote ..	14,278		25,373	
Washington....	606	837	16		No opposition candidate was nominated by the Anti-Mormons in 1878.				
Weber.....	867	1,356	200						
Total	14,221	21,531	3,842						

STATE OF VERMONT.—State Ticket—Governor, 1878.

COUNTIES—14.	GOVERNOR, 1878.				PRESIDENT, 1876.	
	Proctor. R.	Bing-ham. D.	Martin. G.	Scat-tering.	Hayes. R.	Tilden. D.
Addison.....	3,873	652	189	7	3,787	835
Bennington ..	2,521	1,685	...	5	2,428	1,733
Caledonia.....	2,734	1,443	22	2	2,885	1,558
Chittenden....	3,413	1,905	297	3	3,962	2,287
Essex	716	465	3	3	755	467
Franklin	3,182	1,638	623	3,152	1,895
Grand Isle.....	435	274	36	424	271
Lamoille	1,361	501	503	1,841	707
Orange.....	2,853	1,743	51	3,080	1,727
Orleans	2,417	814	239	2,822	835
Rutland.....	4,025	2,367	39	35	5,237	2,480
Washington ..	2,750	1,809	593	1	3,653	2,246
Windham.....	3,061	507	10	696	4,395	1,298
Windsor.....	3,971	1,471	30	11	5,671	1,915
Total.....	37,312	17,247	2,635	763	44,092	20,254
Majority over all.....	17,617				23,838	
Per cent.....	64.37	29.75	4.54	1.31	63.52	31.47
Total vote.....		57,957			64,460	

The Legislature of 1879 stands: Republicans, 204; Democrats, 44; Greenback or National party, 9; Independents, 5. Total, 262.

REPRESENTATIVES IN CONGRESS.

	1878.		1876.			1878.			1876.	
	Joyce. R.	Randall. D.	Joyce. R.	Childs. D.		Barlow. G. R.	Grout. R.	Water-man. D.	Hendee. R.	Edwards. D.
1st District.					3d District.					
Addison.....	3,286	564	3,431	599	Chittenden	2,071	1,591	279	3,742	1,851
Bennington....	2,386	1,491	2,274	1,863	Essex.....	230	283	173	668	404
Rutland.....	4,278	2,008	5,336	2,447	Franklin..	3,451	401	206	3,035	1,371
Washington....	2,650	1,834	3,455	2,148	Grand Isle.	360	126	61	410	244
Total.....	12,600	5,895	14,496	7,057	Lamoille..	1,137	475	163	1,879	681
Majority over all	6,688		7,439		Orleans....	1,118	1,454	213	2,240	816
Per cent.....	68.06	31.84	67.25	32.74	Total....	8,367	4,330	1,095	11,974	5,367
Scattering votes.		17			Majority ..	2,887			6,607	
Total vote....	18,512		21,553		Per cent... 60.42	31.27	7.90	69.05	30.94	
2d District.					Scattering votes....		55			
Caledonia.....	2,672	1,285	2,538	1,285	Total vote.....	13,847		17,341		
Orange.....	2,584	1,372	3,024	1,764	NOTE.—At the first Congressional election in the 3d District, Sept., 1878, there was no choice, a majority of all the votes being required. Grout, regular Rep., had 6,679; Barlow, bolting Rep., and Greenback, 9,919; Waterman, Dem., 3,572; scattering, 135. Total, 20,306.					
Windham.....	3,275	894	4,032	1,101						
Windsor.....	3,750	1,339	4,036	1,589						
Total.....	12,281	4,390	14,430	5,739						
Majority over all	7,846		8,691							
Per cent.....	73.46	26.20	71.54	28.45						
Scattering votes.		45								
Total vote....	16,716		20,169							

VIRGINIA—Representatives in Congress—1878.

FIRST DISTRICT.			
	Beale. Con. D.	Round. R.	Critcher. Ind. D.
Accomac.....	724	416	19
Northampton.....	537	551	10
Gloucester.....	415	461	48
Matthews.....	234	140	17
Middlesex.....	343	459	20
Essex.....	536	635	98
King William.....	389	536	3
King and Queen.....	444	565	18
Northumberland.....	472	368	142
Lancaster.....	427	487	21
Richmond county.....	252	6	561
Westmoreland.....	223	5	799
King George.....	322	11	475
Stafford.....	519	103	44
Prince William.....	544	260	16
Spotsylvania.....	465	279	1
Fredericksburg.....	420	192	4

Total..... 7,266 5,474 2,296
 Per cent..... 48.32 36.40 15.26
 Plurality of R. L. T. Beale over George C. Round, 1,792; over John Critcher, 4,970. Majority of B. B. Douglas (dem.) in 1876 over S. C. Bristow (rep.) 3,288. Total vote in 1878, 15,036; in 1876, 25,168.

SECOND.		
	Goode. Con. D.	Dezen- dorf. R.
Norfolk city.....	1,178	627
Portsmouth.....	878	397
Norfolk county.....	1,098	1,290
Princess Anne.....	752	531
Nansemond.....	1,384	683
Isle of Wight.....	1,347	378
Elizabeth City.....	261	753
York.....	415	395
Warwick.....	125	202
James City.....	163	169
Charles City.....	210	372
New Kent.....	365	280
Sussex.....	698	683
Southampton.....	1,621	885
Surry.....	438	443
Prince George.....	503	655
Williamsburg.....	111	65

Total..... 11,547 8,808
 Per cent..... 56.82 43.16
 Total vote in 1878, 20,355; in 1876, 31,874; John Goode's majority in 1878 over John F. Dezen-dorf, 2,739; in 1876, over Joseph Se-gar (rep.), 1,896.

THIRD.		
	Johnston. Con. D.	Newman. G.
Richmond city.....	2,653	641
Henrico.....	433	537
Chesterfield.....	616	615
Hanover.....	704	810
Caroline.....	605	474
Louisa.....	507	777
Manchester.....	269	318

Total..... 5,787 4,172
 Per cent..... 58.10 41.86
 Total vote in 1878, 9,959; in 1876, 28,966. Majority of Joseph E. Johnston over W. W. Newman in 1878, 1,615; Gilbert C. Walker (dem.) over Charles S. Mills (rep.) in 1876, 2,106.

7th District.

Total vote in 1878, 12,815; in 1876, 23,393. In 1878 no nomination was made by either party; Harris and Paul both claimed to be Conservatives. J. T. Harris's majority over John Paul, 1,702; Harris over E. W. Early (rep.) in 1876, 10,893.

FOURTH.		
	Hinton. Con. D.	Jergen- sen. R.
Petersburg.....	1,571	1,097
Dinwiddie.....	607	961
Brunswick.....	938	1,282
Mecklenburg.....	958	1,904
Lunenburg.....	758	744
Nottoway.....	366	1,069
Amelia.....	416	882
Greensville.....	470	710
Prince Edward.....	538	1,350
Charlotte.....	709	803
Powhatan.....	269	634
Cumberland.....	376	886

Total..... 7,976 12,322
 Per cent..... 38.29 60.68
 Total vote in 1878, 20,298; in 1876, 26,771; 383 of which number were cast for M. R. De Mortie (ind. rep.). Majority of Joseph Jor-gensen over W. E. Hinton in 1878, 4,346; same over same in 1876, 1,404.

FIFTH.		
	Cabell. Con. D.	Witcher. Ind. D.
Halifax.....	1,938	1,960
Pittsylvania.....	1,979	829
Henry.....	761	497
Franklin.....	1,009	510
Patrick.....	504	57
Floyd.....	531	72
Carroll.....	645	29
Grayson.....	621	139
Danville.....	501	163
North Danville.....	56	11

Total..... 8,545 4,267
 Per cent..... 66.69 33.27
 Total vote in 1878, 12,812; in 1876, 24,988; George C. Cabell's majority over W. A. Witcher in 1878, 4,278; Cabell over D. S. Lewis (rep.) in 1876, 5,304.

SIXTH.		
	Tucker. Con. D.	Patteson. Ind. D.
Alleghany.....	156	71
Botetourt.....	536	369
Bedford.....	1,331	609
Rockbridge.....	1,265	987
Campbell.....	891	387
Amherst.....	910	379
Appomattox.....	467	109
Buckingham.....	533	735
Nelson.....	980	535
Lynchburg.....	824	339

Total..... 7,893 4,520
 Per cent..... 63.60 36.37
 Total vote in 1878, 12,413; in 1876, 27,552. J. Randolph Tucker's majority over Camm Patteson in 1878, 3,373; Tucker (dem.) over George H. Burch (rep.) in 1876, 5,298.

SEVENTH.		
	Harris. D.	Paul. D.
Bath.....	223	141
Highland.....	251	255
Augusta.....	1,553	691
Rockingham.....	939	1,795
Page.....	546	366
Shenandoah.....	1,123	252
Albemarle.....	1,402	1,218
Greene.....	296	381
Fluvanna.....	432	188
Goochland.....	522	298

Total..... 7,287 5,585
 Per cent..... 56.45 43.53

STATE OF VIRGINIA.—Representatives in Congress. (Continued.)

EIGHTH.	Hunton. Con. D.	Carter. Ind. D.	Wythe.....	483	15	607	2	
Frederick.....	232	101	Pulaski.....	213	124	225	43	
Clarke.....	322	35	Bland.....	80	29	543	2	
Warren.....	213	17	Montgomery....	380	122	242	320	
Loudoun.....	1,189	361	Giles.....	309	106	265	10	
Alexandria city.....	727	214	Roanoke.....	252	350	76	5	
Alexandria county... ..	133	9	Craig.....	61	87	123	10	
Fairfax	418	99	Total.....	5,120	4,829	4,640	613	
Fauquier.....	836	47	Per cent.....	33.90	31.97	30.72		
Rappahannock.....	369	5	J. B. Richmond's plurality over Fayette Mc-					
Madison.....	333	83	Mullin, 291; Pridemore's (dem.) majority					
Orange.....	274	25	over George T. Egbert (rep.) in 1876, 10,336.					
Culpepper.....	537	28	The total vote in the State in 1878 was 126,-					
Winchester.....	139	95	814; in 1876, 235,465.					
Total.....	5,772	*1,119	The prepayment of the poll-tax was required					
Per cent.....	78.03	21.95	in 1878 and not in 1876, which accounts in great					

*There were 506 votes cast for James Cochran (ind.)

Total vote in 1878, 7,397; in 1876, 26,835. Eppa Hunton's majority in 1878 over both, 4,147; in 1876 over J. C. O'Neal (rep.), 6,485.

NINTH.	Richmond. Con. D.	McMullin. Ind. D.	Newberry. Ind. D.	Campbell. R.
Lec.....	935	60	897	10
Scott.....	820	733	279	54
Wise.....	274	59	279	56
Buchanan.....	4	201	51	5
Washington.....	451	1,218	256	56
Russell.....	178	477	225	26
Tazewell.....	422	295	487	10
Smyth.....	258	951	85	4

Aggregate vote in 1877, for Governor, 106,329, of which Holliday (dem.) received 101,940. There was no republican nomination, but 4,339 republican votes were cast.

At the Legislative election, Nov. 4, 1879, the contest turned wholly upon the debt-funding act passed that year, which provided for payment of the State debt in full (deducting one third for West Virginia) at reduced rates of interest. The parties were so mixed in many counties that no accurate table of the result can be given. The net result is seen in the complexion of the Legislature, which stands:

	Senate.	House.
Dem. Debt-payers.....	14	42
Dem. Readjusters.....	17	41
Republicans.....	9	17
	40	100

The Republicans hold the balance of power, and have thrown it against the debt-payers.

WASHINGTON TERRITORY.

COUNTIES—24.	DELEGATE IN CONGRESS, 1878.		For Constitution.	Against Constitution.	DELEGATE IN CONGRESS, 1876.	
	Brents. R.	Caton. D.			Jacobs. R.	Judson. D.
Chehalis.....	74	67	91	42	77	69
Clallam.....	78	55	105	8	70	49
Clarke.....	450	366	386	330	453	312
Columbia.....	632	579	426	513	342	385
Cowlitz.....	231	156	115	207	193	162
Island.....	80	97	164	1	64	90
Jefferson.....	219	149	332	30	193	183
King.....	878	584	1,284	30	806	751
Kitsap.....	257	187	198	35	220	222
Klickitat.....	394	206	229	101	144	68
Lewis.....	218	220	230	78	198	186
Mason.....	43	81	54	49	23	124
Pacific.....	205	68	158	93	222	70
Pierce.....	389	449	230	339	227	340
Skamania.....	28	61	17	47	4	30
San Juan.....	96	113	167	20	71	112
Snohomish.....	237	170	308	20	224	143
Stevens.....	171	164	75	5	117	145
Thurston.....	433	353	259	118	365	34
Wahkiakum.....	32	96	62	28	25	5
Walla Walla.....	686	540	89	847	393	54
Whatcom.....	402	309	432	89	299	19
Whitman.....	529	395	716	116	174	61
Yakima.....	212	208	210	90	169	12
Total.....	6,974	5,673	6,537	3,236	5,073	4,831
Majority.....	1,301		3,301		242	
Per cent.....	55.14	44.85			51.22	48.77
Total vote.....	12,647			9,904		

STATE OF WEST VIRGINIA.

CONGRESS—1878. PRESIDENT—1876.							CONGRESS—1878. PRESIDENT—1876.						
COUNTIES.	Wil-son.	Hubbard.	Bas-sell.	Til-den.	Coop-er.		COUNTIES.	Kenna.	Walker.	Tilden.	Hayes.	Cooper.	
54.	D.	R.	G.	D.	R.	G.	3d District.	D.	G.	D.	R.	G.	
1st District.							Boone.....	656	424	526	176	3	
Brooke..	450	345	216	641	495	2	Braxton....	1,005	428	941	371	..	
Calhoun.	675	248	12	525	258	..	Cabell.....	1,082	1,104	1,355	742	4	
Dodd'rge	726	388	451	734	673	56	Clay.....	147	356	142	129	13	
Gilmer...	850	243	41	583	276	..	Fayette ...	1,188	631	983	633	..	
Hancock.	417	423	2	428	518	..	Greenbrier.	1,059	699	1,669	619	..	
Harrison.	1,677	1,090	1,002	1,958	1,711	99	Jackson....	1,087	984	1,298	1,239	..	
Lewis...	1,019	673	290	1,198	833	..	Kanawha...	2,153	2,907	2,833	2,121	484	
Marshall.	1,047	1,400	44	1,499	1,971	..	Lincoln. . .	739	533	617	291	..	
Ohio.....	2,878	3,325	229	3,831	3,240	..	Logan	1,058	114	683	61	..	
Pleas'nts	550	298	121	510	389	3	Mason.....	1,617	2,125	1,900	1,890	50	
Ritchie..	868	770	244	977	1,099	21	McDowell..	298	6	139	18	..	
Tyler....	767	753	187	810	985	9	Mercer.....	693	466	738	161	..	
Wetzel..	1,412	526	35	1,373	595	104	Monroe....	766	1,122	1,239	605	..	
Wirt.....	750	420	36	599	435	11	Nicholas...	726	346	528	277	..	
Wood...	1,771	1,546	1,177	2,285	2,096	271	Putnam ...	568	1,166	977	604	150	
Total..	15,857	12,448	4,087	17,911	16,076	576	Raleigh....	523	398	525	314	..	
Plurality.	3,409	Majority..1,259						Roane.....	997	851	924	648	35
Total vote,	32,393						34,563	Summers...	749	504	869	496	..
Per cent..	48.95	38.42	12.61	51.82	46.51	1.66	Wayne.. . .	1,456	869	1,362	531	..	
D. D. Johnson (dem.) received one vote in Tyler.							Wyoming..	473	180	188	239	..	
COUNTIES. Mar-2d District.							Total....						
	tin.	Burr.	Thomp-son.	Til-den.	Coop-er.		19,040	16,213	20,436	12,165	739		
	D.	R.	G.	D.	R.	G.	Majority....	2,827	7,531				
Barbour.	1,202	399	359	1,228	893	..	Total vote....	35,274		33,340			
Berkeley	1,234	667	695	1,897	1,563	..	Per cent....	54.00	46.00	61.29	36.48		
Grant. . .	227	248	124	816	606	..	NOTE.—The republican vote in this district was mainly cast for Henry S. Walker, there being no republican nominee.						
Hampsh..	1,113	17	155	1,657	278	2	Total vote in State, 1878, 94,907						
Hardy...	912	5	114	877	147	..	Total vote, 1876..... 100,526						
Jefferson	1,279	118	237	2,022	975	2	Total State, 1876..... 56,455 42,698 1,373						
Marion..	1,448	1,036	634	1,735	1,560	46	Per cent, democratic vote, 1878, 53.01						
Mineral..	786	133	478	971	697	..	Per cent, 1876 .. 56.16 42.48 1.36						
Mon'g'lia	1,182	1,227	48	1,136	1,572	8	The Legislature of 1879-80, stands: Democ-rats, 61; Republicans, 10; National Green-back Party, 18—total, 89.						
Morgan..	540	199	112	422	519	..							
Pendlet'n	636	88	333	808	346	..							
Poca'tas.	500	627	239	..							
Preston..	1,185	1,434	164	1,224	2,183	..							
Rand'lph	922	184	148	944	300	..							
Taylor...	1,038	992	249	1,022	1,227	..							
Tucker..	279	71	71	316	130	..							
Upshur..	454	764	307	582	1,029	..							
Webster.	484	5	3	324	43	..							
Total..	15,421	7,587	4,231	18,108	14,457	58							
Majority.	3,603		3,593										
Total vote,	27,240						32,623						
Per cent..	56.61	27.85	15.53	55.50	44.31								

WYOMING TERRITORY.—Delegate in Congress, 1878.

COUNTIES—5.	Downey. R.	Pease. D.
Laramie.....	1,101	1,042
Albany	1,118	443
Carbon.....	651	313
Sweetwater.....	518	526
Uinta.....	460	445
Total.....	3,848	2,769
Majority.....	1,079	
Per cent.....	58.25	41.74
Total vote.....	6,617	

COUNTIES—62.	GOVERNOR—1879.			GOVERNOR—1877.			PRESIDENT—1876.	
	W. E. Smith. Rep.	Jenkins. Dem.	May. Gr.	Smith. Rep.	Mal-lory. Dem.	Allis. Gr.	Hayes. Rep.	Tilden. Dem.
Adams.....	688	201	67	580	233	116	981	442
Ashland.....	177	113	86	163	109	189
Barron.....	709	280	2	459	203	53	644	257
Bayfield.....	83	30	40	34	2	86	74
Brown.....	2,030	2,250	117	1,387	1,740	1,015	2,705	3,647
Buffalo.....	1,324	815	11	1,075	810	76	1,186	1,162
Burnett.....	387	22	336	21	285	28
Calumet.....	777	1,519	215	450	1,130	389	1,013	2,145
Chippewa.....	816	785	172	675	693	589	1,596	1,774
Clark.....	1,005	347	151	449	153	816	1,255	660
Columbia.....	2,762	1,673	126	2,048	1,597	118	3,532	2,493
Crawford.....	938	755	314	806	1,008	146	1,355	1,604
Dane.....	4,623	4,072	501	3,613	3,903	614	5,435	5,726
Dodge.....	2,670	4,139	309	2,333	4,267	381	3,282	6,360
Door.....	613	94	315	477	126	383	1,095	596
Douglas.....	39	24	21	28	46	71
Dunn.....	1,356	621	3	1,174	407	412	2,033	894
Eau Claire.....	1,488	1,031	39	1,208	805	597	2,266	1,785
Fond du Lac.....	3,584	3,834	583	3,086	3,414	1,249	4,845	5,659
Grant.....	3,111	1,703	625	2,620	1,938	1,037	4,723	3,198
Green.....	2,000	1,104	361	1,823	849	580	2,601	1,735
Green Lake.....	1,092	637	332	979	896	215	1,738	1,514
Iowa.....	1,775	1,447	305	1,461	1,175	1,021	2,651	2,348
Jackson.....	1,836	387	192	802	391	521	1,507	718
Jefferson.....	2,301	2,760	210	1,917	2,418	296	2,874	4,134
Juneau.....	1,227	926	216	1,045	883	463	1,714	1,458
Kenosha.....	1,180	966	15	938	907	51	1,612	1,433
Kewaunee.....	254	888	3	247	558	20	561	1,654
La Crosse.....	2,234	910	799	1,968	1,115	524	2,644	2,482
Lafayette.....	1,673	1,619	115	1,409	1,300	269	2,424	2,299
Lincoln.....	172	49	49	27	15	169	72	174
Manitowoc.....	1,898	2,728	5	1,365	1,951	98	2,700	3,908
Marathon.....	661	1,334	289	301	755	746	668	1,790
Marinette.....	978	248
Marquette.....	614	747	41	447	730	76	695	1,112
Milwaukee.....	8,682	6,410	89	5,843	6,388	1,228	10,000	12,026
Monroe.....	1,862	992	395	1,102	1,096	1,019	2,258	2,030
Oconto.....	867	673	1	1,059	764	157	1,813	1,174
Outagamie.....	1,298	2,500	405	776	2,065	992	1,859	3,608
Ozaukee.....	519	1,485	220	437	1,579	17	583	2,480
Pepin.....	629	177	2	521	171	123	836	394
Pierce.....	1,514	335	318	1,523	545	408	2,135	985
Polk.....	1,196	303	916	363	60	1,019	362
Portage.....	1,420	1,218	98	1,080	917	728	1,855	1,794
Price.....	39	81	2
Racine.....	2,547	1,766	164	2,304	1,906	112	3,560	2,880
Richland.....	1,713	580	428	1,201	729	705	2,038	1,591
Rock.....	4,169	1,600	218	3,375	1,620	781	5,707	2,814
St. Croix.....	1,846	1,383	12	1,559	1,489	93	1,775	1,736
Sauk.....	2,387	917	384	1,826	922	574	3,395	2,201
Shawano.....	515	699	13	269	605	92	582	873
Sheboygan.....	2,113	2,130	714	1,598	1,737	750	3,224	3,634
Taylor.....	296	256	1	195	254	53	240	245
Trempealeau.....	1,697	301	371	2,483	731	176	2,360	790
Vernon.....	2,092	377	707	1,678	416	846	2,763	1,117
Walworth.....	3,286	1,095	55	2,914	1,374	160	4,212	1,970
Washington.....	1,277	2,190	86	994	2,187	187	1,321	3,047
Waukesha.....	2,574	2,468	190	2,484	2,388	276	3,129	3,335
Waupaca.....	1,830	1,053	299	1,473	990	772	2,642	1,592
Waushara.....	1,487	169	112	1,282	257	377	2,080	548
Winnebago.....	3,086	2,439	827	2,068	2,238	1,887	5,092	4,426
Wood.....	519	375	403	247	196	691	659	745
Totals.....	100,535	75,030	12,996	78,759	70,486	26,216	130,068	123,927
Per cent.....	53.19	39.69	6.87	44.88	40.17	14.94	51.21	48.79
Majority over next...	25,505			8,273			6,141	
Scattering.....		444			2,575			3,310
Total vote.....		189,005			178,036			257,305

Of the 444 scattering votes in 1879, 387 were cast for Bloomfield, Temperance candidate for Governor.

WISCONSIN.—Representatives in Congress.

COUNTIES,—60.	1878.		1876.		1878.					1876.	
	Williams. R.	Parker. D.	Williams. R.	Winslow. D.	6th DIST.	Jones. R.	Bouck. D.	Steele. G.	Kimball. R.	Bouck. D.	
1st DIST.											
Kenosha....	1,292	1,244	1,606	1,441	Brown.....	2,008	2,422	674	2,765	3,566	
Racine.....	3,206	2,177	3,538	2,896	Calumet....	665	1,390	511	994	2,168	
Rock	4,216	2,470	5,735	2,832	Door.....	676	252	513	1,037	641	
Walworth...	3,221	1,489	4,202	1,967	Green Lake	1,089	1,108	252	1,669	1,567	
Waukesha..	2,694	2,569	3,125	3,342	Kewaunee..	434	1,713	41	424	1,742	
Total.....	14,629	9,949	18,206	12,478	Outagamie..	931	2,756	1,033	1,789	3,702	
Plnrality....	4,680		5,728		Waupaca...	1,528	1,106	660	2,545	1,673	
Scattering...	21		42		Waushara..	1,641	479	262	1,934	662	
Per cent....	59.52	40.07	59.33	40.66	Winnebago.	2,776	3,123	1,198	4,640	4,901	
Total vote.	24,599		30,684		Total.....	11,748	14,349	5,144	17,847	20,623	
2d DIST.	Caswell. R.	Davis. D.	Tenney. G.	Caswell. R.	Orton. D.	Majority...	2,601			2,776	
Columbia	2,500	1,834	192	3,463	2,566	Scattering.	15	3			
Dane	4,554	4,207	940	5,274	5,905	Per cent...	37.58	45.90	10.05	46.39	53.60
Jefferson	2,959	2,481	296	2,936	4,060	Total vote,		31,256		38,470	
Sauk.....	2,594	980	948	3,400	2,214	7th DIST.	Humphrey. R.	Parker. D.	Humphrey. R.	Gage. D.	
Total..	12,607	9,502	2,376	15,073	14,475	Buffalo.....	1,152	544	1,160	1,080	
Majority.	3,105		328			Clark..	882	827	1,196	656	
Scatr'g..	8		6			Eau Claire..	1,594	1,303	2,266	1,771	
Per cent.	51.06	38.66	9.66	51.01	48.99	Jackson.....	804	839	1,500	716	
Total vote.	24,518		29,548			La Crosse...	1,787	1,489	2,678	2,448	
3d DIST.	Hazelton. R.	King. D.	Hazelton. R.	Orton. D.		Monroe.....	1,462	2,222	2,142	2,008	
Crawford ...	1,023	1,301	1,400	1,540		Pepin.....	658	323	856	372	
Grant.....	3,245	2,660	4,596	3,250		Pierce	1,544	1,066	2,277	791	
Green.....	2,627	1,890	2,587	1,862		St. Croix....	1,705	1,556	1,836	1,667	
Iowa.....	1,861	2,272	2,607	2,389		Trempeleau.	1,947	993	2,375	779	
Lafayette...	1,585	2,080	2,369	2,359		Vernon.....	1,718	1,718	2,416	932	
Richland....	1,654	1,400	2,028	1,634		Total ...	15,256	12,880	20,702	13,220	
Total...	11,695	11,603	15,582	13,034		Majority....	2,376		7,482		
Majority....	92		2,548			Scattering..	117	85			
Scattering...	7		8			Per cent....	53.96	45.58	61.02	38.97	
Per cent ...	50.19	49.80	54.48	45.54		Total vote.	28,253		33,922		
Total vote.	23,298		28,616			8th DIST.	Pound. R.	Barrows. D.	Pound. R.	Cate. D.	
4th DIST.	Frisbie. R.	Deuster. D.	Judd. G.	Smith. R.	Lynde. D.	Adams.....	846	380	959	465	
Milw'kee	8,577	7,252	979	10,046	12,064	Ashland.....	245	33	152	145	
Ozaukee.	778	1,681		584	2,492	Barron.....	532	161	578	312	
Wash'tn.	1,667	2,224	226	1,322	3,097	Bayfield....	145	17	111	51	
Total..	11,022	11,157	1,205	11,952	17,653	Burnett....	158	2	285	28	
Majority.		135			5,701	Chippewa...	1,205	1,458	1,765	1,581	
Scatter'g.	154		1			Douglas.....	52	49	46	65	
Per cent.	46.83	47.88	5.17	40.37	69.62	Dunn.....	1,369	825	1,777	1,152	
Total vote	23,538		29,605			Juneau	1,345	1,541	1,674	1,520	
5th DIST.	Smith. R.	Bragg. D.	Giddings. G.	Carter. R.	Bragg. D.	Lincoln...	271	116	79	237	
Dodge...	2,622	4,109	1,216	3,287	6,360	Marathon...	930	1,592	619	1,867	
F. DuLac.	3,188	3,395	1,687	4,829	5,618	Marquette ..	726	1,020	682	1,120	
M'nto'oc	1,787	2,852	29	2,692	3,913	Oconto.	1,331	966	1,808	1,175	
Sheboyg.	2,688	2,036	1,225	3,223	3,653	Polk....	725	235	963	428	
Total..	10,285	12,392	4,157	14,031	19,544	Portage.....	1,311	1,410	1,860	1,787	
Majority.		2,107			5,513	Shawano....	811	623	579	864	
Scatter'g.	79		54			Taylor... ..	274	77	235	249	
Per cent.	38.36	46.18	15.49	41.79	58.20	Wood.....	719	906	666	814	
Total vote.	26,913		33,575			Total.....	12,795	11,421	14,838	13,860	
						Majority....	1,374		798		
						Scattering..	14				
						Per cent....	52.86	47.13	51.70	48.29	
						Total vote.	24,230		28,698		
						Total vote in State, 1878.....			206,665		
						Total vote, 1876....			253,372		

The Legislature of 1879-80, stands:	Rep.	Dem.	Gr.	Ind.	Rep. Maj.
Senate.....	25	8	17
House....	70	27	2	1	40
Joint ballot...	95°	35	2	1	57

NEW MEXICO.—Delegate in Congress.

COUNTIES—12.	1878.		1876.		1874.	
	M. S. Otero. R.	Benito Baca. D.	Romero. R.	Valdez. D.	Elkins. R.	Valdez. D.
Bernalillo	1,611	606	1,096	474	720	297
Colfax.....	121	643	158	441	393	300
Doña Anna.....	609	643	826	378	716	226
Grant.....	260	267	155	357	311	351
Lincolu.....	6	160	141	133	89	179
Mora.....	542	1,117	365	1,082	428	1,234
Rio Arriba.....	993	683	963	801	1,508	232
Santa Ana*.....	366	112
Santa Fé.....	822	839	775	649	793	498
San Miguel.....	1,726	2,037	1,662	1,394	625	2,328
Socorro.....	781	548	821	472	880	444
Taos.....	973	842	1,001	715	1,093	614
Valencia.....	1,295	2	1,628	521	759	285
Total	9,759	9,067	9,591	7,418	8,681	7,100
Rep. majority..	672		2,173		1,381	
Total vote...	18,806		17,009		15,781	

Legislature, 1878, Republicans 22, Democrats 17, on joint ballot. In 1876, Republicans 27, Democrats 12.

* Attached to Bernalillo.

NOTABLE EVENTS OF THE YEAR 1879.

Jan. 2, 1879. Resumption of specie payments (suspended since 1862) began in the United States. No run for gold occurred, all the banks paying specie when asked and the U.S. legal tender notes (greenbacks) being redeemed at the sub-treasury in New York.

Jan. 5. In France the Senatorial elections gave 57 majority to the Republicans.

Jan. 18. The Geneva Award Bill passed the House, reviving the Commissioners of Alabama claims, and providing for payment of premiums for war risks, limited to the actual loss. Not acted upon in the Senate.

Jan. 22. The Zulus defeated British forces in South Africa, with the loss of 30 officers and 570 men.

Jan. 26. The Arrears of Pensions Bill, dating back all pensions and involving about \$30,000,000 to be paid, signed by the President.

Jan. 28. Bill to restrict Chinese immigration to 15 Chinese in a single voyage passed House, 115 to 72.

Jan. 30. Marshal MacMahon resigned the Presidency of the French Republic; M. Jules Grévy elected President by 563 votes to 99 in the National Assembly, in joint session.

Jan. 31. M. Gambetta, Republican, elected President of the French Chamber of Deputies by 314 to 91.

Feb. 4. New French Cabinet announced, with M. Waddington at the head, 5 out of 6 of the new ministers being Protestants.

Feb. 7. Senate passed, 40 to 20, bill

admitting women to practise before the U.S. Supreme Court.

Feb. 8. Definitive treaty between Turkey and Russia signed at Constantinople, the Russian troops quitting Turkish territory.

Feb. 8. Army Appropriation Bill passed House, prohibiting presence of soldiers at the polls.

Feb. 15. House bill to restrict Chinese immigration passed Senate, 39 to 27.

Feb. 24. Senate passed House proviso authorizing all railroad companies owning telegraph lines to transact general business for the public over their wires.

Feb. 25. House passed amendment to Legislative Appropriation Bill, repealing the law providing Federal supervisors of elections.

Feb. 27. British House of Commons rejected bill providing for woman suffrage—ayes 103, nays 217.

Feb. 28. Brazilian mail subsidy, \$300,000, which passed Senate Feb. 20 rejected by the House, 89 to 159.

Feb. 28. French Senate passed the Government Amnesty Bill, 163 to 86; Victor Hugo's amendment for complete amnesty was rejected.

March 1. President Hayes vetoed the Anti-Chinese Bill. Veto sustained in House by 95 to 109 for the bill.

March 2. Business part of Reno, Nevada, destroyed by fire; loss, \$1,000,000.

March 4. President Hayes by special message called 46th Congress to assemble March 18th, 1879.

March 4. Forty-fifth Congress expired

NOTABLE EVENTS OF THE YEAR 1879.—*Continued.*

at 12 m. without passing any appropriations for the Army or for the Legislative, Executive, and Judicial expenses of the Government.

March 12. The river Theis in Hungary broke its dykes, destroying 300 lives, many buildings, and making 60,000 people houseless.

March 18. 46th Congress met in extra session; Samuel J. Randall, Democrat, chosen Speaker of the House by 144 votes, to 125 for J. A. Garfield, Republican, 13 for H. B. Wright, National Greenback, and 1 for W. D. Kelley.

March 22. Earthquake in Miauch in Persia killed 922 persons.

March 26. Judge J. M. Elliott, of Kentucky Court of Appeals, assassinated in Frankfort by Thos. Buford, against whom he had decided a case.

March 27. Queen Victoria, visiting the Continent, received President Grévy and ex-President MacMahon in Paris.

April 2. Board of Inquiry reviewing General Fitz John Porter's case completely vindicated him.

March 5. Secretary Sherman called in for redemption all the outstanding 6 per cent. bonds on which Government had an option of 5 to 20 years.

March 7. Army Bill passed by House with political legislation riders, 148 to 122.

March 10. Assembly of Bulgaria amended its constitution, providing triennial parliaments and universal suffrage.

March 11. Peruvian port of Iquique blockaded by Chili.

March 14. An attempt made on the life of the Czar at St. Petersburg.

March 15. International Walking Match, New York, won by Rowell, Englishman, making 500 miles in two hours less than six days, winning champion belt and \$18,398 gate-money; Ennis, 475 miles and \$11,039 gate-money; Harriman, 450 miles and \$7359 gate-money.

April 19. Eureka City, Nev., half burned, leaving 2000 people homeless.

April 23. Shakespeare Memorial Theatre opened at Stratford-on-Avon.

April 25. Senate passed Army Appropriation bill as it came from the House, 41 to 30.

April 26. President Hayes issued proclamation warning settlers not of the Indian race from the Indian Territory.

April 26. House passed Legislative Bill with political riders, 141 to 120.

April 29. President vetoed Army Bill, which failed to pass over veto, 120 to 110.

April 29. House failed to pass Legislative Bill over veto, 114 to 93.

May 5. Supreme Court of the U.S. adjourned for the term.

May 6. British House of Lords defeated bill to legalize marriage with a

deceased wife's sister; Prince of Wales voted for it.

May 8. Bill to enforce the Eight-hour Law defeated in lower House of Congress, 52 to 103.

May 9. Nashville Convention of Colored Men adopted address favoring migration from the South.

May 12. Income-tax Bill defeated in lower House of Congress, 104 to 94; to suspend rules two thirds required.

May 12. President Hayes vetoed bill in regard to the use of the army, failed to pass by 101 to 110.

May 15. International Ship Canal Congress met in Paris.

May 15. Presbyterian General Assemblies met at Saratoga and Louisville.

May 16. New York Assembly passed bill reducing legal interest from 7 to 6 per cent. after Jan. 1, 1880.

May 19. Swiss vote for restoring capital punishment reported 191,197 for, to 177,273 against.

May 24. Warner Silver Bill passed House, 114 to 97, opening U. S. Mints to unlimited silver coinage.

May 29. President Hayes vetoed the Legislative Bill, which failed to pass over veto, 112 to 91.

Large forest fires in May in Pennsylvania, Catskill Mountains, and New England.

June 9. House passed Legislative, Executive, and Judicial Bill without any political clauses in it.

June 10. Senate refused to order Warner Silver Bill to be reported, 21 to 22.

June 10. House passed Judicial Appropriation Bill with clause prohibiting U. S. Marshals and Supervisors at the polls, 102 to 84.

June 11. House passed Army Bill with restrictive clause as to use of troops at the polls.

June 21. Company of armed Communists got into a fight with the police at Chicago, when 7 were killed and 6 wounded.

June 23. President Hayes vetoed Judicial Bill, which failed to pass over the veto in the House, 102 to 78.

June 25. The Khedive of Egypt, Ismail I., abdicated under advice from England and other powers, after ruling Egypt under the Sultan of Turkey since 1863. His son Tewfik Pacha succeeded him.

June 26. Afghan Treaty of Peace signed.

June 28. Track of the Iron Mountain R.R., Mo., 700 miles long, was changed to the standard gauge in one day by 3000 men.

June 28. Senate passed the U. S. Marshals Appropriation Bill, the last of the long controverted appropriations.

June 30. A violent tornado in Iowa,

NOTABLE EVENTS OF THE YEAR 1879.—Continued.

Minnesota, and Wisconsin killed 25 persons and destroyed many buildings.

July 1. Both Houses of Congress adjourned, after an extra session of 105 days. All the appropriations were made except for the pay of U. S. Marshals, respecting which no agreement was reached.

July 4. Zulus defeated at Ulundi by British, with heavy loss; the war virtually ended; King Cetewayo withdrawn to a new stronghold.

July 5. The new German tariff, largely increasing duties, adopted by the Reichstag.

July 9. Steam yacht *Jeannette*, equipped at the expense of James G. Bennett of the *N. Y. Herald*, sailed from San Francisco for the North Pole.

July 9. First death from yellow fever in 1879 occurred in Memphis, Tenn., followed by panic and general exodus from the city.

July 21. By order of the U. S. Government, 1500 tents and rations for 10,000 people were sent to Memphis in aid of sufferers from yellow fever.

August 2. French Senate and Chamber of Deputies prorogued to meet in Paris, which succeeds Versailles as the seat of government.

August 4. Prof. Nordenskjold passed through Behring Strait, having accomplished the Northeast Passage.

August 7. Exchange Bank of Montreal suspended, followed by financial panic and other bank suspensions.

August 15. The British Parliament was prorogued.

August 18. Severe storms on the coast, damaging vessels and towns from New England to North Carolina.

August 20. Henry M. Nixon shot dead by James Barksdale in Yazoo, Mississippi.

August 23. Charles De Young, of the *San Francisco Chronicle*, shot the Rev. I. S. Kalloch in the street for personal and political attacks. Kalloch survived, and was elected Mayor of San Francisco Sept. 3.

August 28. King Cetewayo captured by the British forces.

August 29. Centennial of the Battle of Newtown, N. Y., celebrated.

Sept. 3. In Cabul a revolt of twelve Afghan regiments occurred, murdering Maj. Cavagnari and other members of the British Embassy.

Sept. 4. Democratic State Convention of New York at Syracuse renominated Lucius Robinson for Governor, and all the other State officers except Lieutenant-Governor, for which Clarkson N. Potter was named. The Tammany New York City delegates withdrew from the Convention and nominated John Kelly for Governor, but supported all the rest of the Democratic ticket.

Sept. 20. Gen. Grant received at San Francisco, on return from his two years' tour around the world, by a grand procession and public ceremony.

Sept. 26. Town of Deadwood in the Black Hills of Dakota almost destroyed by fire. Loss \$2,500,000; 2000 people houseless.

Sept. 27. Troubles continued in Afghanistan; the Ameer left Cabul in a state of anarchy, and took refuge in the British camp.

Sept. 27. The Astley belt in the New York walking match won by Rowell, Englishman, who walked 530 miles in 5 days, 20 hours, and 25 minutes.

Sept. 29. Major Thornburgh, U. S. Cavalry, and 10 men, killed in a fight with the Utes in Colorado.

Sept. 30. Elections in Germany gave 257 Conservative members of the Reichsrath, out of 432.

Oct. 9. Peruvian ram Huascar captured by the Chilean navy.

Oct. 12. Gen. Roberts with the British army and the Afghan Ameer made public entry into Cabul.

Oct. 16. The Apaches in New Mexico killed 40 settlers.

Oct. 21. The Pacific Railroad Funding Act of May 7, 1878 (called the Thurman Bill) decided constitutional by the U. S. Supreme Court.

Oct. 23. Gen. Salomon was proclaimed President of Haiti.

Oct. 24. Midhat Pacha resigned the Governorship of Syria.

Oct. 24. Frost at Memphis, Tenn., and heavy snow in the Middle States.

Nov. 5. Bill abolishing slavery in Cuba, paying owners \$350 each slave brought into Spanish Cortes.

Nov. 10. The Chilians have captured Pisagua, Peru.

Nov. 15. The new French ocean cable (the seventh telegraph wire laid across the Atlantic) landed at North Eastham, Mass. (Cape Cod). The European terminus is at Brest, France.

Nov. 17. The Trade-mark law of July 8, 1870, protecting registered trade-marks throughout the country by Act of Congress, pronounced unconstitutional by the Supreme Court of the United States.

Nov. 19. Grand reunion of the Army of the Cumberland to celebrate the erection of an equestrian bronze statue of Major-General George H. Thomas at Washington.

Nov. 24. The Chilians have gained a great victory at Iquique, Peru.

Dec. 1. The 46th Congress of the United States met at its second session, having been organized at the extra session, March 18. Public debt statement showed decrease during November of \$799,823. Aggregate debt, \$2,223,267,410; net debt, less cash in Treasury, \$2,016,049,722.

TOTAL POPULAR VOTE AT PRESIDENTIAL ELECTIONS.

NOTE.—See page 258 for reason why no returns of the popular vote prior to 1824 are given.

ELECTION. Date.	CANDIDATES ELECTED.	OPPOSING CANDIDATES.	States Voting.	TOTAL VOTE.	INCREASE.	
					Vote.	Per Cent.
1824..	John Q. Adams.....	Jackson, Crawford, Clay	24	352,062
1828..	Andrew Jackson....	John Q. Adams.....	24	1,156,328	*804,266	*228.4
1832..	" ".....	Clay, Floyd, Wirt.....	24	1,250,799	94,471	8.2
1836..	Martin Van Buren..	Wm. H. Harrison, etc..	26	1,498,205	247,406	19.8
1840..	Wm. H. Harrison..	Van Buren, Birney.....	26	2,410,778	912,573	60.9
1844..	James K. Polk.....	Clay and Birney.....	26	2,698,611	287,833	11.9
1848..	Zachary Taylor.....	Cass and Van Buren..	30	2,871,908	173,297	6.4
1852..	Franklin Pierce....	Scott and Hale.....	31	3,144,201	272,293	9.5
1856..	James Buchanan....	Fremont, Fillmore....	31	4,053,967	909,766	28.9
1860..	Abraham Lincoln...	{ Breckinridge, Bell, } Douglas.....	33	4,676,853	622,886	15.4
1864..	" ".....	Geo. B. McClellan.....	25	4,024,792
1868..	Ulysses S. Grant....	Horatio Seymour.....	34	5,724,684
1872..	" ".....	Horace Greeley, etc....	37	6,466,165	†1,789,312	†38.3
1876..	Rutherford B. Hayes	Samuel J. Tilden, etc..	38	8,412,733	1,946,568	30.1

* The Electors of six States for 1824 were chosen by the Legislatures ; in 1828 they were all chosen by the people, except in South Carolina. This will explain the great increase of the popular vote at the election of 1828.

† Increase from 1860 to 1872.

Percentage of the Total Vote Cast received by Candidates for President at each Election from 1804 to 1876.

[From The Statistician, San Francisco, 1877.]

CANDIDATES.	Pop.	Elec.	CANDIDATES.	Pop.	Elec.	CANDIDATES.	Pop.	Elec.
1804.			Henry Clay	42.39	17.13	1856.		
Thos. Jefferson	92.05		John Floyd.. }	2.65	3.85	Jas. Buchanan..	45.34	58.79
C. C. Pinckney.	7.95		Wm. Wirt.... }		2.45	J. C. Fremont..	33.09	38.51
1808.			1836.			Mill'd Fillmore.	21.57	2.70
James Madison.	69.71		M. Van Buren..	50.83	57.82	1860.		
C. C. Pinckney.	26.86		W.H. Harris'n }	49.17	24.83	Abra'm Lincoln	39.91	59.41
George Clinton.	3.43		H. L. White.. }		8.85	J. C. Breckinri'e	18.08	23.76
1812.			Dan. Webster }		4.76	Johu Bell	12.61	12.87
James Madison.	58.99		W.P. Mangum }		3.74	S. A. Douglas..	29.40	3.96
De Witt Clinton	41.01		1840.			1864.		
1816.			W. H. Harrison	52.89	79.59	Abra'm Lincoln	55.06	90.99
James Monroe..	84.33		M. Van Buren..	46.82	20.41	G. B. McClellan	44.94	9.01
Rufus King	15.67		Jas. G. Birney..	.29	1868.		
1820.			1844.			Ulysses S. Grant	52.67	72.79
James Monroe..	99.57		James K. Polk..	49.55	61.82	Horat. Seymour	47.33	27.21
John Q. Adams.43		Henry Clay	48.14	38.18	1872.		
1824.			Jas. G. Birney..	2.31	Ulysses S. Grant	55.63	81.97
John Q. Adams. 29.92	32.18		1848.			Horace Greeley*	43.83	18.03
And. Jackson... 44.27	37.93		Zachary Taylor.	47.36	56.21	Chas. O'Conor..	.45
W. H. Crawford 12.58	15.71		Lewis Cass.....	42.50	43.79	J. R. Black.....	.09
Henry Clay . . . 13.23	14.18		M. Van Buren..	10.14	1876.		
1828.			1852.			R. B. Hayes....	47.95	50.14
And. Jackson.. 55.97	68.20		Franklin Pierce	50.93	85.81	S. J. Tilden....	50.94	49.86
John Q. Adams 44.03	31.80		Winfield Scott .	44.10	14.19	Peter Cooper...	.97
1832.			John P. Hale... .	4.97	G. C. Smith....	.11
And. Jackson.. 54.96	76.57					Scattering.....	.03

* For those who received electoral votes in place of Horace Greeley, deceased, see ELECTORAL VOTE of 1872, p. 230.

FULL TABLES OF PRESIDENTIAL ELECTIONS.

I.

SUMMARY OF POPULAR AND ELECTORAL VOTES FOR PRESIDENT AND VICE-PRESIDENT OF THE UNITED STATES, 1789-1876.

Year of Election.	No. of States.	Total Elec. V.	POLITICAL PARTY.	* PRESIDENTS.			* VICE-PRESIDENTS.	
				CANDIDATES.	VOTE.		CANDIDATES.	Elect. Vote.
					States.	Popular.		
1789	+10	73		George Washington	69		34	
				John Adams			9	
				John Jay			6	
				R. H. Harrison			6	
				John Rutledge			4	
				John Hancock			3	
				George Clinton			2	
				Samuel Huntingdon			2	
				John Milton			1	
				James Armstrong			1	
				Benjamin Lincoln			1	
				Edward Telfair			1	
				Vacancies	4		4	
1792	15	135	Federalist..	George Washington	132		77	
			Federalist..	John Adams			50	
			Republican	George Clinton			4	
				Thomas Jefferson			1	
				Aaron Burr			3	
				Vacancies	3			
1796	16	138	Federalist..	John Adams	71		68	
			Republican	Thomas Jefferson			59	
			Federalist..	Thomas Pinckney			30	
			Republican	Aaron Burr			15	
				Samuel Adams			11	
				Oliver Ellsworth			7	
				George Clinton			5	
				John Jay			3	
				James Iredell			2	
				George Washington			2	
				John Henry			2	
				S. Johnson			1	
				Charles C. Pinckney				
1800	16	138	Republican	Thomas Jefferson	73		73	
			Republican	Aaron Burr			65	
			Federalist..	John Adams			64	
			Federalist..	Charles C. Pinckney			1	
				John Jay				

* Previous to the election of 1804 each elector voted for two candidates for President ; the one receiving the highest number of votes, if a majority, was declared elected President ; and the next highest Vice-President.

† Three States out of thirteen did not vote, viz. : New York, which had not passed an electoral law ; and North Carolina and Rhode Island, which had not adopted the Constitution.

‡ There having been a tie vote, the choice devolved upon the House of Representatives. A choice was made on the 36th ballot, which was as follows : Jefferson—Georgia, Kentucky, Maryland, New Jersey, New York, North Carolina, Pennsylvania, Tennessee, Vermont, and Virginia—10 States ; Burr—Connecticut, Massachusetts, New Hampshire, and Rhode Island—4 States ; Blank—Delaware and South Carolina—2 States.

SUMMARY OF POPULAR AND ELECTORAL VOTES—(Continued).

Year of Election.	No. of States.	Total Elec. V.	POLITICAL PARTY.	PRESIDENTS.			VICE-PRESIDENTS.		
				CANDIDATES.	VOTE.		CANDIDATES.	Elect. Vote.	
					States.	Popular.			Electoral
1804	17	176	Republican Federalist..	Thomas Jefferson.. Charles C. Pinckney	15 2	162 14	George Clinton.. Rufus King.....	162 14
1808	17	176	Republican Federalist..	James Madison... Charles C. Pinckney George Clinton..... Vacancy	12 5	122 47 6 1	George Clinton.. Rufus King..... John Langdon.. James Madison.. James Monroe..	113 47 9 3 3 1
1812	18	218	Republican. Federalist..	James Madison.... De Witt Clinton.... Vacancy	11 7	128 89 1	Elbridge Gerry.. Jared Ingersoll..	131 86 1
1816	19	221	Republican. Federalist..	James Monroe..... Rufus King..... Vacancies	16 3	183 34 4	D. D. Tompkins. John E. Howard James Ross..... John Marshall.. Robt. G. Harper.	183 22 5 4 3 4
1820	24	235	Republican Opposition.	James Monroe..... John Q. Adams..... Vacancies.....	24	231 1 3	D. D. Tompkins. Rich. Stockton.. Daniel Rodney. Robt. G. Harper Richard Rush...	218 8 4 1 1 3
1824	24	261	Republican. Coalition.. Republican. Republican.	Andrew Jackson... John Q. Adams.... Wm. H. Crawford.. Henry Clay..... Vacancy	10 8 3 3	155,872 105,321 44,282 46,587	*99 84 41 37	John C. Calhoun Nathan Sanford. Nathaniel Macon Andrew Jackson M. Van Buren... Henry Clay.....	182 30 24 13 9 2 1
1828	24	261	Democratic Nat. Repub.	Andrew Jackson... John Q. Adams	15 9	647,231 509,097	178 83	John C. Calhoun Richard Rush.. William Smith..	151 83 7
1832	24	288	Democratic Nat. Repub. Anti-Mason	Andrew Jackson... Henry Clay..... John Floyd..... William Wirt.... Vacancies.....	15 7 1 1	687,502 530,189 33,108	219 49 11 7 2	M. Van Buren... John Sergeant... Henry Lee..... Amos Ellmaker. William Wilkins	189 49 11 7 30 2
1836	26	294	Democratic. Whig..... Whig..... Whig... Whig.....	Martin Van Buren. Wm. H. Harrison } Hugh L. White.. } Daniel Webster.. } W. P. Mangum... }	15 7 2 1 1	761,549 736,656	170 73 26 14 11	R. M. Johnson†. Francis Granger. John Tyler..... William Smith..	147 77 47 23

* No choice having been made by the Electoral College, the choice devolved upon the House of Representatives. A choice was made on the first ballot, which was as follows: Adams—Connecticut, Illinois, Kentucky, Louisiana, Maine, Maryland, Massachusetts, Missouri, New Hampshire, New York, Ohio, Rhode Island, and Vermont—13 States; Jackson—Alabama, Indiana, Mississippi, New Jersey, Pennsylvania, South Carolina, and Tennessee—7 States; Crawford—Delaware, Georgia, North Carolina, and Virginia—4 States.

† No candidate having received a majority of the votes of the Electoral College, the Senate elected R. M. Johnson Vice-President, who received 33 votes; Francis Granger received 16.

SUMMARY OF POPULAR AND ELECTORAL VOTES—(Continued).

Year of Election.	No. of States.	Total Elec. V.	POLITICAL PARTY.	PRESIDENTS.			VICE-PRESIDENTS.		
				CANDIDATES.	VOTE.		CANDIDATES.	Elect. Vote.	
					States.	Popular.			Electoral
1840	26	294	Whig	Wm. H. Harrison..	19	1,275,017	234	John Tyler.....	234
			Democratic	Martin Van Buren..	7	1,128,702	60	R. M. Johnson..	48
			Liberty	James G. Birney...	..	7,059	...	L. W. Tazewell..	11
			James K. Polk..	1
1844	26	275	Democratic	James K. Polk.....	15	1,337,243	170	Geo. M. Dallas..	170
			Whig	Henry Clay.....	11	1,299,068	105	T. Frelinghuysen	105
			Liberty	James G. Birney...	..	62,300
1848	30	290	Whig	Zachary Taylor....	15	1,360,101	163	Millard Fillmore	163
			Democratic	Lewis Cass.....	15	1,220,544	127	Wm. O. Butler..	127
			Free Soil...	Martin Van Buren..	..	291,263	...	Chas. F. Adams..	...
1852	31	296	Democratic	Franklin Pierce....	27	1,601,474	254	Wm. R. King... 254	
			Whig	Winfield Scott....	4	1,386,578	42	Wm. A. Graham 42	
			Free Dem..	John P. Hale.....	..	156,149	...	Geo. W. Julian..	...
1856	31	296	Democratic	James Buchanan... 19	1,838,169	174	J. C. Breckin'ge	174	
			Republican.	John C. Fremont.. 11	1,341,264	114	Wm. L. Dayton..	114	
			American..	Millard Fillmore... 1	874,534	8	A. J. Donelson..	8	
1860	33	303	Republican.	Abraham Lincoln.. 17	1,866,352	180	Hannibal Hamlin	180	
			Democratic.	J. C. Breckinridge.. 11	845,763	72	Joseph Lane....	72	
			Cons. Union	John Bell.....	3	589,581	39	Edward Everett..	39
			Ind. Dem...	S. A. Douglas.....	2	1,375,157	12	H. V. Johnson..	12
		
1864	*36	314	Republican.	Abraham Lincoln.. 22	2,216,067	212	Andrew Johnson	212	
			Democratic	Geo. B. McClellan.. 3	1,808,725	21	G. H. Pendleton.	21	
			Vacancies.....	11	81	81
		
1868	+37	317	Republican.	Ulysses S. Grant... 26	3,015,071	214	Schuyler Colfax.	214	
			Democratic.	Horatio Seymour.. 8	2,709,613	80	F. P. Blair, Jr...	80	
			Vacancies.....	3	23	23
1872	37	366	Republican.	Ulysses S. Grant... 31	3,597,070	286	Henry Wilson... 286		
			Dem. & Lib.	Horace Greeley.... 6	2,834,079	...	B. Gratz Brown.. 47		
			Democratic.	Charles O'Connor... ..	29,408	...	Geo. W. Julian.. 5		
			Temp'rance	James Black.....	5,608	...	A. H. Colquitt... 5		
			Thos. A. Hendricks	42	John M. Palmer.. 3		
			B. Gratz Brown....	18	T. E. Bramlette.. 3		
			Charles J. Jenkins..	2	W. S. Groesbeck 1		
			David Davis.....	1	Willis B. Machen 1		
			N. P. Banks..... 1		
			‡ Not Counted...	17	14	
1876	38	369	Republican.	Rutherford B. Hayes	21	4,033,950	185	Wm. A. Wheeler	185
			Democratic.	Samuel J. Tilden... 17	4,284,885	184	T. A. Hendricks	184	
			Greenback..	Peter Cooper.....	..	81,740
			Prohibition	Green Clay Smith..	..	9,522
			Scattering.....	..	2,636

* Eleven States did not vote, viz.: Alabama, Arkansas, Florida, Georgia, Louisiana, Mississippi, North Carolina, South Carolina, Tennessee, Texas, and Virginia.

† Three States did not vote, viz.: Mississippi, Texas, and Virginia.

‡ Three electoral votes of Georgia cast for Horace Greeley, and the votes of Arkansas, 6, and Louisiana, 8, cast for U. S. Grant, were rejected. If all had been included in the count, the electoral vote would have been 300 for U. S. Grant, and 66 for opposing candidates.

II.—ELECTORAL VOTE, BY STATES, FOR PRESIDENT AND VICE-PRESIDENT, 1789-1876.

ELECTORAL VOTE OF 1789.*

No returns of the popular vote for President are preserved with any fulness previous to 1824. During the earlier elections the States, or a majority of them, chose the Presidential Electors by their Legislatures, and not by popular vote. Even as late as 1824, six States thus voted, while one State (South Carolina) continued to choose Presidential Electors by her Legislature until 1868.

STATES. †	Geo. Washington, of Va.	John Adams, of Mass.	John Jay, of N. Y.	R. H. Harrison, of Md.	John Rutledge, of S. C.	John Hancock, of Mass.	Geo. Clinton, of N. Y.	Sam'l Huntington, of Ct.	John Milton, of Ga.	Jas. Armstrong, of Ga.	Benj. Lincoln, of Mass.	Edward Telfair, of Ga.	Vacancies.	Total.
1 Connecticut.....	7	5	2	7
2 Delaware.....	3	..	3	3
3 Georgia.....	5	2	1	1	1	..	5
4 Maryland.....	6	6	2	8
5 Massachusetts.	10	10	10
6 N. Hampshire.	5	5	5
7 New Jersey....	6	1	5	6
8 Pennsylvania .	10	8	2	10
9 South Carolina	7	6	1	7
10 Virginia.....	10	5	1	1	3	2	12
Total.....	69	34	9	6	6	4	3	2	2	1	1	1	4	73

* From 1789 to the election of 1804 the Electors voted for President and Vice-President on the same ballot, the one receiving the highest number of votes being President.

† New York, North Carolina, and Rhode Island did not vote, the New York Legislature having failed to agree on the mode of choosing electors, and North Carolina and Rhode Island not having ratified the Constitution in time to take part in the election.

ELECTORAL VOTE OF 1792.

STATES.	Geo. Washington, of Va.	J. Adams, of Mass.	Geo. Clinton, of N. Y.	T. Jefferson, of Va.	A. Burr, of N. Y.	Vacancies.	Total.	STATES.	Geo. Washington, of Va.	J. Adams, of Mass.	Geo. Clinton, of N. Y.	T. Jefferson, of Va.	A. Burr, of N. Y.	Vacancies.	Total.
1 Connecticut.....	9	9	9	9 New York.....	12	..	12	12
2 Delaware.....	3	3	3	10 North Carolina..	12	..	12	12
3 Georgia.....	4	..	4	4	11 Pennsylvania....	15	14	1	15	
4 Kentucky.....	4	4	4	12 Rhode Island....	4	4	4	
5 Maryland.....	8	8	10	13 South Carolina...	8	7	1	8	
6 Massachusetts....	16	16	16	14 Vermont.....	3	3	1	4	
7 New Hampshire..	6	6	6	15 Virginia.....	21	..	21	21	
8 New Jersey.....	7	7	7	Total.....	132	77	50	4	1	3	135

ELECTORAL VOTE OF 1796.

STATES.	John Adams, of Mass.	Thos. Jefferson, of Va.	Thos. Pinckney, of S. C.	Aaron Burr, of N. Y.	Samuel Adams, of Mass.	Oliver Ellsworth, of Conn.	Geo. Clinton, of N. Y.	John Jay, of N. Y.	Jas. Iredell, of N. C.	Geo. Washington, of Va.	John Henry, of Md.	S. Johnson, of N. C.	C. C. Pinckney.	Total.
1 Connecticut...	9	...	4	5	9
2 Delaware	3	...	3	3
3 Georgia	4	4	4
4 Kentucky	4	...	4	4
5 Maryland.	7	4	4	3	2	10
6 Massachusetts.	16	...	13	1	2	...	16
7 N. Hampshire.	6	6	6
8 New Jersey....	7	...	7	7
9 New York.....	12	...	12	12
10 North Carolina	1	11	1	6	3	1	1	12
11 Pennsylvania..	1	14	2	13	15
12 Rhode Island..	4	4	4
13 South Carolina	...	8	8	8
14 Tennessee.....	...	3	...	3	3
15 Vermont	4	...	4	4
16 Virginia.....	1	20	1	1	15	...	3	1	21
Total.....	71	68	59	30	15	11	7	5	3	2	2	2	1	138

ELECTORAL VOTE OF 1800.

STATES.	Thos. Jefferson, of Va.	A. Burr, of N. Y.	John Adams, of Mass.	C. C. Pinckney, of S. C.	John Jay, of N. Y.	Total.	STATES.	Thos. Jefferson, of Va.	A. Burr, of N. Y.	John Adams, of Mass.	C. C. Pinckney, of S. C.	John Jay, of N. Y.	Total.
1 Connecticut't	9	9	...	9	10 N Carolina	8	8	4	4	..	12
2 Delaware...	3	3	...	3	11 Pennsylv'ia	8	8	7	7	..	15
3 Georgia ...	4	4	4	12 Rhode Isl'd	4	3	1	4
4 Kentucky..	4	4	4	13 S. Carolina.	8	8	8
5 Maryland...	5	5	5	5	...	10	14 Tennessee..	3	3	3
6 Massach'tts	16	16	...	16	15 Vermont....	4	4	...	4
7 N. H'pshire	6	6	...	6	16 Virginia....	21	21	21
8 New Jersey	7	7	...	7	Total....	73	73	65	64	1	138
9 New York.	12	12	12							

The vote for Thomas Jefferson and Aaron Burr being equal, there was no choice for President by the Electoral votes. On the 11th February, 1801, the House of Representatives proceeded to the election of a President. On the first ballot eight States voted for Jefferson, six for Burr, and the votes of two were divided. Ballotting continued without a choice until February 17th, 1801, when on the 36th ballot ten States voted for Jefferson, four for Burr, and two in blank. Thomas Jefferson was thus elected President, and Aaron Burr, Vice-President.

ELECTORAL VOTE OF 1804.*

STATES.	PRESIDENT.		VICE-PRES'T.		Total.	STATES.	PRESIDENT.		VICE-PRES'T.		Total.
	Thos. Jefferson, of Va.	C. C. Pinckney, of S. C.	Geo. Clinton, of N. Y.	Rufus King, of N. Y.			Thos. Jefferson, of Va.	C. C. Pinckney, of S. C.	Geo. Clinton, of N. Y.	Rufus King, of N. Y.	
1 Connecticut.....	9	9	9	10 North Carolina	14	14	14
2 Delaware.....	3	3	3	11 Ohio.....	3	3	3
3 Georgia.....	6	6	6	12 Pennsylvania..	20	20	20
4 Kentucky.....	8	8	8	13 Rhode Island..	4	4	4
5 Maryland.....	9	2	9	2	11	14 South Carolina	10	10	10
6 Massachusetts.	19	19	19	15 Tennessee.....	5	5	5
7 N. Hampshire.	7	7	7	16 Vermont.....	6	6	6
8 New Jersey....	8	8	8	17 Virginia.....	24	24	24
9 New York	19	19	19	Total.....	162	14	162	14	176

* By Article XII. of the Amendments to the Constitution, which was declared in force September 25th, 1804, the Electors are required to ballot separately for President and Vice-President. The election of 1804 was the first under this amendment.

ELECTORAL VOTE OF 1808.

STATES.	PRESIDENT.				VICE-PRESIDENT.					Total.	
	James Madison, of Va.	C. C. Pinckney, of S. C.	Geo. Clinton, of N. Y.	Vacancies.	Geo. Clinton, of N. Y.	Rufus King, of N. Y.	John Langdon, of N. H.	James Madison, of Va.	James Monroe, of Va.		Vacancies.
1 Connecticut.....	9	9	9	9
2 Delaware.....	3	3	3	3
3 Georgia.....	6	6	6	6
4 Kentucky.....	7	7	1	7	1	8
5 Maryland.....	9	2	9	9	2	11
6 Massachusetts	19	19	19	19
7 New Hampshire	7	7	7	7
8 New Jersey.....	8	8	8	8
9 New York	13	13	6	13	3	3	19
10 North Carolina..	11	3	11	11	3	14
11 Ohio.....	3	3	3	3	3
12 Pennsylvania.....	20	20	20	20
13 Rhode Island....	4	4	4	4
14 South Carolina..	10	10	10	10
15 Tennessee.....	5	5	5	5
16 Vermont.....	6	6	6	6	6
17 Virginia.....	24	24	24	24
Total.....	122	47	6	1	113	47	9	3	3	1	176

ELECTORAL VOTE OF 1812.

STATES.	PRESIDENT.			VICE-PRES'T			STATES.	PRESIDENT.			VICE-PRES'T.		
	James Madison, of Va.	De W. Clinton, of N. Y.	Vacancies.	Elbridge Gerry, of Mass.	Jared Ingersoll, of Pa.	Vacancies.		James Madison, of Va.	De W. Clinton, of N. Y.	Vacancies.	Elbridge Gerry, of Mass.	Jared Ingersoll, of Pa.	Vacancies.
1 Connecticut.....	9	9	11 North Carolina.	15	15
2 Delaware.....	4	4	12 Ohio.....	7	..	1	7	..	1
3 Georgia.....	8	8	13 Pennsylvania...	25	25
4 Kentucky.....	12	12	14 Rhode Island...	4	4
5 Louisiana.....	6	6	15 South Carolina.	11	11
6 Maryland.....	6	5	..	3	5	..	16 Tennessee.....	8	8
7 Massachusetts...	22	20	17 Vermont.....	8	8
8 New Hampshire..	8	1	7	..	18 Virginia.....	25	25
9 New Jersey.....	8	8	Total.....	128	89	1	131	86	1
10 New York.....	29	29	..	29							

ELECTORAL VOTE OF 1816.

STATES.	PRESIDENT.			VICE-PRESIDENT.						Total.
	James Monroe, of Va.	Rufus King, of N. Y.	Vacancies.	D. D. Tompkins, of N. Y.	John E. Howard, of Md.	James Ross, of Penn.	John Marshall, of Va.	R. G. Harper, of Md.	Vacancies.	
1 Connecticut.....	9	5	4	9
2 Delaware.....	3	..	1	3	1	4
3 Georgia.....	8	8	8
4 Indiana.....	3	3	3
5 Kentucky.....	12	12	12
6 Louisiana.....	3	3	3
7 Maryland.....	8	..	3	8	3	11
8 Massachusetts...	22	22	22
9 New Hampshire...	8	8	8
10 New Jersey.....	8	8	8
11 New York.....	29	29	29
12 North Carolina.	15	15	15
13 Ohio.....	8	8	8
14 Pennsylvania...	25	25	25
15 Rhode Island...	4	4	4
16 South Carolina.	11	11	11
17 Tennessee.....	8	8	8
18 Vermont.....	8	8	8
19 Virginia.....	25	25	25
Total.....	183	34	4	183	22	5	4	3	4	221

ELECTORAL VOTE OF 1820.

STATES.	PRESIDENT.			VICE-PRESIDENT.					Total.	
	James Monroe, of Va.	John Q. Adams, of Mass.	Vacancies.	D. D. Tompkins, of N. Y.	R. Stockton, of N. Y.	Daniel Rodney, of Del.	R. G. Harper, of Md.	Richard Rush, of Pa.		Vacancies.
1 Alabama	3			3						3
2 Connecticut	9			9						9
3 Delaware	4					4				4
4 Georgia	8			8						8
5 Illinois	3			3						3
6 Indiana	3			3						3
7 Kentucky	12			12						12
8 Louisiana	3			3						3
9 Maine	9			9						9
10 Maryland	11			10			1			11
11 Massachusetts	15			7	8					15
12 Mississippi	2		1	2					1	3
13 Missouri	3			3						3
14 New Hampshire	7	1		7				1		8
15 New Jersey	8			8						8
16 New York	29			29						29
17 North Carolina	15			15						15
18 Ohio	8			8						8
19 Pennsylvania	24		1	24					1	25
20 Rhode Island	4			4						4
21 South Carolina	11			11						11
22 Tennessee	7		1	7					1	8
23 Vermont	8			8						8
24 Virginia	25			25						25
Total	231	1	3	218	8	4	1	1	3	235

BRIEF HISTORY OF NATIONAL POLITICAL CONVENTIONS.

[From Greeley & Cleveland's Political Text-Book, 1860, and other sources.]

NATIONAL CONVENTIONS for the nomination of candidates for President and Vice-President are of comparatively recent origin. In the earlier political history of the United States, under the Federal Constitution, candidates for President and Vice-President were nominated by congressional and legislative caucuses. Washington was elected as first President under the Constitution, and re-elected for a second term by a unanimous, or nearly unanimous, concurrence of the American people; but an opposition party gradually grew up in Congress, which became formidable during its second term, and which ultimately crystallized into what was then called the Republican Party. John Adams, of Massachusetts, was prominent among the leading Federalists, while Thomas Jefferson, of Virginia, was pre-eminently the author and oracle of the Republican Party, and, by common consent, they were the opposing candidates for the Presidency, on Washington's retirement in 1796-7.

The first Congressional Caucus to nominate candidates for President and Vice-President is said to have been held in Philadelphia, in the year 1800, and to have nominated Mr. Jefferson for the first office, and Aaron Burr for the second. These candidates were elected after a desperate struggle, beating John Adams, and Charles C. Pinckney, of South Carolina. In 1804, Mr. Jefferson was re-elected President, with George Clinton, of New York, for Vice, encountering but slight opposition; Messrs. Charles C. Pinckney and Rufus King, the opposing candidates, receiving only 14 out of 176 electoral votes. We have been unable to find any record as to the manner of their nomination.

In January, 1808, when Mr. Jefferson's second term was about to close, a Re-

POPULAR VOTE OF 1824.

STATES.	Andrew Jackson, Republican.		John Quincy Adams, Coalition.		William H. Crawford, Republican.		Henry Clay, Republican.		Total Vote.
	Vote.	Maj.	Vote.	Maj.	Vote.	Maj.	Vote.	Maj.	
1 Alabama.....	9,443	5,280	2,416	1,680	67	13,606
2 Connecticut.....	7,587	5,609	1,978	9,565
3 Delaware*.....
4 Georgia*.....
5 Illinois.....	1,901	†359	1,542	219	1,047	4,709
6 Indiana.....	7,343	‡2,028	3,095	5,315	15,753
7 Kentucky.....	6,453	16,782	10,329	23,235
8 Louisiana*.....
9 Maine.....	2,330	6,870	4,510	9,200
10 Maryland.....	14,523	14,632	§109	3,646	695	33,496
11 Massachusetts..	30,687	24,071	6,616	37,303
12 Mississippi.....	3,234	1,421	1,694	119	5,047
13 Missouri.....	987	311	1,401	103	2,699
14 New Hampshire	643	4,107	3,464	4,750
15 New Jersey.....	10,985	679	9,110	1,196	21,291
16 New York*.....
17 North Carolina..	20,415	4,794	15,621	36,036
18 Ohio.....	18,457	12,280	19,255	§798	49,992
19 Pennsylvania...	36,100	24,845	5,440	4,206	1,609	47,355
20 Rhode Island...	2,145	1,945	200	2,345
21 South Carolina*
22 Tennessee.....	20,197	19,669	216	312	20,725
23 Vermont*.....
24 Virginia.....	2,861	3,189	8,489	2,023	416	14,955
Total.....	155,872	56,688	105,321	39,629	44,282	2,023	46,587	10,432	352,062
Jackson's Plurality.....	†50,551

* The Electors of Delaware, Georgia, Louisiana, New York, South Carolina, and Vermont were chosen by the State Legislatures.

† Plurality over Adams.

‡ Plurality over Clay.

§ Plurality over Jackson.

publican Congressional Caucus was held at Washington, to decide as to the relative claims of Madison and Monroe for the succession, the Legislature of Virginia, which had been said to exert a potent influence over such questions, being, on this occasion, unable to agree as to which of her favored sons should have the preference. Ninety-four out of the 136 Republican members of Congress attended this caucus, and declared their preference of Mr. Madison, who received 83 votes, the remaining 11 being divided between Mr. Monroe and George Clinton. The opposition supported Mr. Pinekney, but Mr. Madison was elected by a large majority.

Toward the close of Mr. Madison's earlier term he was nominated for re-election by a Congressional Caucus, held at Washington in May, 1812. In September of the same year, a convention of the opposition, representing eleven States, was held in the city of New York, which nominated De Witt Clinton, of New York, for President. He was also put in nomination by the Republican Legislature of New York. The ensuing canvass resulted in the re-election of Mr. Madison, who received 128 electoral votes to 89 for De Witt Clinton.

In 1816, the Republican Congressional Caucus nominated James Monroe, who received in the caucus 65 votes, to 54 for Wm. H. Crawford, of Georgia. The opposition, or Federalists, named Rufus King, of New York, who received only 34 electoral votes out of 217. There was no opposition to the re-election of Mr. Monroe in 1820, a single (Republican) vote being cast against him, and for John Quincy Adams.

In 1824, the Republican Party could not be induced to abide by the decision of a Congressional Caucus. A large majority of the Republican members formally refused to participate in such a gathering, or be governed by its decision; still, a caucus was called, and attended by the friends of Mr. Crawford alone. Of the 261 Members of Congress at this time, 216 were Democrats or Republicans; yet only 66

[Continued on page 267.]

ELECTORAL VOTE OF 1824.

STATES.	PRESIDENT.					VICE-PRESIDENT.						Total.	
	A. Jackson, of Tenn.	J. Q. Adams, of Mass.	W. H. Crawford, of Ga.	Henry Clay, of Ky.	Vacancies.	J. C. Calhoun, of S. C.	N. Sanford, of N. Y.	N. Macon, of N. C.	A. Jackson, of Tenn.	M. Van Buren, of N. Y.	Henry Clay, of Ky.		Vacancies.
1 Alabama	5					5							5
2 Connecticut		8							8				8
3 Delaware		1	2			1					2		3
4 Georgia			9							9			9
5 Illinois	2	1				3							3
6 Indiana	5					5							5
7 Kentucky				14		7	7						14
8 Louisiana	3	2				5							5
9 Maine		9				9							9
10 Maryland	7	3	1			10			1				11
11 Massachusetts		15				15							15
12 Mississippi	3					3							3
13 Missouri				3					3				3
14 New Hampshire		8				7			1				8
15 New Jersey	8					8							8
16 New York	1	26	5	4		29	7						36
17 North Carolina	15					15							15
18 Ohio				16			16						16
19 Pennsylvania	28					28							28
20 Rhode Island		4				3						1	4
21 South Carolina	11					11							11
22 Tennessee	11					11							11
23 Vermont		7				7							7
24 Virginia			24					24					24
Total	99	84	41	37		182	30	24	13	9	2	1	261

No candidate having received a majority of the votes for President, the House of Representatives elected JOHN QUINCY ADAMS. See p. 120.

POPULAR VOTE OF 1828.

STATES.	Andrew Jackson, Democratic.		John Quincy Adams, National Republican.		Total Vote.
	Vote.	Majority.	Vote.	Majority.	
1 Alabama	17,138	15,200	1,938		19,076
2 Connecticut	4,448		13,829	9,381	18,277
3 Delaware	4,349		4,769	420	9,118
4 Georgia	18,709	18,709			18,709
5 Illinois	6,763	5,182	1,581		8,344
6 Indiana	22,237	5,185	17,052		39,289
7 Kentucky	39,084	7,912	31,172		70,256
8 Louisiana	4,605	508	4,097		8,702
9 Maine	13,927		20,773	6,846	34,700
10 Maryland	24,578		25,759	1,181	50,337
11 Massachusetts	6,019		29,836	23,817	35,855
12 Mississippi	6,763	5,182	1,581		8,344
13 Missouri	8,232	4,810	3,422		11,654
14 New Hampshire	20,692		24,076	3,384	44,768
15 New Jersey	21,950		23,758	1,808	45,708
16 New York	140,763	5,350	135,413		276,176
17 North Carolina	37,857	23,939	13,918		51,775
18 Ohio	67,597	4,201	63,396		130,993
19 Pennsylvania	101,652	50,804	50,843		152,500
20 Rhode Island	821		2,754	1,933	3,575
21 South Carolina	Electors	chosen by	Legislature.		
22 Tennessee	44,090	41,850	2,240		46,330
23 Vermont	8,205		24,784	16,579	32,989
24 Virginia	26,752	14,651	12,101		38,853
Total	647,231	203,483	509,097	65,349	1,156,328
Jackson's Majority		138,134			

ELECTORAL VOTE OF 1828.

STATES.	PRESIDENT.		V.-PRESIDENT.			STATES.	PRESIDENT.		V.-PRESIDENT.			Total.
	A. Jackson, of Tenn.	J. Q. Adams, of Mass.	J. C. Calhoun, of S. C.	R. Rush, of Pa.	Wm. Smith, of S. C.		A. Jackson, of Tenn.	J. Q. Adams, of Mass.	J. C. Calhoun, of S. C.	R. Rush, of Pa.	Wm. Smith, of S. C.	
1 Alabama.....	5	...	5	...	5	14 N. Hampshire..	8	...	8	...	8	8
2 Connecticut...	...	8	...	8	8	15 New Jersey....	8	...	8	...	8	8
3 Delaware.....	...	3	...	3	3	16 New York.....	20	16	20	16	...	36
4 Georgia.....	9	...	2	...	9	17 North Carolina.	15	...	15	15
5 Illinois.....	3	...	3	...	3	18 Ohio.....	16	...	16	16
6 Indiana.....	5	...	5	...	5	19 Pennsylvania...	28	...	28	28
7 Kentucky.....	14	...	14	...	14	20 Rhode Island...	...	4	...	4	...	4
8 Louisiana.....	5	...	5	...	5	21 South Carolina.	11	...	11	11
9 Maine.....	1	8	...	8	9	22 Tennessee.....	11	...	11	11
10 Maryland.....	5	6	5	6	11	23 Vermont.....	...	7	...	7	...	7
11 Massachusetts...	...	15	...	15	15	24 Virginia.....	24	...	24	24
12 Mississippi....	3	...	3	...	3	Total.....	178	83	171	83	7	261
13 Missouri.....	3	...	3	...	3							

POPULAR VOTE OF 1832.

STATES.	Andrew Jackson Democratic.		Henry Clay, National Republican.		Total Vote.
	Vote.	Majority.	Vote.	Majority.	
1 Alabama.....	*
2 Connecticut.....	11,269	17,755	6,486	29,024
3 Delaware.....	4,110	4,276	166	8,386
4 Georgia.....	20,750	20,750	20,750
5 Illinois.....	14,147	8,718	5,429	19,576
6 Indiana.....	31,552	16,080	15,472	47,024
7 Kentucky.....	36,247	43,396	7,149	79,643
8 Louisiana.....	4,049	1,521	2,528	6,577
9 Maine.....	33,291	6,087	27,204	60,495
10 Maryland.....	19,156	19,160	4	38,316
11 Massachusetts...	14,545	33,003	18,458	47,548
12 Mississippi.....	5,919	5,919	5,919
13 Missouri.....	†5,192	5,192	5,192
14 New Hampshire..	25,486	6,476	19,010	44,496
15 New Jersey.....	23,856	463	23,393	47,249
16 New York.....	168,497	13,601	154,896	323,393
17 North Carolina..	24,862	20,299	4,563	29,425
18 Ohio.....	81,246	4,707	76,539	157,785
19 Pennsylvania....	90,983	34,267	56,716	147,699
20 Rhode Island....	2,126	2,810	684	4,936
21 South Carolina..	Electors	chosen by	Legislature.
22 Tennessee.....	28,740	27,304	1,436	30,176
23 Vermont.....	7,870	11,152	3,282	19,022
24 Virginia.....	33,609	22,158	11,451	45,060
Total.....	687,502	193,542	530,189	36,229	†1,217,691
Jackson's Majority.....	157,313

* Unanimous for Jackson.

† Majority.

‡ This total does not include 33,108 votes cast for John Floyd and William Wirt.

ELECTORAL VOTE OF 1832.

STATES.	PRESIDENT.					VICE-PRESIDENT.					Total.	
	A. Jackson, of Tenn.	H. Clay, of Ky.	John Floyd, of Va.	Wm. Wirt, of Md.	Vacancies.	M. Van Buren, of N. Y.	John Sergeant, of Pa.	Wm. Wilkins, of Pa.	Henry Lee, of Mass.	Amos Ellmaker, of Pa.		Vacancies.
1 Alabama	7					7						7
2 Connecticut		8					8					8
3 Delaware		3					3					3
4 Georgia	11					11						11
5 Illinois	5					5						5
6 Indiana	9					9						9
7 Kentucky		15					15					15
8 Louisiana	5					5						5
9 Maine	10					10						10
10 Maryland	3	5			2	3	5				2	10
11 Massachusetts		14					14					14
12 Mississippi	4					4						4
13 Missouri	4					4						4
14 New Hampshire	7					7						7
15 New Jersey	8					8						8
16 New York	42					42						42
17 North Carolina	15					15						15
18 Ohio	21					21						21
19 Pennsylvania	30							30				30
20 Rhode Island		4					4					4
21 South Carolina			11						11			11
22 Tennessee	15					15						15
23 Vermont				7						7		7
24 Virginia	23					23						23
Total	219	49	11	7	2	189	49	30	11	7	2	288

POPULAR VOTE OF 1836.

STATES.	Martin Van Buren, Democratic.		Wm. H. Harrison, etc.* Whig, etc.		Total Vote.
	Vote.	Majority.	Vote.	Majority.	
1 Alabama	19,068	3,431	15,637		34,705
2 Arkansas	2,400	1,162	1,238		3,638
3 Connecticut	19,234	768	18,466		37,700
4 Delaware	4,155		4,738	583	8,893
5 Georgia	22,126		24,930	2,804	47,056
6 Illinois	18,097	3,114	14,983		33,080
7 Indiana	32,480		41,281	8,801	73,761
8 Kentucky	33,435		36,955	3,520	70,390
9 Louisiana	3,653	270	3,383		7,036
10 Maine	22,300	7,061	15,239		37,539
11 Maryland	22,167		25,852	3,685	48,019
12 Massachusetts	33,501		41,093	7,592	74,594
13 Michigan	7,360	3,360	4,000		11,360
14 Mississippi	9,979	291	9,688		19,667
15 Missouri	10,995	2,658	8,337		19,332
16 New Hampshire	18,722	12,494	6,228		24,950
17 New Jersey	26,347		26,892	545	53,239
18 New York	166,815	28,272	138,543		305,358
19 North Carolina	26,910	3,284	23,626		50,536
20 Ohio	96,948		105,405	8,457	202,353
21 Pennsylvania	91,475	4,364	87,111		178,586
22 Rhode Island	2,964	254	2,710		5,674
23 South Carolina	Electors	chosen	by the	Legisla-	ture.
24 Tennessee	26,120		35,962	9,842	62,082
25 Vermont	14,037		20,991	6,954	35,028
26 Virginia	30,261	6,893	23,368		53,629
Total	761,549	77,676	736,656	52,783	1,498,205
Van Buren's Majority		24,893			

* This column includes the vote given for Harrison, White, Webster, and Mangum.

ELECTORAL VOTE OF 1836.

STATES.	PRESIDENT.					* VICE-PRESIDENT.				Total.
	M. Van Buren, of N. Y.	W. H. Harrison, of Ohio.	Hugh L. White, of Tenn.	Daniel Webster, of Mass.	W. P. Mangum, of N. C.	R. M. Johnson, of Ky.	Fr. Granger, of N. Y.	John Tyler, of Va.	William Smith, of Ala.	
1 Alabama.....	7	7	7
2 Arkansas.....	3	3	3
3 Connecticut.....	8	8	8
4 Delaware.....	..	3	3	3
5 Georgia.....	11	11	..	11
6 Illinois.....	5	5	5
7 Indiana.....	..	9	9	9
8 Kentucky.....	..	15	15	15
9 Louisiana.....	5	5	5
10 Maine.....	10	10	10
11 Maryland.....	..	10	10	..	10
12 Massachusetts.....	14	14	14
13 Michigan.....	3	3	3
14 Mississippi.....	4	4	4
15 Missouri.....	4	4	4
16 New Hampshire.....	7	7	7
17 New Jersey.....	..	8	8	8
18 New York.....	42	42	42
19 North Carolina.....	15	15	15
20 Ohio.....	..	21	21	21
21 Pennsylvania.....	30	30	30
22 Rhode Island.....	4	4	4
23 South Carolina.....	11	11	..	11
24 Tennessee.....	15	15	..	15
25 Vermont.....	..	7	7	7
26 Virginia.....	23	23	23
Total.....	170	73	26	14	11	147	77	47	23	294

* No candidate for Vice-President having received a majority of the votes cast, the Senate elected R. M. Johnson Vice-President.

[HISTORY OF CONVENTIONS—Continued from page 263.]

responded to their names at roll-call, 64 of whom voted for Mr. Crawford, as the Republican nominee for President. This nomination was very extensively repudiated throughout the country, and three competing Republican candidates were brought into the field through legislative and other machinery, viz., Andrew Jackson, Henry Clay, and John Quincy Adams. The result of this famous "scrub-race" for the Presidency was, that no one was elected by the people, Gen. Jackson receiving 99 electoral votes, Mr. Adams 84, Mr. Crawford 41, and Mr. Clay 37. The election then devolved on the House of Representatives, when Mr. Adams was chosen, receiving the votes of 13 States, against 7 for Gen. Jackson and 4 for Mr. Crawford. This was the end of "King Caucus."

Gen. Jackson was immediately thereafter put in nomination for the ensuing term by the Legislature of Tennessee, having only Mr. Adams for an opponent in 1828, when he was elected by a decided majority, receiving 178 electoral votes, to 83 for Mr. Adams.

The first political National Convention in this country of which we have any record was held at Philadelphia in September, 1830, styled the United States Anti-Masonic Convention. It was composed of 16 delegates. Francis Granger, of New York, presided, but no business was transacted.

In compliance with its call, a National Anti-Masonic Convention was held at Baltimore in September, 1831, which nominated William Wirt, of Maryland, for President, and Amos Ellmaker, of Pennsylvania, for Vice-President.

[Continued on page 273.]

POPULAR VOTE OF 1840.

STATES.	W. H. Harrison, Whig.		M. Van Buren, Democratic.		Jas. G. Birney, Liberty Party.		Total Vote.
	Vote.	Maj.	Vote.	Maj.	Vote.	Maj.	
1 Alabama	23,471		33,991	5,520			62,462
2 Arkansas	5,160		6,049	889			11,209
3 Connecticut....	31,601	6,131	25,296		174		57,071
4 Delaware	5,967	1,083	4,884				10,851
5 Georgia	40,261	8,328	31,933				72,194
6 Illinois	45,537		47,476	1,790	149		93,162
7 Indiana	65,302	13,607	51,695				116,997
8 Kentucky	58,489	25,873	32,616				91,105
9 Louisiana.....	11,297	3,680	7,617				18,914
10 Maine.....	46,612	217	46,201		194		93,007
11 Maryland.....	33,528	4,776	28,752				62,280
12 Massachusetts .	72,874	19,305	51,948		1,621		126,443
13 Michigan.....	22,933	1,514	21,093		321		44,352
14 Mississippi.....	19,518	2,523	16,995				36,513
15 Missouri.....	22,972		29,760	6,788			52,732
16 New Hampshire	26,158		32,670	6,386	126		58,954
17 New Jersey....	33,351	2,248	31,034		69		64,454
18 New York.....	225,817	10,500	212,519		2,798		441,134
19 North Carolina	46,376	12,158	34,218				80,594
20 Ohio.....	148,157	22,472	124,782		903		273,842
21 Pennsylvania...	144,021	2	143,676		343		288,040
22 Rhode Island...	5,278	1,935	3,301		42		8,621
23 South Carolina.	Electors	chosen	by the	Legisla-	ture.		
24 Tennessee....	60,391	12,102	48,289				108,680
25 Vermont.....	32,445	14,117	18,009		319		50,773
26 Virginia.....	42,501		43,893	1,392			86,394
Total	1,275,017	162,571	1,128,702	22,765	7,059		2,410,778
Harrison's Majority.....		139,256					

ELECTORAL VOTE OF 1840.

STATES.	PRESI- DENT.		VICE- PRESIDENT.				Total.	STATES.	PRESI- DENT.		VICE- PRESIDENT.				Total.	
	W. H. Harrison, of Ohio.	M. Van Buren, of N. Y.	John Tyler, of Virginia.	R. M. Johnson, of Ky.	L. W. Tazewell, of Va.	J. K. Polk, of Tennessee.			W. H. Harrison, of Ohio.	M. Van Buren, of N. Y.	John Tyler, of Virginia.	R. M. Johnson, of Ky.	L. W. Tazewell, of Va.	J. K. Polk, of Tennessee.		
1 Alabama ...		7		7			7	15	Missouri....		4		4	4		
2 Arkansas...		3		3			3	16	N. Hamps're		7		7	7		
3 Connecticut	8		8				8	17	New Jersey	8		8		8		
4 Delaware ..	3		3				3	18	New York..	42		42		42		
5 Georgia....	11		11				11	19	N Carolina.	15		15		15		
6 Illinois.....		5		5			5	20	Ohio....	21		21		21		
7 Indiana.....	9		9				9	21	Pennsylv'ia	30		30		30		
8 Kentucky..	15		15				15	22	Rhode Isl'd.	4		4		4		
9 Louisiana..	5		5				5	23	S. Carolina.		11		11	11		
10 Maine.....	10		10				10	24	Tennessee..	15		15		15		
11 Maryland...	10		10				10	25	Vermont...	7		7		7		
12 Massachu's.	14		14				14	26	Virginia....		23		23	23		
13 Michigan...	3		3				3									
14 Mississippi.	4		4				4									
									Total.....	234	60	234	48	11	1	294

POPULAR VOTE OF 1844.

STATES.	James K. Polk, Democratic.		Henry Clay, Whig.		J. G. Birney, Liberty Party.		Total Vote.
	Vote.	Maj.	Vote.	Maj.	Vote.	Maj.	
1 Alabama.....	37,740	11,656	26,084	63,824
2 Arkansas.....	9,546	4,042	5,504	15,050
3 Connecticut.....	29,841	32,832	1,048	1,943	64,616
4 Delaware.....	5,996	6,278	282	12,274
5 Georgia.....	44,177	2,071	42,106	86,283
6 Illinois.....	57,920	8,822	45,528	3,570	107,018
7 Indiana.....	70,181	208	67,867	2,106	140,154
8 Kentucky.....	51,988	61,255	9,267	113,243
9 Louisiana.....	13,782	699	13,083	26,865
10 Maine.....	45,719	6,505	34,378	4,836	84,933
11 Maryland.....	32,676	35,984	3,308	68,660
12 Massachusetts..	52,846	67,418	3,712	10,860	131,124
13 Michigan.....	27,759	*3,422	24,337	3,632	55,728
14 Mississippi.....	25,126	5,920	19,206	44,332
15 Missouri.....	41,369	10,118	31,251	72,620
16 New Hampshire	27,160	5,133	17,866	4,161	49,187
17 New Jersey.....	37,495	38,318	692	131	75,944
18 New York.....	237,588	*5,106	232,482	15,812	485,882
19 North Carolina	39,287	43,232	3,945	82,519
20 Ohio.....	149,117	155,057	†5,940	8,050	312,224
21 Pennsylvania...	167,535	3,194	161,203	3,138	331,876
22 Rhode Island...	4,867	7,322	2,348	107	12,296
23 South Carolina.
24 Tennessee.....	59,917	60,030	113	119,947
25 Vermont.....	18,041	26,770	4,775	3,954	48,765
26 Virginia.....	49,570	5,893	43,677	93,247
Total.....	1,337,243	64,261	1,299,068	29,490	62,300	2,698,611
Polk's Plurality.....	*38,175

* Plurality over Clay.

† Plurality over Polk.

ELECTORAL VOTE OF 1844.

STATES.	PRESI- DENT.		VICE- PRES'T.		Total.	STATES.	PRESI- DENT.		VICE- PRES'T.		Total.
	James K. Polk, of Tenn.	Henry Clay, of Ky.	G. M. Dallas, of Pa.	T. Frelinghuy- sen, of N. J.			James K. Polk, of Tenn.	Henry Clay, of Ky.	G. M. Dallas, of Pa.	T. Frelinghuy- sen, of N. J.	
1 Alabama.....	9	9	9	15 Missouri.....	7	7	7
2 Arkansas.....	3	3	3	16 N. Hampshire..	6	6	6
3 Connecticut...	6	6	6	17 New Jersey....	7	7	7
4 Delaware.....	3	3	3	18 New York.....	36	36	36
5 Georgia.....	10	10	10	19 North Carolina.	11	11	11
6 Illinois.....	9	9	9	20 Ohio.....	23	23	23
7 Indiana.....	12	12	12	21 Pennsylvania..	26	26	26
8 Kentucky.....	12	12	12	22 Rhode Island..	4	4	4
9 Louisiana.....	6	6	6	23 South Carolina.	9	9	9
10 Maine.....	9	9	9	24 Tennessee.....	13	13	13
11 Maryland.....	8	8	8	25 Vermont.....	6	6	6
12 Massachusetts	12	12	12	26 Virginia.....	17	17	17
13 Michigan.....	5	5	5						
14 Mississippi....	6	6	6						
							170	105	170	105	275

POPULAR VOTE OF 1848.

STATES.	Zachary Taylor, Whig.		Lewis Cass, Democratic.		Van Buren, Free Soil.		Total Vote.
	Vote.	Maj.	Vote.	Maj.	Vote.	Maj.	
1 Alabama	30,482	31,363	881	61,845
2 Arkansas	7,588	9,300	1,712	16,888
3 Connecticut	30,314	*3,268	27,046	5,005	62,365
4 Delaware	6,421	443	5,898	80	12,399
5 Florida	3,116	1,269	1,847	4,963
6 Georgia	47,544	2,742	44,802	92,346
7 Illinois	53,047	56,300	+3,253	15,774	125,121
8 Indiana	69,907	74,745	+4,838	8,100	152,752
9 Iowa	11,084	12,093	+1,009	1,126	24,303
10 Kentucky	67,141	17,421	49,720	116,861
11 Louisiana	18,217	2,847	15,370	33,587
12 Maine	35,125	39,880	+4,755	12,096	87,101
13 Maryland	37,702	3,049	34,528	125	72,355
14 Massachusetts	61,072	†23,014	35,281	38,058	134,411
15 Michigan	23,940	30,687	+6,747	10,389	65,016
16 Mississippi	25,922	26,537	615	52,459
17 Missouri	32,671	40,077	7,406	72,748
18 New Hampshire	14,781	27,763	5,422	7,560	50,104
19 New Jersey	40,015	2,285	36,901	829	77,745
20 New York	218,603	†98,093	114,318	120,510	453,431
21 North Carolina	43,550	8,681	34,869	78,419
22 Ohio	138,360	154,775	+16,415	35,354	328,489
23 Pennsylvania	185,513	3,074	171,176	11,263	367,952
24 Rhode Island	6,779	2,403	3,646	730	11,155
25 South Carolina	Electors	chosen	by the	Legislat	ure.
26 Tennessee	64,705	6,286	58,419	123,124
27 Texas	4,509	10,668	6,159	15,177
28 Vermont	23,122	†9,285	10,948	13,837	47,907
29 Virginia	45,124	46,586	1,453	9	91,719
30 Wisconsin	13,747	15,001	+1,254	10,418	39,166
Total	1,360,101	50,500	1,220,544	23,648	291,263	2,871,908
Taylor's Plurality	*139,557

* Plurality over Cass. † Plurality over Taylor. ‡ Plurality over Van Buren.

ELECTORAL VOTE OF 1848.

STATES.	PRESI- DENT.		VICE- PRES'T.		Total.	STATES.	PRESI- DENT.		VICE- PRES'T.		Total.
	Zachary Taylor, of La.	Lewis Cass, of Mich.	Millard Fillmore of N. Y.	W. O. Butler, of Ky.			Zachary Taylor, of La.	Lewis Cass, of Mich.	Millard Fillmore of N. Y.	W. O. Butler, of Ky.	
1 Alabama	9	9	9	17 Missouri	7	7	7
2 Arkansas	3	3	3	18 N. Hampshire	6	6	6
3 Connecticut	6	6	6	19 New Jersey	7	7	7
4 Delaware	3	3	3	20 New York	36	36	36
5 Florida	3	3	3	21 North Carolina	11	11	11
6 Georgia	10	10	10	22 Ohio	23	23	23
7 Illinois	9	9	9	23 Pennsylvania	26	26	26
8 Indiana	12	12	12	24 Rhode Island	4	4	4
9 Iowa	4	4	4	25 South Carolina	9	9	9
10 Kentucky	12	12	12	26 Tennessee	13	13	13
11 Louisiana	6	6	6	27 Texas	4	4	4
12 Maine	9	9	9	28 Vermont	6	6	6
13 Maryland	8	8	8	29 Virginia	17	17	17
14 Massachusetts	12	12	12	30 Wisconsin	4	4	4
15 Michigan	5	5	5	Total	163	127	163	127	290
16 Mississippi	6	6	6						

POPULAR VOTE OF 1852.

STATES.	Franklin Pierce, Democratic.		Winfield Scott, Whig.		John P. Hale, Free Democratic.		Total Vote.
	Vote.	Maj.	Vote.	Maj.	Vote.	Maj.	
1 Alabama.....	26,881	11,843	15,038	41,919
2 Arkansas.....	12,173	4,769	7,404	19,577
3 California.....	40,626	5,119	35,407	100	76,133
4 Connecticut....	33,249	*2,892	30,357	3,160	66,766
5 Delaware.....	6,318	*25	6,293	62	12,673
6 Florida.....	4,318	1,443	2,875	7,193
7 Georgia.....	34,705	18,045	16,660	51,365
8 Illinois.....	80,597	5,697	64,934	9,966	155,497
9 Indiana.....	95,340	7,510	80,901	6,929	183,170
10 Iowa.....	17,763	303	15,856	1,604	35,223
11 Kentucky.....	53,806	57,068	2,997	265	111,139
12 Louisiana.....	18,647	1,392	17,255	35,902
13 Maine.....	41,609	1,036	32,543	8,030	82,182
14 Maryland.....	40,020	4,900	35,066	54	75,140
15 Massachusetts..	44,569	52,683	18,114	28,023	125,275
16 Michigan.....	41,842	746	33,859	7,237	82,938
17 Mississippi.....	26,876	9,328	17,548	44,424
18 Missouri.....	38,353	8,369	29,984	68,337
19 New Hampshire	29,997	7,155	16,147	6,695	52,839
20 New Jersey....	44,305	5,399	38,556	350	83,211
21 New York.....	262,083	1,872	234,882	25,329	522,294
22 North Carolina.	39,744	627	39,058	59	78,861
23 Ohio.....	169,220	*16,694	152,526	31,682	353,428
24 Pennsylvania...	198,568	10,869	179,174	8,525	386,267
25 Rhode Island...	8,735	465	7,626	644	17,005
26 South Carolina.	Electors	chosen	by the	Legislat	ure.
27 Tennessee.....	57,018	58,898	1,880	115,916
28 Texas.....	13,552	8,557	4,995	18,547
29 Vermont.....	13,044	22,173	508	8,621	43,838
30 Virginia.....	73,858	15,286	58,572	132,430
31 Wisconsin.....	33,658	2,604	22,240	8,814	64,712
Total... ..	1,601,474	133,334	1,386,578	5,385	156,149	3,144,201
Pierce's Majority.....	58,747

* Plurality over Scott.

† Plurality over Pierce.

ELECTORAL VOTE OF 1852.

STATES.	PRESI- DENT.		VICE- PRESI- DENT.		Total.	STATES.	PRESI- DENT.		VICE- PRESI- DENT.		Total.
	FranklinPierce, of N. H.	WinfieldScott, of N. J.	W. R. King, of Ala.	W. A. Graham, of N. C.			FranklinPierce, of N. H.	WinfieldScott, of N. J.	W. R. King, of Ala.	W. A. Graham, of N. C.	
1 Alabama.....	9	9	9	17 Mississippi....	7	7	7
2 Arkansas.....	4	4	4	18 Missouri.....	9	9	9
3 California.....	4	4	4	19 N. Hampshire.	5	5	5
4 Connecticut...	6	6	6	20 New Jersey...	7	7	7
5 Delaware.....	3	3	3	21 New York.....	35	35	35
6 Florida.....	3	3	3	22 North Carolina	10	10	10
7 Georgia.....	10	10	10	23 Ohio.....	23	23	23
8 Illinois.....	11	11	11	24 Pennsylvania..	27	27	27
9 Indiana.....	13	13	13	25 Rhode Island..	4	4	4
10 Iowa.....	4	4	4	26 South Carolina	8	8	8
11 Kentucky.....	12	12	12	27 Tennessee.....	12	12	12
12 Louisiana....	6	6	6	28 Texas.....	4	4	4
13 Maine.....	8	8	8	29 Vermont.....	5	5	5
14 Maryland.....	8	8	8	30 Virginia.....	15	15	15
15 Massachusetts	13	13	13	31 Wisconsin....	5	5	5
16 Michigan.....	6	6	6	Total.....	254	42	254	42	296

POPULAR VOTE OF 1856.

STATES.	James Buchanan, Democratic.		John C. Fremont, Republican.		M. Fillmore, American.		Total Vote.
	Vote.	Maj.	Vote.	Maj.	Vote.	Maj.	
1 Alabama.....	46,739	18,187	28,552	75,291
2 Arkansas.....	21,910	11,123	10,787	32,697
3 California.....	53,365	*17,200	20,691	36,165	110,221
4 Connecticut...	34,995	42,715	5,105	2,615	80,325
5 Delaware.....	8,004	1,521	308	6,175	14,487
6 Florida.....	6,358	1,525	4,833	11,191
7 Georgia.....	56,578	14,350	42,228	98,806
8 Illinois.....	105,348	†9,159	96,189	37,444	238,981
9 Indiana.....	118,670	1,909	94,375	22,386	235,431
10 Iowa.....	36,170	43,954	‡7,784	9,180	89,304
11 Kentucky.....	74,642	6,912	314	67,416	142,372
12 Louisiana.....	22,164	1,455	20,709	42,873
13 Maine.....	39,080	67,379	24,974	3,325	109,784
14 Maryland.....	39,115	281	47,460	8,064	86,856
15 Massachusetts	39,240	108,190	49,324	19,626	167,056
16 Michigan....	52,136	71,762	17,966	1,660	125,558
17 Mississippi...	35,446	11,251	24,195	59,641
18 Missouri.....	58,164	9,640	48,524	106,688
19 N. Hampshire	32,789	38,345	5,134	422	71,556
20 New Jersey...	46,943	*18,605	28,338	24,115	99,396
21 New York....	195,878	276,007	‡80,129	124,604	596,489
22 N. Carolina...	48,246	11,360	36,886	85,132
23 Ohio.....	170,874	187,497	‡16,623	28,126	386,497
24 Pennsylvania.	230,710	1,025	147,510	82,175	460,395
25 Rhode Island.	6,680	11,467	3,112	1,675	19,822
26 S. Carolina...	Electors	chosen	by the	Legis-	lature.
27 Tennessee...	73,638	7,460	66,178	139,816
28 Texas.....	31,169	15,530	15,639	46,808
29 Vermont.....	10,569	39,561	23,447	545	50,675
30 Virginia.....	89,706	29,105	291	60,310	150,307
31 Wisconsin....	52,843	66,090	12,668	579	119,512
Total.....	1,838,169	142,353	1,341,264	146,730	874,534	8,064	4,053,967
Buchanan's Plurality....	†496,905						

* Plurality over Fillmore. † Plurality over Fremont. ‡ Plurality over Buchanan.

ELECTORAL VOTE OF 1856.

STATES.	PRES.			V.-PRES.			Total.	STATES.	PRES.			V.-PRES.			Total.
	Buchanan.	Fremont.	Fillmore.	Breckinridge.	Dayton.	Donelson.			Buchanan.	Fremont.	Fillmore.	Breckinridge.	Dayton.	Donelson.	
1 Alabama.....	9	9	9	17 Mississippi ..	7	7	7
2 Arkansas.....	4	4	4	18 Missouri.....	9	9	9
3 California...	4	4	4	19 N. Hampshire	...	5	5	...	5
4 Connecticut..	...	6	6	...	6	20 New Jersey..	7	7	7
5 Delaware.....	3	3	3	21 New York....	...	35	35	...	35
6 Florida.....	3	3	3	22 N. Carolina..	10	10	10
7 Georgia.....	10	10	10	23 Ohio.....	...	23	23	...	23
8 Illinois.....	11	11	11	24 Pennsylvania	27	27	27
9 Indiana.....	13	13	13	25 Rhode Island	...	4	4	...	4
10 Iowa.....	...	4	4	...	4	26 S. Carolina..	8	8	8
11 Kentucky....	12	12	12	27 Tennessee...	12	12	12
12 Louisiana....	6	6	6	28 Texas.....	4	4	4
13 Maine.....	...	8	8	...	8	29 Vermont....	...	5	5	...	5
14 Maryland....	8	8	8	30 Virginia.....	15	15	15
15 Massachus'ts.	...	13	13	...	13	31 Wisconsin...	...	5	5	...	5
16 Michigan....	...	6	6	...	6	Total....	174	114	8	174	114	8	296

POPULAR VOTE OF 1860.

STATES.	A. Lincoln, Republican.		S. A. Doug- las, Ind. Dem.		J.C. Breckin- ridge, Democratic.		John Bell, Const. Union.		Total Vote.
	Vote.	Maj.	Vote.	Maj.	Vote.	Maj.	Vote.	Maj.	
1 Alabama.....			13,651		48,831	7,355	27,825		90,307
2 Arkansas.....			5,227		28,732	3,411	20,094		54,053
3 California.....	39,173	*657	38,516		34,334		6,817		118,840
4 Conn'icut.....	43,692	10,238	15,522		14,641		3,291		77,146
5 Delaware.....	3,815		1,023		7,347	†3,483	3,864		16,049
6 Florida.....			367		8,543	2,739	5,437		14,347
7 Georgia.....			11,590		51,889	†9,003	42,886		106,365
8 Illinois.....	172,161	5,629	160,215		2,404		3,913		338,693
9 Indiana.....	139,033	5,923	115,509		12,295		5,306		272,143
10 Iowa.....	70,409	12,487	55,111		1,048		1,763		128,331
11 Kentucky.....	1,364		25,651		53,143		66,058	‡12,915	146,216
12 Louisiana.....			7,625		22,681	†2,477	20,204		50,510
13 Maine.....	62,811	27,704	26,693		6,368		2,046		97,918
14 Maryland.....	2,294		5,966		42,482	†722	41,760		92,502
15 Mass.....	106,533	43,891	34,372		5,939		22,331		169,175
16 Michigan.....	88,480	22,213	65,057		805		405		154,747
17 Minn'sota.....	22,069	9,339	11,920		748		62		34,799
18 Mississ'pi.....			3,283		40,797	12,474	25,040		69,120
19 Missouri.....	17,028		58,801	†429	31,317		58,372		165,518
20 N. Hamp.....	37,519	9,085	25,831		2,112		441		65,953
21 N. Jersey.....	58,324		62,801	4,477					121,125
22 New York.....	362,646	50,136	312,510						675,156
23 N. Carol'a.....			2,701		48,339	648	44,990		96,030
24 Ohio.....	231,610	20,779	187,232		11,405		12,194		442,441
25 Oregon.....	5,270	*1,319	3,951		3,006		183		12,410
26 Penn.....	268,030	59,618	16,765		178,871		12,776		476,442
27 R. Island.....	12,244	4,537	7,707						19,951
28 S. Carol'a Electors chosen by the Legislature.....									
29 Tenness'c.....			11,350		64,709		69,274	†4,565	145,333
30 Texas.....					47,548	32,110	15,438		62,986
31 Vermont.....	33,808	24,772	6,849		1,969		218		42,844
32 Virginia.....	1,929		16,290		74,323		74,681	‡358	167,223
33 Wisconsin.....	86,110	20,040	65,021		888		161		152,180
Total.....	1,866,352	326,391	1,375,157	4,477	847,514	58,737	587,830		4,676,853
Lincoln's Plurality.....		*491,195							

* Plurality over Douglas. † Plurality over Bell. ‡ Plurality over Breckinridge.

[HISTORY OF CONVENTIONS—Continued from page 267.]

The candidates accepted the nomination, and received the electoral vote of Vermont only.

There was no open opposition in the Democratic Party to the nomination of Gen. Jackson for a second term in 1832, but the party was not so well satisfied with Mr. Calhoun, the Vice-President, so a convention was called to meet at Baltimore, in May, 1832, to nominate a candidate for the second office.

Mr. Van Buren received more than two thirds of all the votes cast, and was declared nominated.

The National Republicans met in convention at Baltimore, December 12th, 1831. Seventeen States and the District of Columbia were represented by 157 delegates, who cast a unanimous vote for Henry Clay of Kentucky, for President.

In May, 1835, a Democratic National Convention, representing twenty-one States, assembled at Baltimore. A rule was adopted, that two thirds of the whole number of votes should be necessary to make a nomination, or to decide any question connected therewith. On the first ballot for President, Mr. Van Buren was nominated unanimously, receiving 265 votes.

In 1835, Gen. William H. Harrison, of Ohio, was nominated for President, with

ELECTORAL VOTE OF 1860.

STATES.	PRESIDENT.				VICE-PRESIDENT.				Total.
	A. Lincoln, of Ill.	J. C. Breckinridge, of Ky.	John Bell, of Tenn.	S. A. Douglas, of Ill.	H. Hamlin, of Maine.	Joseph Lane, of Oregon.	Edward Everett, of Mass.	H. V. Johnson, of Ga.	
1 Alabama.....		9				9			9
2 Arkansas.....		4				4			4
3 California.....	4				4				4
4 Connecticut.....	6				6				6
5 Delaware.....		3				3			3
6 Florida.....		3				3			3
7 Georgia.....		10				10			10
8 Illinois.....	11				11				11
9 Indiana.....	13				13				13
10 Iowa.....	4				4				4
11 Kentucky.....			12				12		12
12 Louisiana.....		6				6			6
13 Maine.....	8				8				8
14 Maryland.....		8				8			8
15 Massachusetts.....	13				13				13
16 Michigan.....	6				6				6
17 Minnesota.....	4				4				4
18 Mississippi.....		7				7			7
19 Missouri.....				9				9	9
20 New Hampshire.....	5				5				5
21 New Jersey.....	4			3	4			3	7
22 New York.....	35				35				35
23 North Carolina.....		10				10			10
24 Ohio.....	23				23				23
25 Oregon.....	3				3				3
26 Pennsylvania.....	27				27				27
27 Rhode Island.....	4				4				4
28 South Carolina.....		8				8			8
29 Tennessee.....			12				12		12
30 Texas.....		4				4			4
31 Vermont.....	5				5				5
32 Virginia.....			15				15		15
33 Wisconsin.....	5				5				5
Total.....	180	72	39	12	180	72	39	12	303

Francis Granger for Vice-President, by a Whig State Convention at Harrisburg, Pa. Gen. Harrison also received nominations in Maryland, New York, Ohio, and other States.

A Whig National Convention, representing twenty-one States, met at Harrisburg, Pa., December 4th, 1839. James Barbour, of Virginia, presided, and the result of the first ballot was the nomination of Gen. William H. Harrison, of Ohio, who received 148 votes, to 90 for Henry Clay, and 16 for Gen. Winfield Scott. John Tyler, of Virginia, was unanimously nominated as the Whig candidate for Vice-President.

A Convention of Abolitionists was held at Warsaw, N. Y., on the 13th of November, 1839, and nominated for President James G. Birney, of New York, and for Vice-President, Francis J. Lemoyne, of Pennsylvania. These gentlemen declined the nomination. Nevertheless, they received a total of 7609 votes, in various Free States.

A Democratic National Convention met at Baltimore, May 5th, 1840, to nominate candidates for President and Vice-President. The Convention then unanimously nominated Mr. Van Buren for re-election as President.

A Whig National Convention assembled in Baltimore on the 1st of May, 1844, in

POPULAR VOTE OF 1864.

STATES.	Abraham Lincoln, Republican.		Geo. B. McClellan, Democratic		Total Vote.
	Vote.	Majority.	Vote.	Majority.	
1 Alabama*					
2 Arkansas*					
3 California	62,134	18,293	43,841		105,975
4 Connecticut	44,691	2,406	42,285		86,976
5 Delaware	8,155		8,767	612	16,922
6 Florida*					
7 Georgia*					
8 Illinois	189,496	30,766	158,730		348,226
9 Indiana	150,422	20,189	130,233		280,655
10 Iowa	89,075	39,479	49,596		138,671
11 Kansas	16,441	12,750	3,691		20,132
12 Kentucky	27,786		64,301	36,515	92,087
13 Louisiana*					
14 Maine	61,803	17,592	44,211		106,014
15 Maryland	40,153	7,414	32,739		72,892
16 Massachusetts	126,742	77,997	48,745		175,487
17 Michigan	91,521	16,917	74,604		166,125
18 Minnesota	25,060	7,685	17,375		42,435
19 Mississippi*					
20 Missouri	72,750	41,072	31,678		104,428
21 Nevada	9,826	3,232	6,594		16,420
22 New Hampshire	36,400	3,529	32,871		69,271
23 New Jersey	60,723		68,024	7,301	128,747
24 New York	368,735	6,749	361,986		730,721
25 North Carolina*					
26 Ohio	265,154	59,586	205,568		470,722
27 Oregon	9,888	1,431	8,457		18,345
28 Pennsylvania	296,391	20,075	276,316		572,707
29 Rhode Island	13,692	5,222	8,470		22,162
30 South Carolina*					
31 Tennessee*					
32 Texas*					
33 Vermont	42,419	29,098	13,321		55,740
34 Virginia*					
35 West Virginia	23,152	12,714	10,438		33,590
36 Wisconsin	83,458	17,574	65,884		149,342
Total	2,216,067	451,770	1,808,725	44,428	4,024,792
Lincoln's Majority		407,342			

The eleven States marked thus (*) did not vote.

which every State in the Union was represented, and Mr. Clay was nominated for President by acclamation.

A Democratic National Convention assembled at Baltimore on the 27th May, 1844, adopted the two-thirds rule, and, after a stormy session of three days, James K. Polk, of Tennessee, was nominated for President, and Silas Wright, of New York, for Vice-President. Mr. Wright declined the nomination, and George M. Dallas, of Pennsylvania, was selected.

The Liberty Party National Convention met at Buffalo on the 30th of August, 1848. James G. Birney, of Michigan, was unanimously nominated for President, with Thomas Morris, of Ohio, for Vice-President.

A Whig National Convention met at Philadelphia on the 7th of June, 1848. After a rather stormy session of three days, Gen. Zachary Taylor, of Louisiana, was nominated for President, and Millard Fillmore, of New York, for Vice-President.

The Democratic National Convention for 1848 assembled in Baltimore on the 22d of May. The two-thirds rule was adopted, and Gen. Lewis Cass was nominated for President on the fourth ballot.

ELECTORAL VOTE OF 1864.

STATES.	PRESIDENT.			V.-PRESIDENT.			Total.	STATES.	PRESIDENT.			V.-PRESIDENT.			Total.
	A. Lincoln, of Ill.	G. B. McClellan, of N. J.		A. Johnson, of Tenn.	G. H. Pendleton, of O.				A. Lincoln, of Ill.	G. B. McClellan, of N. J.		A. Johnson, of Tenn.	G. H. Pendleton, of O.		
		Vacancies.			Vacancies.					Vacancies.					
1 Alabama.....			8			8	8	20 Missouri.....	11			11			11
2 Arkansas.....			5			5	5	21 Nevada.....	2		1	2		1	3
3 California.....	5			5			5	22 New Hampshire	5			5			5
4 Connecticut...	6			6			6	23 New Jersey.....							7
5 Delaware.....		3			3		3	24 New York.....	33			33			33
6 Florida.....			3			3	3	25 North Carolina.			9			9	9
7 Georgia.....			9			9	9	26 Ohio.....	21			21			21
8 Illinois.....	16			16			16	27 Oregon.....	3			3			3
9 Indiana.....	13			13			13	28 Pennsylvania...	26			26			26
10 Iowa.....	8			8			8	29 Rhode Island...	4			4			4
11 Kansas.....	3			3			3	30 South Carolina..			6			6	6
12 Kentucky.....		11			11		11	31 Tennessee.....			10			10	10
13 Louisiana.....			7			7	7	32 Texas.....			6			6	6
14 Maine.....	7			7			7	33 Vermont.....	5			5			5
15 Maryland.....	7			7			7	34 Virginia.....		10				10	10
16 Massachusetts.	12			12			12	35 West Virginia...	5			5			5
17 Michigan.....	8			8			8	36 Wisconsin.....	8			8			8
18 Minnesota.....	4			4			4								
19 Mississippi....			7			7	7	Total.....	212	21	81	212	21	81	314

On the 9th of August, 1848, a Free Democratic or Free Soil Convention was held at Buffalo, which was attended by delegates from seventeen States. Charles Francis Adams, of Massachusetts, presided, and the Convention nominated Messrs. Van Buren and Adams as candidates for President and Vice-President.

The Whig National Convention of 1852 assembled at Baltimore on the 16th of June, and after an exciting session of six days, nominated Gen. Winfield Scott as President, on the fifty-third ballot.

The Democratic Convention of 1852 assembled at Baltimore on the 1st of June, and the two-thirds rule was adopted. Gen. Franklin Pierce, of New Hampshire, was nominated for President, on the forty-ninth ballot.

The Free Soil Democracy held a National Convention at Pittsburg, on the 11th August, 1852, Henry Wilson, of Mass., presiding. All the Free States were represented, with Delaware, Virginia, Kentucky, and Maryland. John P. Hale, of N. H., was nominated for President, with Geo. W. Julian, of Indiana for Vice-President.

The Republican National Convention of 1856 met at Philadelphia on the 17th of June. Col. John C. Fremont was unanimously nominated, having received 359 votes on the first ballot against 196 for John McLean.

On February 23d, 1856, the American National Nominating Convention organized at Philadelphia, with 227 delegates in attendance. Millard Fillmore was declared to be the nominee, with Andrew Jackson Donelson, of Tenn., for Vice-President. The Democratic National Convention of 1856 met at Cincinnati on the 2d of June, and nominated James Buchanan on the seventeenth ballot. John C. Breckinridge, of Ky., was unanimously nominated for Vice-President.

A Republican National Convention assembled at Chicago on May 16th, 1860, delegates being in attendance from all the Free States, as also from Delaware, Maryland, Virginia, Kentucky, and Missouri. Abraham Lincoln was nominated for the Presidency on the third ballot, receiving 354 out of 466 votes; his principal competitors being William H. Seward, Salmon P. Chase, and Edward Bates.

POPULAR VOTE OF 1868.

STATES.	Ulysses S. Grant, Republican.		Horatio Seymour, Democratic.		Total Vote.
	Vote.	Majority.	Vote.	Majority.	
1 Alabama.....	76,366	4,278	72,088	148,454
2 Arkansas.....	22,112	3,034	19,078	41,190
3 California.....	54,583	506	54,077	108,660
4 Connecticut.....	50,995	3,043	47,952	98,947
5 Delaware.....	7,623	10,980	3,357	18,603
6 Florida.....	Electors	chosen by	the Legis-	lature.
7 Georgia.....	57,134	102,722	45,588	159,856
8 Illinois.....	250,303	51,160	199,143	449,446
9 Indiana.....	176,548	9,568	166,980	343,528
10 Iowa.....	120,399	46,359	74,040	194,439
11 Kansas.....	31,048	17,058	13,990	45,038
12 Kentucky.....	39,566	115,890	76,324	155,456
13 Louisiana.....	33,263	80,225	46,962	113,488
14 Maine.....	70,493	28,033	42,460	112,953
15 Maryland.....	30,438	62,357	31,919	92,795
16 Massachusetts...	136,477	77,069	59,408	195,885
17 Michigan.....	128,550	31,481	97,069	225,619
18 Minnesota.....	43,545	15,470	28,075	71,620
19 Mississippi*.....
20 Missouri.....	86,860	21,232	65,628	152,488
21 Nebraska.....	9,729	4,290	5,439	15,168
22 Nevada.....	6,480	1,262	5,218	11,698
23 New Hampshire..	38,191	6,967	31,224	69,415
24 New Jersey.....	80,131	83,001	2,870	163,132
25 New York.....	419,883	429,883	10,000	849,766
26 North Carolina...	96,769	12,168	84,601	181,370
27 Ohio.....	280,223	41,617	238,606	518,829
28 Oregon.....	10,961	11,125	164	22,086
29 Pennsylvania.....	342,280	28,898	313,382	655,662
30 Rhode Island....	12,993	6,445	6,548	19,541
31 South Carolina...	62,301	17,064	45,237	107,538
32 Tennessee.....	56,628	30,499	26,129	82,757
33 Texas*.....
34 Vermont.....	44,167	32,122	12,045	56,212
35 Virginia*.....
36 West Virginia....	29,175	8,869	20,306	49,481
37 Wisconsin.....	108,857	24,150	84,707	193,564
Total.....	3,015,071	522,642	2,709,613	217,184	5,724,684
Grant's Majority.....	305,458

A Democratic National Convention assembled at Charleston, S. C., on the 23d of April, 1860, with full delegations present from every State. Dissensions arising, chiefly out of the question of slavery in the Territories, too great to be reconciled, the delegations from seven Southern States withdrew, and the convention adjourned, after fifty-seven ineffectual ballots for a candidate, to meet at Baltimore, June 18th. Here Stephen A. Douglas was nominated for President, and B. Fitzpatrick for Vice-President. The latter declined, and H. V. Johnson was substituted by the National Committee. The Convention of Seceders nominated John C. Breckinridge and Joseph Lane.

A "Constitutional Union" Convention from twenty States met at Baltimore, May 9th, 1860, and nominated John Bell and Edward Everett for the Presidency and Vice-Presidency.

1864.

The REPUBLICAN National Convention met at Baltimore, June 7th. The re-nomination, for President, of Abraham Lincoln, of Illinois, was made unanimous, he having received the votes of all the States except Missouri, cast for Gen. Grant.

ELECTORAL VOTE OF 1868.

STATES.	PRESIDENT.			V.-PRESIDENT.			Total.	STATES.	PRESIDENT.			V.-PRESIDENT.			Total.
	U. S. Grant, of Ill.	H. Seymour, of N. Y.	Vacancies.	S. Colfax, of Ind.	F. P. Blair, of Mo.	Vacancies.			U. S. Grant, of Ill.	H. Seymour, of N. Y.	Vacancies.	S. Colfax, of Ind.	F. P. Blair, of Mo.	Vacancies.	
1 Alabama.....	8	8	8	20 Missouri.....	11	11
2 Arkansas.....	5	5	5	21 Nebraska.....	3	3	3
3 California.....	5	5	5	22 Nevada.....	3	3	3
4 Connecticut....	6	6	6	23 New Hampshire.	5	5	5
5 Delaware.....	..	3	3	..	3	24 New Jersey.....	..	7	7	..	7
6 Florida.....	3	3	3	25 New York.....	..	33	33	..	33
7 Georgia.....	..	9	9	..	9	26 North Carolina.	9	9	9
8 Illinois.....	16	16	16	27 Ohio.....	21	21	21
9 Indiana.....	13	13	13	28 Oregon.....	..	3	3	..	3
10 Iowa.....	8	8	8	29 Pennsylvania...	26	26	26
11 Kansas.....	3	3	3	30 Rhode Island...	4	4	4
12 Kentucky.....	..	11	11	..	11	31 South Carolina..	6	6	6
13 Louisiana.....	..	7	7	..	7	32 Tennessee.....	10	10	10
14 Maine.....	7	7	7	33 Texas.....	..	6	6	..	6
15 Maryland.....	..	7	7	..	7	34 Vermont.....	5	5	5
16 Massachusetts.	12	12	12	35 Virginia.....	..	10	10	..	10
17 Michigan.....	8	8	8	36 West Virginia...	5	5	5
18 Minnesota.....	4	4	4	37 Wisconsin.....	8	8	8
19 Mississippi.....	7	7	7	Total.....	214	80	23	214	80	23	317

For Vice-President, Andrew Johnson, of Tennessee, was nominated on the second ballot, his principal competitors being D. S. Dickinson and H. Hamlin.

The DEMOCRATIC National Convention met at Chicago, Ill., August 29th. Nominations—President, George B. McClellan, of New Jersey; Vice-President, George H. Pendleton, of Ohio.

1868.

The REPUBLICAN National Convention met at Chicago, Ill., May 20th. Nominations—President, Ulysses S. Grant, of Illinois; Vice-President, Schuyler Colfax, of Indiana.

The DEMOCRATIC National Convention met at New York, July 4th. Nominations—President, Horatio Seymour, of New York; Vice-President, Francis P. Blair, Jr., of Missouri.

1872.

The LIBERAL REPUBLICAN Convention met at Cincinnati, Ohio, May 1st. Nominations—President, Horace Greeley, of New York, on the sixth ballot, by 482 votes, against 187 for David Davis, of Illinois; Vice-President, B. Gratz Brown, of Missouri, on the second ballot.

The REPUBLICAN National Convention met at Philadelphia, Pa., June 5th. Nominations—President, Ulysses S. Grant, on the first ballot, unanimously; Vice-President, Henry Wilson, of Massachusetts, receiving 364½ votes against 321½ for Schuyler Colfax.

The DEMOCRATIC National Convention met at Baltimore, Md., July 9th. Nominations—President, Horace Greeley, on the first ballot, receiving 686 votes to 38 scattering; Vice-President, B. Gratz Brown, who received 713 votes.

The DEMOCRATIC ("Straight Out") Convention met at Louisville, Ky., September 3d. Nominations—President, Charles O'Connor, of New York; Vice-President, John Q. Adams, of Massachusetts. The nominations were declined.

POPULAR VOTE OF 1872.

STATES.	U. S. Grant, Republican.		H. Greeley, Dem. & Lib. Rep.		O'Co- nor, Dem.	Black, Tempe- rance.	Total Vote.
	Vote.	Maj.	Vote.	Maj.	Vote.	Vote.	
1 Alabama....	90,272	10,828	79,444	169,716
2 Arkansas....	41,373	3,446	37,927	79,300
3 California...	54,020	12,234	40,718	1,068	95,806
4 Connecticut.	50,638	4,348	45,880	204	206	96,928
5 Delaware....	11,115	422	10,206	487	21,808
6 Florida	17,763	2,336	15,427	33,190
7 Georgia.....	62,550	76,356	9,806	4,000	142,906
8 Illinois.....	241,944	53,948	184,938	3,058	429,940
9 Indiana.....	186,147	21,098	163,632	1,417	351,196
10 Iowa.....	131,566	58,149	71,196	2,221	204,983
11 Kansas.....	67,048	33,482	32,970	596	100,614
12 Kentucky ...	88,766	99,995	8,855	2,374	191,135
13 Louisiana...	71,663	14,634	57,029	128,692
14 Maine.....	61,422	32,335	29,087	90,509
15 Maryland ...	66,760	67,687	908	19	134,466
16 Massachu'ts.	133,472	74,212	59,260	192,732
17 Michigan....	138,455	55,968	78,355	2,861	1,271	220,942
18 Minnesota...	55,117	20,694	34,423	89,540
19 Mississippi..	82,175	34,887	47,288	129,463
20 Missouri....	119,196	151,434	29,809	2,429	273,059
21 Nebraska....	18,329	10,517	7,812	26,141
22 Nevada.....	8,413	2,177	6,236	14,649
23 N.Hampsh'e	37,168	5,444	31,424	100	200	68,892
24 New Jersey.	91,656	14,570	76,456	630	168,742
25 New York ..	440,736	51,800	387,281	1,454	201	829,672
26 N. Carolina.	94,769	24,675	70,094	164,863
27 Ohio	281,852	34,268	244,321	1,163	2,100	529,436
28 Oregon.....	11,819	3,517	7,730	572	20,121
29 Pennsylv'ia.	349,589	135,918	212,041	1,630	563,260
30 Rhode Isl'd..	13,665	8,336	5,329	18,994
31 S. Carolina..	72,290	49,400	22,703	187	95,180
32 Tennessee..	85,655	94,391	8,736	180,046
33 Texas.....	47,406	66,500	16,595	2,499	116,405
34 Vermont	41,481	29,961	10,927	593	53,001
35 Virginia....	93,468	1,772	91,654	42	185,164
36 W. Virginia.	32,315	2,264	29,451	600	62,366
37 Wisconsin ..	104,997	17,686	86,477	834	192,308
Total.....	3,597,070	825,326	2,834,079	74,709	29,408	5,608	6,466,165
Grant's Majority.....		727,975					

1876.

The REPUBLICAN National Convention met at Cincinnati, Ohio, June 14th. Nominations—President, Rutherford B. Hayes, of Ohio, on the seventh ballot, receiving 384 votes, to 351 for J. G. Blaine, and 21 for B. H. Bristow; Vice-President, William A. Wheeler, of New York.

The DEMOCRATIC National Convention met at St. Louis, Mo., June 27th. Nominations—President, Samuel J. Tilden, of New York, on the second ballot, receiving 535 votes, against 85 for Hendricks, 54 for Wm. Allen, 58 for W. S. Hancock, and 6 scattering; Vice-President, Thomas A. Hendricks, of Indiana.

A "National GREENBACK Convention," composed of men opposed to specie resumption and in favor of national paper money to take the place of bank issues, met at Indianapolis, May 17th, with nineteen States represented. Peter Cooper, of New York, and Samuel F. Cary, of Ohio, were nominated for President and Vice-President.

A "PROHIBITION Reform Party" Convention met at Cleveland, May 17th, and nominated Green Clay Smith, of Kentucky, and R. T. Stewart, of Ohio.

ELECTORAL VOTE OF 1872.

STATES.	PRESIDENT.						VICE-PRESIDENT.								Total.		
	Ulysses S. Grant, of Ill.	T. A. Hendricks, of Ind.	B. Gratz Brown, of Mo.	C. J. Jenkins, of Ga.	D. Davis, of Illinois.	Not Counted.	H. Wilson, of Mass.	B. G. Brown, of Mo.	G. W. Julian, of Ind.	A. H. Colquitt, of Ga.	J. M. Palmer, of Illinois.	T. E. Bramlette, of Ky.	W. S. Groesbeck, of Ohio.	W. B. Machen, of Ky.		N. P. Banks, of Mass.	Not Counted.
1 Alabama.....	10						10										10
2 Arkansas.....						6										6	6
3 California.....	6						6										6
4 Connecticut.....	6						6										6
5 Delaware.....	3						3										3
6 Florida.....	4						4										4
7 Georgia.....			6	2		3		5		5					1		11
8 Illinois.....	21						21										21
9 Indiana.....	15						15										15
10 Iowa.....	11						11										11
11 Kansas.....	5						5										5
12 Kentucky.....		8	4					8				3		1			12
13 Louisiana.....						8										8	8
14 Maine.....	7						7										7
15 Maryland.....		8						8									8
16 Massachusetts.....	13						13										13
17 Michigan.....	11						11										11
18 Minnesota.....	5						5										5
19 Mississippi.....	8						8										8
20 Missouri.....		6	8		1			6	5		3		1				15
21 Nebraska.....	3						3										3
22 Nevada.....	3						3										3
23 New Hampshire.....	5						5										5
24 New Jersey.....	9						9										9
25 New York.....	35						35										35
26 North Carolina.....	10						10										10
27 Ohio.....	22						22										22
28 Oregon.....	3						3										3
29 Pennsylvania.....	29						29										29
30 Rhode Island.....	4						4										4
31 South Carolina.....	7						7										7
32 Tennessee.....		12						12									12
33 Texas.....		8						8									8
34 Vermont.....	5						5										5
35 Virginia.....	11						11										11
36 West Virginia.....	5						5										5
37 Wisconsin.....	10						10										10
Total.....	286	42	18	2	1	17	286	47	5	5	3	3	1	1	1	14	366

POPULAR VOTE OF 1876.

STATES.	S. J. Tilden, Democratic.		R. B. Hayes, Republican.		Peter Cooper, Greenback.	G. C. Smith, Temperance.	*Scattering.	Total Vote.
	Vote.	Maj.	Vote.	Maj.				
1 Alabama.....	102,002	33,772	68,230	170,232
2 Arkansas.....	58,071	19,113	38,669	289	97,029
3 California.....	76,465	79,269	2,738	47	19	155,800
4 Colorado.....	Electors	chosen	by Legis-	lature.
5 Connecticut...	61,934	1,712	59,034	774	378	36	122,156
6 Delaware.....	13,381	2,629	10,752	24,133
7 Florida†.....	22,923	23,849	926	46,772
8 Georgia.....	130,088	79,642	50,446	180,534
9 Illinois.....	258,601	278,232	1,971	17,233	141	286	554,493
10 Indiana.....	213,526	§5,515	208,011	9,533	431,070
11 Iowa.....	112,099	171,327	50,191	9,001	36	292,463
12 Kansas.....	37,902	78,322	32,511	7,776	110	23	124,133
13 Kentucky.....	159,690	59,772	97,156	1,944	818	259,608
14 Louisiana‡....	70,508	75,135	4,627	145,643
15 Maine.....	49,823	66,300	15,814	663	116,786
16 Maryland.....	91,780	19,756	71,981	33	10	163,804
17 Massachusetts.	108,777	150,063	40,423	779	84	259,703
18 Michigan.....	141,095	166,534	15,542	9,060	766	71	317,526
19 Minnesota.....	48,799	72,962	21,780	2,311	72	124,144
20 Mississippi....	112,173	59,568	52,605	164,778
21 Missouri.....	203,077	54,389	145,029	3,498	64	97	351,765
22 Nebraska.....	17,554	31,916	10,326	2,320	1,599	117	53,506
23 Nevada.....	9,308	10,383	1,075	19,691
24 N. Hampshire.	38,509	41,539	2,954	76	80,124
25 New Jersey...	115,962	11,690	103,517	712	43	220,234
26 New York....	521,949	26,568	489,207	1,987	2,359	1,828	1,017,330
27 North Carolina	125,427	17,010	108,417	233,844
28 Ohio.....	323,182	330,698	2,747	3,057	1,636	76	658,649
29 Oregon.....	14,149	15,206	547	510	29,865
30 Pennsylvania..	366,158	384,122	9,375	7,187	1,319	83	758,869
31 Rhode Island .	10,712	15,787	4,947	68	60	26,627
32 South Carolina	90,906	91,870	964	182,776
33 Tennessee.....	133,166	43,600	89,566	222,732
34 Texas.....	104,755	59,955	44,800	149,555
35 Vermont.....	20,254	44,092	23,838	64,346
36 Virginia.....	139,670	44,112	95,558	235,228
37 West Virginia.	56,455	12,384	42,698	1,373	100,526
38 Wisconsin....	123,927	130,668	5,205	1,509	27	256,131
Total.....	4,284,757	545,672	4,033,950	248,501	81,740	9,522	2,636	8,412,605
Tilden's Majority.....	156,909

* Scattering, includes the votes of the anti-Masonic and American Alliance tickets.

† Returning Board's count, Nov. 28, 1876. A majority of 94 to 1197 was claimed for Tilden by the Democrats, and the opinion of the Supreme Court of Florida gave Tilden 94 majority.

‡ Returning Board's count. The figures on the face of the returns, when opened by the Board, are claimed to have been: Tilden, 82,326; Hayes, 77,023. Tilden's majority, 5303.

§ Plurality over Hayes.

ELECTORAL VOTE OF 1876.

STATES.	PRESI- DENT.		VICE- PRESI- DENT.		Total.	STATES.	PRESI- DENT.		VICE- PRESI- DENT.		Total.
	R. B. Hayes, of Ohio.	S. J. Tilden, of N. Y.	W. A. Wheeler, of N. Y.	T. A. Hendricks, of Ind.			R. B. Hayes, of Ohio.	S. J. Tilden, of N. Y.	W. A. Wheeler, of N. Y.	T. A. Hendricks, of Ind.	
1 Alabama	10	10	10	10	10	21 Missouri	15	15	15	15	
2 Arkansas	6	6	6	6	6	22 Nebraska	3	3	3	3	
3 California	6	6	6	6	6	23 Nevada	3	3	3	3	
4 Colorado	3	3	3	3	3	24 N. Hampshire.	5	5	5	5	
5 Connecticut...	6	6	6	6	6	25 New Jersey...	9	9	9	9	
6 Delaware	3	3	3	3	3	26 New York	35	35	35	35	
7 Florida*	4	4	4	4	4	27 N. Carolina...	10	10	10	10	
8 Georgia	11	11	11	11	11	28 Ohio	22	22	22	22	
9 Illinois	21	21	21	21	21	29 Oregon*	3	3	3	3	
10 Indiana	15	15	15	15	15	30 Pennsylvania.	29	29	29	29	
11 Iowa	11	11	11	11	11	31 Rhode Island.	4	4	4	4	
12 Kansas	5	5	5	5	5	32 S. Carolina*..	7	7	7	7	
13 Kentucky	12	12	12	12	12	33 Tennessee....	12	12	12	12	
14 Louisiana*....	8	8	8	8	8	34 Texas	8	8	8	8	
15 Maine.....	7	7	7	7	7	35 Vermont.....	5	5	5	5	
16 Maryland.....	8	8	8	8	8	36 Virginia.....	11	11	11	11	
17 Massachusetts.	13	13	13	13	13	37 West Virginia	5	5	5	5	
18 Michigan	11	11	11	11	11	38 Wisconsin....	10	10	10	10	
19 Minnesota	5	5	5	5	5						
20 Mississippi ...	8	8	8	8	8	Total	185	184	185	184	369

* From Florida two sets of certificates were received ; from Louisiana, three ; from Oregon, two ; and from South Carolina, two. They were referred to an Electoral Commission, formed under the provisions of the Compromise Bill, approved January 29th, 1877 ; the Commission decided in favor of counting the Electoral Vote, as returned in the table.

Number of Counties in each State and Territory in 1878.

UNITED STATES.		UNITED STATES.		UNITED STATES.	
1 Alabama	67	19 Minnesota	71	37 West Virginia.....	54
2 Arkansas	74	20 Mississippi.....	75	38 Wisconsin.....	60
3 California.....	52	21 Missouri.....	115	Total Counties..	2299
4 Colorado	30	22 Nebraska.....	62	TERRITORIES.	
5 Connecticut	8	23 Nevada	14	1 Arizona	6
6 Delaware	3	24 New Hampshire...	10	2 Dakota	34
7 Florida	39	25 New Jersey.....	21	3 Idaho	10
8 Georgia.....	137	26 New York.....	60	4 Montana	10
9 Illinois	102	27 North Carolina....	94	5 New Mexico.....	12
10 Indiana	92	28 Ohio	88	6 Utah.....	20
11 Iowa	99	29 Oregon	23	7 Washington.....	24
12 Kansas.....	76	30 Pennsylvania.....	67	8 Wyoming.....	5
13 Kentucky.....	117	31 Rhode Island.....	5	Total	121
14 Louisiana	58	32 South Carolina....	33		
15 Maine.....	16	33 Tennessee.....	94		
16 Maryland.....	23	34 Texas	151		
17 Massachusetts.....	14	35 Vermont.....	14		
18 Michigan	76	36 Virginia.....	105		

LEADING AGRICULTURAL CROPS IN EUROPE.

COUNTRIES.	Date of Statistics.	Total Area.	Land under Tillage.	WHEAT.	RYE.	BARLEY.	OATS.	POTATOES.	Average yield of Wheat per acre.
		<i>Acres.</i>	<i>Acres.</i>	<i>Bushels.</i>	<i>Bushels.</i>	<i>Bushels.</i>	<i>Bushels.</i>	<i>Bushels.</i>	<i>Bu.</i>
1. Austria.....	1871	74,180,173	22,273,312	35,945,699	74,407,428	46,234,017	91,486,937	178,486,626	15.6
2. Baden.....	1873	3,774,358	1,498,969	4,347,248	1,263,478	3,343,164	3,188,777	20,433,600	16.9
3. Bavaria.....	1873	19,360,648	7,666,407	21,626,587	24,550,562	17,501,814	25,897,914	59,778,270	29.2
4. Belgium.....	1873	7,278,872	3,926,704	24,682,369	13,367,392	3,565,090	21,777,248	60,803,441	27.9
5. Denmark.....	1871	9,448,691	3,434,925	27,564,583	14,625,690	19.5
6. Finland.....	1870	93,371,255	1,931,659	53,922	9,024,840	4,994,880	4,852,980	7,095,000	17.8
7. France.....	1873	130,733,581	64,984,190	237,998,066	58,971,844	53,163,763	192,677,482	374,216,236	17.1
8. Great Britain.....	1873	57,623,333	18,317,276	104,512,354	1,779,426	91,513,013	123,248,640	86,293,261	29.9
9. Ireland.....	1873	20,811,357	5,283,923	3,871,032	178,510	8,385,154	57,058,502	124,509,304	23
10. Greece.....	1867	11,766,143	5,102,894	123,009	2,059,506	200,023	18,390	13.5
11. Hesse-Darmstadt.....	1873	2,072,512	1,043,620	278,138	2,259,660	3,179,908	2,729,146	15,251,505	39.0
12. Holland.....	1873	8,123,200	2,437,033	5,238,650	8,137,443	4,699,546	11,116,821	53,309,455	24.8
13. Hungary.....	1873	80,027,559	27,966,121	107,381,080	8,740,887	13,321,218	41,374,609	126,520,764	12.6
14. Italy.....	64,080,565	29,696,724
15. Norway.....	1873	78,663,021	1,570,631	9,633,196	18,847,584	23.3
16. Portugal.....	1865	22,508,508	4,551,400	5,684,696	6,240,450	1,985,663	568,449	3,785,041	13.2
17. Prussia.....	1867	85,788,437	73,731,406	173,485,733	86,742,609	227,434,922	569,720,471	17.6
18. Roumania.....	1873	29,893,638	8,656,770	8,449,464	380,292	13.8
19. Russia.....	1870	1,268,890,822
20. Saxe-Altenburg.....	1873	326,558	190,579	221,714,919	616,954,569	124,255,047	590,746,010	326,906,518
21. Saxe-Weimar.....	1873	880,700	498,665	425,019	1,175,846	886,818	1,903,390	2,671,353	28.7
22. Saxony.....	1873	3,701,070	1,863,328	792,611	1,757,136	1,989,665	2,538,874	5,261,894	17.2
23. Servia.....	1868	10,762,876	3,969,845	41,304,494	27
24. Spain.....	1857	125,223,666	4,086,720	510,840	3,065,040	510,840	6,356,016	16.1
25. Sweden.....	1872	110,629,417	6,257,567	117,563,372	25,511,775	58,471,962	44,704,176
26. Switzerland.....	1868	10,234,802	2,455,429	15,985,926	12,574,379	31,945,516
27. Turkey.....	1868	80,957,183	2,145,528	8,684,680	1,430,352	5,212,736
28. Württemberg.....	1873	4,803,571	2,093,593	40,867,200	10,216,800	25,542,000	3,065,040	19,850,584	16.6
United States.....	1877	2,184,000,000	200,000,000	364,194,186	21,170,100	34,441,400	406,594,000	170,092,000	13.5

NUMBER OF PRINCIPAL OFFICERS FROM EACH STATE,
From the Beginning of the Government in 1789 to 1879.

STATES.	PRESIDENTS.	VICE-PRESIDENTS.	SECRETARIES OF STATE.	SECRETARIES OF TREASURY.	SECRETARIES OF WAR.	SECRETARIES OF NAVY.	SECRETARIES OF INTERIOR.	POSTMASTERS-GENERAL.	ATTORNEYS-GENERAL.	SUPREME COURT JUSTICES.	PRES'TS <i>pro tem.</i> OF SENATE.	SPEAKERS OF HOUSE.	TOTAL.
1 Alabama.....		1								2	2		5
2 Arkansas.....													
3 California.....										1			1
4 Colorado.....													
5 Connecticut.....				1	1	2		4	1	1	3	1	14
6 Delaware.....			2	1					1				4
7 Florida.....													
8 Georgia.....			1	2	2			1	2	1	3	1	13
9 Illinois.....	2		1		1		1			1			6
10 Indiana.....		1		1		1	2	1			1	3	10
11 Iowa.....					2		1			1			4
12 Kansas.....													
13 Kentucky.....		2	1	3	1			4	3	3	2	3	23
14 Louisiana.....	1		1		1								3
15 Maine.....		1		2				1	1	1		1	7
16 Maryland.....			1	2	1	3		2	5	5	2		21
17 Massachusetts.....	2	3	3	3	4	5		1	4	3	2	4	34
18 Michigan.....			1		1		2				2		6
19 Minnesota.....													
20 Mississippi.....				1	1		1				1		4
21 Missouri.....							1		1		1		3
22 Nebraska.....													
23 Nevada.....													
24 New Hampshire.....	1			1		1				1	3		7
25 New Jersey.....						3				2	1	2	8
26 New York.....	2	6	5	3	5	2		2	3	5	1	1	35
27 North Carolina.....						4				2	3	1	10
28 Ohio.....	2			4	3		3	3	3	4	1		23
29 Oregon.....									1				1
30 Pennsylvania.....	1	1	3	7	6	2		2	4	4	3	3	36
31 Rhode Island.....											2		2
32 South Carolina.....		1	2		2	1			1	2	3	2	14
33 Tennessee.....	3	1		1	2			3	1	1	2	2	16
34 Texas.....											1		1
35 Vermont.....								1			2		3
36 Virginia.....	5	2	6		3	4	1		4	5	6	4	40
37 West Virginia.....													
38 Wisconsin.....								1			1		2
Total.....	19	19	27	32	36	28	12	26	35	45	48	28	355

OFFICERS OF THE SMITHSONIAN INSTITUTION.

Secretary—Spencer F. Baird.

Chief Clerk—William J. Rhees.

Executive Committee. { Peter Parker,
John Maclean,
Wm. T. Sherman.

REGENTS OF THE INSTITUTION.

Morrison R. Waite, Chief-Justice of the U. S.	James A. Garfield, member of the House.
T. W. Ferry, President of the Senate, <i>pro tem.</i>	John Maclean, Princeton, N. J.
H. Hamlin, member of the Senate.	Peter Parker, Washington, D. C.
R. E. Withers, member of the Senate.	Wm. T. Sherman, Washington, D. C.
A. A. Sargent, member of the Senate.	Asa Gray, Cambridge, Mass.
Hiester Clymer, member of the House.	Noah Porter, New Haven, Conn.
Alex. H. Stephens, member of the House.	Henry Coppée, Bethlehem, Pa.

Agricultural Crops of 1878 in the United States.

[Estimate by the Department of Agriculture.]

Wheat.....	425,000,000 bushels.	Potatoes.....	129,000,000 bushels.
Barley.....	42,000,000 "	Corn.....	1,746,325,000 "
Rye.....	26,000,000 "	Oats.....	410,000,000 "
Hay.....	37,955,300 tons.	Cotton.....	5,200,000 bales.

NUMBER OF ELECTORAL VOTES TO WHICH EACH STATE HAS BEEN ENTITLED AT EACH ELECTION, 1789-1876.

STATES.	1	2	3	4	5	6	7	8	9	10	11	12	13	14	15	16	17	18	19	20	21	22	23
	1789	1792	1796	1800	1804	1808	1812	1816	1820	1824	1828	1832	1836	1840	1844	1848	1852	1856	1860	1864	1868	1872	1876
Ala..									3	5	5	7	7	7	9	9	9	9	9	8	8	10	10
Ark..													3	3	3	3	4	4	4	5	5	6	6
Cal..																		4	4	4	5	5	6
Col..																							3
Conn.	7	9	9	9	9	9	9	9	9	8	8	8	8	8	6	6	6	6	6	6	6	6	6
Del..	3	3	3	3	3	3	4	4	4	3	3	3	3	3	3	3	3	3	3	3	3	4	4
Fla..																							
Ga...	5	4	4	4	6	6	8	8	8	9	9	11	11	11	10	10	10	10	10	9	9	11	11
Ill..									3	3	3	5	5	5	9	9	11	11	11	16	16	21	21
Ind..									3	3	5	5	9	9	9	12	12	13	13	13	13	15	15
Iowa.																4	4	4	4	8	8	11	11
Kan.																				3	3	5	5
Ky...		4	4	4	8	8	12	12	12	14	14	15	15	15	12	12	12	12	12	11	11	12	12
La...						3	3	9	9	9	9	10	10	10	6	6	6	6	6	7	7	8	8
Me...									9	9	9	10	10	10	9	9	8	8	8	8	7	7	7
Md...	8	10	10	10	11	11	11	11	11	11	11	10	10	10	8	8	8	8	8	8	7	8	8
Mass.	10	16	16	16	19	19	22	22	15	15	15	14	14	14	12	12	13	13	13	12	13	13	
Mich.													3	3	5	5	6	6	6	8	8	11	11
Minn.																				4	4	5	5
Miss..										3	3	3	4	4	4	7	7	9	9	9	11	15	15
Mo...																					3	3	3
Neb..																					3	3	3
Nev..																					3	3	3
N. H.	5	6	6	6	7	7	8	8	8	8	8	7	7	7	6	6	5	5	5	5	5	5	5
N. J..	6	7	7	7	8	8	8	8	8	8	8	8	8	8	7	7	7	7	7	7	7	9	9
N. Y..	8	12	12	12	19	19	29	29	29	36	36	42	42	42	36	36	35	35	35	33	33	35	35
N. C..	7	12	12	12	14	14	15	15	15	15	15	15	15	15	11	11	10	10	10	9	9	10	10
Ohio.					3	3	8	8	8	16	16	21	21	21	23	23	23	23	23	21	21	22	22
Or....																			3	3	3	3	3
Penn.	10	15	15	15	20	20	25	25	25	28	28	30	30	30	26	26	27	27	27	26	26	29	29
R. I..	3	4	4	4	4	4	4	4	4	4	4	4	4	4	4	4	4	4	4	4	4	4	4
S. C..	7	8	8	8	10	10	11	11	11	11	11	11	11	11	9	9	8	8	8	6	6	7	7
Tenn.			3	3	5	5	8	8	8	11	11	15	15	15	13	13	12	12	12	10	10	12	12
Tex..																	4	4	4	6	6	8	8
Vt...		4	4	4	6	6	8	8	8	7	7	7	7	7	6	6	5	5	5	5	5	5	5
Va...	12	21	21	21	24	24	25	25	25	24	24	23	23	23	17	17	15	15	15	10	10	11	11
W. Va																				5	5	5	5
Wis...																	4	5	5	5	8	10	10
Total.	91	135	138	138	176	176	218	221	235	261	261	288	294	294	275	290	296	296	303	314	317	366	369
No. of States	13	15	16	16	17	17	18	19	24	24	24	24	26	26	26	30	31	31	33	36	37	37	38

RATIO OF REPRESENTATION IN THE HOUSE OF REPRESENTATIVES.

From 1789 to 1792, according to Constitution.....	30,000
“ 1792 to 1803, based on 1st census, 1790.....	33,000
“ 1803 to 1812, “ 2d “ 1800.....	33,000
“ 1812 to 1823, “ 3d “ 1810.....	35,000
“ 1823 to 1832, “ 4th “ 1820.....	40,000
“ 1832 to 1843, “ 5th “ 1830.....	47,700
“ 1843 to 1852, “ 6th “ 1840.....	70,680
“ 1852 to 1863, “ 7th “ 1850.....	93,423
“ 1863 to 1872, “ 8th “ 1860.....	127,381
“ 1872 to “ 9th “ 1870.....	131,425

III.—PRESIDENTIAL ELECTIONS, BY STATES.

[Arrangement and percentages from The Statistician, San Francisco, 1877.]

ALABAMA.

NOTE.—The figures in left-hand column show the number of the election, from the first Presidential election in 1789 to the twenty-third in 1876.

Names indented denote unsuccessful candidates.

The table marked "Increase" shows the addition to the popular vote cast in each State since the next preceding Presidential election. In cases where the popular vote was decreased, the sign † is prefixed to the figures showing the falling off.

ELEC- TION.	CANDIDATES FOR PRESIDENT.	VOTE FOR CANDIDATES.				TOTAL VOTE.			
		Popular	Per cent Popular.	Major- ity.	Electoral	Popular.	Increase Popular	Per cent Increase	Electoral
9 1820	James Monroe.....				3				3
10 1824	John Q. Adams....	2,416	17.8			13,606			5
	Andrew Jackson..	9,443	69.4	5,280	5				
	Wm. H. Crawford	1,680	12.3						
	Henry Clay..	67	.5						
11 1828	Andrew Jackson...	17,138	89.8	15,200	5	19,076	5,470	40.2	5
	John Q. Adams..	1,938	10.2						
12 1832	Andrew Jackson... *				7				7
13 1836	Martin Van Buren..	19,068	54.9	3,431	7	34,705	15,629	81.9	7
	Hugh L. White...	15,637	45.1						
14 1840	Wm. H. Harrison...	23,471	45.6			62,462	27,757	80.0	7
	Martin Van Buren	33,991	54.4	5,520	7				
15 1844	James K. Polk.....	37,740	59.1	11,656	9	63,824	1,362	2.2	9
	Henry Clay.....	26,084	40.9						
16 1848	Zachary Taylor....	30,482	49.3			61,845	†1,979	†3.1	9
	Lewis Cass.....	31,363	50.7	881	9				
17 1852	Franklin Pierce....	26,881	64.1	11,843	9	41,919	†19,926	†32.2	9
	Winfield Scott...	15,038	35.9						
18 1856	James Buchanan...	46,739	62.1	18,187	9	75,291	33,372	79.6	9
	Millard Fillmore..	28,552	37.9						
19 1860	J. C. Breckinridge	48,831	54.1	7,355	9	90,307	15,016	20.0	9
	John Bell ..	27,825	30.8						
	S. A. Douglas....	13,651	15.1						
20 1864								
21 1868	Ulysses S. Grant....	76,366	51.4	4,278	8	148,454	58,147	64.4	8
	Horatio Seymour..	72,088	48.6						
22 1872	Ulysses S. Grant....	90,272	53.2	10,828	10	169,716	21,262	14.3	10
	Horace Greeley ..	79,444	46.8						
23 1876	Rutherford B. Hayes	68,230	40.1			170,232	516	.3	10
	Samuel J. Tilden..	102,002	59.9	33,772	10				

ARKANSAS.

13 1836	Martin Van Buren..	2,400	66.0	1,162	3	3,638			3
	Wm. H. Harrison..	1,238	34.0						
14 1840	Wm. H. Harrison...	5,160	46.0			11,209	7,571	208.1	3
	Martin Van Buren	6,049	54.0	889	3				
15 1844	James K. Polk.....	9,546	63.4	4,042	3	15,050	3,841	34.3	3
	Henry Clay	5,504	36.6						
16 1848	Zachary Taylor....	7,588	44.9			16,888	1,838	12.2	3
	Lewis Cass.....	9,300	55.1	1,712	3				
17 1852	Franklin Pierce....	12,173	62.2	4,769	4	19,577	2,689	15.9	4
	Winfield Scott....	7,404	37.8						
18 1856	James Buchanan...	21,910	67.0	11,123	4	32,697	13,120	67.0	4
	Millard Fillmore..	10,787	33.0						
19 1860	J. C. Breckinridge	28,732	53.1	3,411	4	54,053	21,356	65.3	4
	John Bell.....	20,094	37.2						
	S. A. Douglas.....	5,227	9.7						
20 1864								
21 1868	Ulysses S. Grant....	22,112	53.7	3,034	5	41,190	†12,863	†3.8	5
	Horatio Seymour..	19,078	46.3						
22 1872	Ulysses S. Grant....	41,373	52.2	3,446	6	79,300	33,110	92.5	6
	Horace Greeley ..	37,927	47.8						
23 1876	Rutherford B. Hayes	38,669	39.9			97,029	17,729	22.3	6
	Samuel J. Tilden..	58,071	59.8	19,113	6				
	Peter Cooper.....	239	.3						

* Unanimous.

† Decrease.

CALIFORNIA.

ELECTION.		CANDIDATES FOR PRESIDENT.	VOTE FOR CANDIDATES.				TOTAL VOTE.			
No.	Year.		Popular	Per cent Popular.	Majority.	Electoral	Popular.	Increase Popular.	Per cent Increase.	Electoral
17	1852	Franklin Pierce....	40,626	53.4	5,119	4	76,133	+20,896	+21.5	4
		Winfield Scott...	35,407	46.5				
18	1856	John P. Hale.....	100	.1	110,221	34,088	44.8	4
		James Buchanan...	53,365	48.4	*17,200	4				
		John C. Fremont.	20,691	18.8				
19	1860	Millard Fillmore..	36,165	32.8	118,840	8,619	7.8	4
		Abraham Lincoln..	39,173	33.0	*657	4				
		J. C. Breckinridge	34,334	28.9				
		John Bell.....	6,817	5.7				
20	1864	S. A. Douglas ...	38,516	32.4	105,975	+12,865	+10.8	5
		Abraham Lincoln..	62,134	58.6	18,293	5				
21	1868	Geo. B. McClellan	43,841	41.4	108,660	2,685	2.5	5
		Ulysses S. Grant...	54,583	50.2	506	5				
22	1872	Horatio Seymour.	54,077	49.8	95,806	+12,854	+11.8	6
		Ulysses S. Grant...	54,020	56.4	12,334	6				
		Horace Greeley..	40,718	42.5				
23	1876	Charles O'Connor..	1,068	1.1	155,800	59,994	62.6	6
		Rutherford B. Hayes	79,269	50.9	2,738	6				
		Samuel J. Tilden.	76,465	49.1				
		Peter Cooper.....	47				
		Scattering.....	19					

COLORADO.

23	1876	Rutherford B. Hayes	Legislature chose Electors.		3	3
----	------	---------------------	-----------------------------	--	---	-------	-------	-------	---

CONNECTICUT.

1	1789	George Washington	7	7
2	1792	George Washington	9	9
3	1796	John Adams.....	9	9
4	1800	John Adams.....	9	9
5	1804	C. C. Pinckney..	9	9
6	1808	C. C. Pinckney..	9	9
7	1812	De Witt Clinton..	9	9
8	1816	Rufus King....	9	9
9	1820	James Monroe.....	9	9
10	1824	John Q. Adams....	7,537	79.3	5,609	8	9,565	8
		Wm. H. Crawford.	1,978	20.7
11	1828	Andrew Jackson...	4,448	24.3	18,277	8,712	91.1	8
		John Q. Adams..	13,829	75.7	9,361	8
12	1832	Andrew Jackson...	11,269	38.8	29,024	10,747	58.9	8
		Henry Clay.....	17,755	61.2	6,486	8
13	1836	Martin Van Buren.	19,234	51.0	768	8	37,700	8,676	29.9	8
		Wm. H. Harrison	13,466	49.0
14	1840	Wm. H. Harrison..	31,601	55.4	6,131	8	57,071	19,371	51.4	8
		Martin Van Buren	25,296	44.3
		James G. Birney.	174	.3
15	1844	James K. Polk.....	29,841	46.2	64,616	7,545	13.2	6
		Henry Clay.....	32,832	50.8	1,048	6
		James G. Birney.	1,943	3.0
16	1848	Zachary Taylor....	30,314	48.6	*3,268	6	62,365	+2,251	+3.5	6
		Lewis Cass....	27,046	43.4
		Martin Van Buren	5,005	8.0
17	1852	Franklin Pierce....	33,249	49.8	*2,892	6	66,766	4,401	7.1	6
		Winfield Scott...	30,357	45.5
		John P. Hale.....	3,160	4.7
18	1856	James Buchanan...	34,995	43.6	80,325	13,559	20.3	6
		John C. Fremont.	42,715	53.2	5,105	6
		Millard Fillmore.	2,615	3.2

* Plurality.

† Decrease.

CONNECTICUT—CONTINUED.

ELECTION.		CANDIDATES FOR PRESIDENT.	VOTE FOR CANDIDATES.				TOTAL VOTE.			
No.	Year.		Popular	Per cent Popular.	Majority.	Electoral.	Popular.	Increase Popular.	Per cent Increase.	Electoral.
19	1860	Abraham Lincoln..	43,692	56.6	10,238	6	77,146	†3,179	†3.9	6
		J. C. Breckinridge	14,641	19.0				
		John Bell.....	3,291	4.3				
		S. A. Douglas....	15,522	20.1				
20	1864	Abraham Lincoln..	44,691	51.4	2,406	6	86,976	9,830	12.7	6
		Geo. B. McClellan	42,285	48.6				
21	1868	Ulysses S. Grant...	50,995	51.5	3,043	6	98,947	11,971	13.8	6
		Horatio Seymour...	47,952	48.5				
22	1872	Ulysses S. Grant...	50,638	52.3	4,348	6	96,928	†2,019	†2.1	6
		Horace Greeley..	45,880	47.3				
		Charles O'Connor.	204	.2				
		James Black.....	206	.2				
23	1876	Rutherford B. Hayes	59,034	48.3	122,156	25,228	26.1	6
		Samuel J. Tilden	61,934	50.7	1,712	6				
		Peter Cooper.....	774	.7				
		G. C. Smith.....	378	.3				
		Scattering.....	36				

DELAWARE.

1	1789	George Washington	3	3
2	1792	George Washington	3	3
3	1796	John Adams.....	3	3
4	1800	John Adams.....	3	3
5	1804	C. C. Pinckney...	3	3
6	1808	C. C. Pinckney...	3	3
7	1812	De Witt Clinton.	4	4
8	1816	Rufus King.....	3	4
9	1820	James Monroe.	4	4
10	1824	John Q. Adams.....	1	3
		Wm. H. Crawford	2
11	1828	Andrew Jackson... 4,349	47.7	3	9,118	3
		John Q. Adams... 4,769	52.3	420	3
12	1832	Andrew Jackson... 4,110	49.0	3	8,386	†732	†8.0	3
		Henry Clay... 4,276	51.0	166	3
13	1836	Martin Van Buren . 4,155	46.7	3	8,893	507	6.0	3
		Wm. H. Harrison. 4,738	53.3	583	3
14	1840	Wm. H. Harrison... 5,967	55.0	1,083	3	10,851	1,958	22.0	3	
		Martin Van Buren 4,884	45.0
15	1844	James K. Polk..... 5,996	48.9	3	12,274	1,423	13.1	3
		Henry Clay..... 6,278	51.1	282	3
16	1848	Zachary Taylor..... 6,421	51.8	443	3	12,399	125	1.0	3	
		Lewis Cass. 5,898	47.6
		Martin Van Buren 80	.6
17	1852	Franklin Pierce ... 6,318	49.8	*25	3	12,673	274	2.2	3	
		Winfield Scott. ... 6,293	49.7
		John P. Hale. 62	.5
18	1856	James Buchanan... 8,004	55.3	1,521	3	14,487	1,814	14.3	3	
		John C. Fremont. 308	2.1
		Millard Fillmore. 6,175	42.6
19	1860	Abraham Lincoln.. 3,815	23.7	16,049	1,562	10.8	3	
		J. C. Breckinridge 7,347	45.8	*3,483	3
		John Bell..... 3,864	24.1
20	1864	S. A. Douglas..... 1,023	6.4
		Abraham Lincoln 8,155	48.2	16,922	873	5.5	3	
		Geo. B. McClellan 8,767	51.8	612	3
21	1868	Ulysses S. Grant... 7,623	41.0	18,603	1,681	9.9	3	
		Horatio Seymour. 10,980	59.0	3,357	3
22	1872	Ulysses S. Grant... 11,115	51.0	422	3	21,808	3,205	17.2	3	
		Horace Greeley.. 10,206	46.8
		Charles O'Connor. 487	2.2
23	1876	Rutherford B. Hayes 10,752	44.6	24,133	2,325	10.6	3	
		Samuel J. Tilden. 13,381	55.4	2,629	3

* Plurality.

† Decrease.

FLORIDA.

ELECTION.		CANDIDATES FOR PRESIDENT.	VOTE FOR CANDIDATES.				TOTAL VOTE.			
No.	Year.		Popular	Per cent Popular.	Majority.	Electoral.	Popular.	Increase Popular.	Per cent Increase.	Electoral.
16	1848	Zachary Taylor ...	3,116	62.8	1,269	3	4,963			3
		Lewis Cass	1,847	37.2						
17	1852	Franklin Pierce....	4,318	60.0	1,443	3	7,193	2,230	44.9	3
		Winfield Scott...	2,875	40.0						
18	1856	James Buchanan...	6,358	56.8	1,525	3	11,191	3,998	55.6	3
		Millard Fillmore.	4,833	43.2						
19	1860	J. C. Breckinridge	8,543	59.5	2,739	3	14,347	3,156	28.2	3
		John Bell	5,437	37.9						
		S. A. Douglas	367	2.6						
20	1864								
21	1868	Ulysses S. Grant...				3				3
22	1872	Ulysses S. Grant...	17,763	53.5	2,336	4	33,190	18,843	131.3	4
		Horace Greeley ..	15,427	46.5						
23	1876	Rutherford B. Hayes	23,849	51.0	926	4	46,772	13,582	40.9	4
		Samuel J. Tilden	22,923	49.0						

GEORGIA.

1	1789	George Washington				5				5
2	1792	George Washington				4				4
3	1796	Thomas Jefferson				4				4
4	1800	Thomas Jefferson..				4				4
5	1804	Thomas Jefferson..				6				6
6	1808	James Madison				6				6
7	1812	James Madison				8				8
8	1816	James Monroe				8				8
9	1820	James Monroe				8				8
10	1824	Wm. H. Crawford				9				9
11	1828	Andrew Jackson...	18,709			9				9
12	1832	Andrew Jackson...	20,750			11				11
13	1836	Martin Van Buren..	22,126	47.0			47,056			11
		Hugh L. White	24,930	53.0	2,804	11				
14	1840	Wm. H. Harrison ..	40,261	55.8	8,328	11	72,194	25,138	53.4	11
		Martin Van Buren	31,933	44.2						
15	1844	James K. Polk.....	44,177	51.2	2,071	10	86,283	14,089	19.5	10
		Henry Clay.....	42,106	48.8						
16	1848	Zachary Taylor.....	47,544	51.5	2,742	10	92,346	6,063	7.0	10
		Lewis Cass.....	44,802	48.5						
17	1852	Franklin Pierce....	34,705	67.6	18,045	10	51,365	†40,981	†44.3	10
		Winfield Scott...	16,660	32.4						
18	1856	James Buchanan...	56,578	57.3	14,350	10	98,806	47,441	92.4	10
		Millard Fillmore.	42,228	42.7						
19	1860	J. C. Breckinridge	51,889	48.8	*9,003	10	106,365	7,559	7.6	10
		John Bell	42,886	40.3						
		S. A. Douglas.....	11,590	10.9						
20	1864								
21	1868	Ulysses S. Grant...	57,134	35.7			159,856	53,491	50.3	9
		Horatio Seymour.	102,722	64.3	45,588	9				
22	1872	Ulysses S. Grant ...	62,550	43.8			142,906	†16,950	†10.6	11
		Horace Greeley ..	76,356	53.4	9,806	3				
		Charles O'Connor..	4,000	2.8						
		B. Gratz Brown..				6				
		Charles J. Jenkins				2				
23	1876	Rutherford B. Hayes	50,446	27.9			180,534	37,628	26.3	11
		Samuel J. Tilden.	130,088	72.1	79,642	11				

* Plurality.

† Decrease.

ILLINOIS.

ELECTION.		CANDIDATES FOR PRESIDENT.	VOTE FOR CANDIDATES.				TOTAL VOTE.			
No.	Year.		Popular	Per cent Popular.	Majority.	Electoral.	Popular.	Increase Popular.	Per cent Increase.	Electoral.
9	1820	James Monroe.....				3				3
10	1824	John Q. Adams....	1,542	32.7		1	4,709			3
		Andrew Jackson..	1,901	40.4	*359	2				
		Wm. H. Crawford	219	4.7						
		Henry Clay.....	1,047	22.2						
11	1828	Andrew Jackson...	6,763	81.1	5,182	3	8,344	3,635	77.2	3
		John Q. Adams..	1,581	18.9						
12	1832	Andrew Jackson...	14,147	72.3	8,718	5	19,576	11,232	134.6	5
		Henry Clay.....	5,429	27.7						
13	1836	Martin Van Buren..	18,097	54.7	3,114	5	33,080	13,504	69.0	5
		Wm. H. Harrison	14,983	45.3						
14	1840	Wm. H. Harrison ..	45,537	48.9			93,162	60,082	181.6	5
		Martin Van Buren	47,476	51.0	1,790	5				
		James G. Birney..	149	.1						
15	1844	James K. Polk.....	57,920	54.1	8,822	9	107,018	13,856	14.8	9
		Henry Clay.....	45,528	42.6						
		James G. Birney..	3,570	3.3						
16	1848	Zachary Taylor.....	53,047	42.4			125,121	18,103	17.0	9
		Lewis Cass.....	56,300	45.0	*3,253	9				
		Martin Van Buren	15,774	12.6						
17	1852	Franklin Pierce....	80,597	51.8	5,697	11	155,497	30,376	24.3	11
		Winfield Scott....	64,934	41.8						
		John P. Hale.....	9,966	6.4						
18	1856	James Buchanan...	105,348	44.1	*9,159	11	238,981	83,484	53.7	11
		John C. Fremont..	96,189	40.2						
		Millard Fillmore..	37,444	15.7						
19	1860	Abraham Lincoln...	172,161	50.8	5,629	11	338,693	99,712	41.7	11
		J. C. Breckinridge	2,404	.7						
		John Bell.....	3,913	1.2						
		S. A. Douglas....	160,215	47.3						
20	1864	Abraham Lincoln...	189,496	54.4	30,766	16	348,226	9,533	2.8	16
		Geo. B. McClellan	158,730	45.6						
21	1868	Ulysses S. Grant...	250,303	55.7	51,160	16	449,446	101,220	29.1	16
		Horatio Seymour	199,143	44.3						
22	1872	Ulysses S. Grant...	241,914	56.3	53,948	21	429,940	+19,506	+4.4	21
		Horace Greeley...	184,938	43.0						
		Charles O'Conor..	3,058	.7						
23	1876	Rutherford B. Hayes	278,232	50.2	1,971	21	554,493	124,553	29.0	21
		Samuel J. Tilden..	258,601	46.6						
		Peter Cooper.....	17,233	3.1						
		G. C. Smith.....	141							
		Scattering.....	286							

INDIANA.

8	1816	James Monroe.....				3				3
9	1820	James Monroe. ...				3				3
10	1824	John Q. Adams....	3,095	19.7			15,753			5
		Andrew Jackson..	7,343	46.6	*2,028	5				
		Henry Clay.....	5,315	33.7						
11	1828	Andrew Jackson...	22,237	56.6	5,185	5	39,289	23,536	149.5	5
		John Q. Adams..	17,052	43.4						
12	1832	Andrew Jackson...	31,552	67.1	16,080	9	47,024	7,735	19.7	9
		Henry Clay.....	15,472	32.9						
13	1836	Martin Van Buren..	32,480	44.0			73,761	26,737	56.8	9
		Wm. H. Harrison	41,281	56.0	8,801	9				
14	1840	Wm. H. Harrison..	65,302	55.8	13,607	9	116,997	43,236	58.6	9
		Martin Van Buren	51,695	44.2						
15	1844	James K. Polk.....	70,181	50.1	208	12	140,154	23,157	19.8	12
		Henry Clay.....	67,867	48.4						
		James G. Birney..	2,106	1.5						
16	1848	Zachary Taylor....	69,907	45.8			152,752	12,598	9.0	12
		Lewis Cass.....	74,745	48.9	*4,838	12				
		Martin Van Buren	8,100	5.3						

* Plurality.

† Decrease.

INDIANA—CONTINUED.

ELECTION.		CANDIDATES FOR PRESIDENT.	VOTE FOR CANDIDATES.				TOTAL VOTE.			
No.	Year.		Popular	Per cent Popular.	Majority.	Electoral	Popular.	Increase Popular.	Per cent Increase.	Electoral
17	1852	Franklin Pierce....	95,340	52.0	7,510	13	183,170	30,418	19.9	13
		Winfield Scott....	80,901	44.2						
		John P. Hale....	6,929	3.8						
18	1856	James Buchanan....	118,670	50.4	1,909	13	235,431	52,261	28.5	13
		John C. Fremont....	94,375	40.1						
		Millard Fillmore....	22,386	9.5						
19	1860	Abraham Lincoln..	139,033	51.1	5,923	13	272,143	56,712	15.6	13
		J. C. Breckinridge	12,295	4.6						
		John Bell.....	5,306	1.9						
		S. A. Douglas....	115,509	42.4						
20	1864	Abraham Lincoln..	150,422	53.6	20,189	13	280,655	8,512	3.2	13
		Geo. B. McClellan	130,233	46.4						
21	1868	Ulysses S. Grant...	176,548	51.4	9,568	13	343,528	62,873	22.4	13
		Horatio Seymour..	166,980	48.6						
22	1872	Ulysses S. Grant...	186,147	53.0	21,098	15	351,196	7,668	2.2	15
		Horace Greeley..	163,652	46.6						
		Charles O'Connor.	1,417	.4						
23	1876	Rutherford B. Hayes	208,011	48.3			431,070	79,874	22.7	15
		Samuel J. Tilden,	213,526	49.5	*5,515	15				
		Peter Cooper.....	9,533	2.2						

IOWA.

16	1848	Zachary Taylor....	11,084	45.6			24,303			4
		Lewis Cass.....	12,093	49.8	*1,009	4				
		Martin Van Buren	1,126	4.6						
17	1852	Franklin Pierce....	17,763	50.4	303	4	35,223	10,920	44.9	4
		Winfield Scott...	15,856	45.0						
		John P. Hale.....	1,604	4.6						
18	1856	James Buchanan....	36,170	40.5			89,304	54,081	153.3	4
		John C. Fremont..	43,954	49.2	*7,784	4				
		Millard Fillmore..	9,180	10.3						
19	1860	Abraham Lincoln..	70,409	54.8	12,487	4	128,331	39,027	43.7	4
		J. C. Breckinridge	1,048	.9						
		John Bell....	1,763	1.4						
		S. A. Douglas....	55,111	42.9						
20	1864	Abraham Lincoln..	89,075	64.2	39,479	8	138,671	10,340	8.0	8
		Geo. B. McClellan	49,596	35.8						
21	1868	Ulysses S. Grant...	120,399	61.9	46,359	8	194,439	55,768	40.0	8
		Horatio Seymour	74,040	38.1						
22	1872	Ulysses S. Grant...	131,566	64.2	58,149	11	204,983	10,544	5.4	11
		Horace Greeley..	71,196	34.7						
		Charles O'Connor.	2,221	1.1						
23	1876	Rutherford B. Hayes	171,327	58.6	50,191	11	292,463	87,480	42.7	11
		Samuel J. Tilden	112,099	38.3						
		Peter Cooper....	5,001	3.1						
		G. C. Smith.....	36							

KANSAS.

20	1864	Abraham Lincoln..	16,441	81.7	12,750	3	20,132			3
		Geo. B. McClellan	3,691	18.3						
21	1868	Ulysses S. Grant...	31,048	69.0	17,058	3	45,038	24,906	123.7	3
		Horatio Seymour	13,990	31.0						
22	1872	Ulysses S. Grant...	67,048	66.6	33,482	5	100,614	55,576	123.4	5
		Horace Greeley..	32,970	32.8						
		Charles O'Connor.	596	.6						
23	1876	Rutherford B. Hayes	78,322	63.1	32,511	5	124,133	23,519	23.4	5
		Samuel J. Tilden	37,902	30.5						
		Peter Cooper.....	7,776	6.3						
		G. C. Smith.....	110	.1						
		Scattering.....	23							

* Plurality.

KENTUCKY.

ELECTION.		CANDIDATES FOR PRESIDENT.	VOTE FOR CANDIDATES.				TOTAL VOTE.			
No.	Year.		Popular	Per cent Popular.	Majority.	Electoral.	Popular.	Increase Popular.	Per cent Increase.	Electoral.
2	1792	George Washington	4	4
3	1796	Thomas Jefferson	4	4
4	1800	Thomas Jefferson..	4	4
5	1804	Thomas Jefferson..	8	8
6	1808	James Madison.....	†7	8
7	1812	James Madison.....	12	12
8	1816	James Monroe.....	12	12
9	1820	James Monroe.....	12	12
10	1824	Andrew Jackson..	6,453	27.8	23,235	14
		Henry Clay	16,782	72.2	10,329	14
11	1828	Andrew Jackson... John Q. Adams	39,084 31,172	55.6 44.4	70,256	47,021	202.3	14
12	1832	Andrew Jackson... Henry Clay	36,247 43,396	45.5 54.5	7,149	15	79,643	9,387	13.4	15
13	1836	Martin Van Buren.. Wm. H. Harrison	33,435 36,955	47.5 52.5	3,520	15	70,390	†9,253	†11.6	15
14	1840	Wm. H. Harrison.. Martin Van Buren	58,489 32,616	64.2 35.8	25,873	15	91,105	20,715	29.4	15
15	1844	James K. Polk..... Henry Clay	51,988 61,255	45.9 54.1	9,267	12	113,243	22,138	24.3	12
16	1848	Zachary Taylor.... Lewis Cass.....	67,141 49,720	57.5 42.5	17,421	12	116,861	3,618	3.2	12
17	1852	Franklin Pierce.... Winfield Scott.. . John P. Hale.....	53,806 57,068 265	48.4 51.4 .2	2,997	12	111,139	†5,722	†4.9	12
18	1856	James Buchanan... John C. Fremont Millard Fillmore..	74,642 314 67,416	52.4 .2 47.4	6,912	12	142,372	31,233	28.1	12
19	1860	Abraham Lincoln.. J. C. Breckinridge John Bell.....	1,364 53,143 66,058	.9 36.4 45.2	*12,915	12	146,216	3,844	2.7	12
20	1864	S. A. Douglas..... Abraham Lincoln.. Geo. B. McClellan	25,651 27,786 64,301	17.5 30.2 69.8	92,087	†54,129	†37.0	11
21	1868	Ulysses S. Grant... Horatio Seymour..	39,566 115,890	25.5 74.5	76,324	11	155,456	63,369	68.8	11
22	1872	Ulysses S. Grant... Horace Greeley.. Charles O'Conor. Thos. A. Hendricks	88,766 99,995 2,374	46.4 52.3 1.3	191,135	35,679	22.9	12
		B. Gratz Brown..	8
23	1876	Rutherford B. Hayes Samuel J. Tilden Peter Cooper..... G. C. Smith.....	97,156 159,690 1,944 818	37.4 61.5 .8 .3	59,772	12	259,608	68,473	35.8	12

LOUISIANA.

7	1812	James Madison	3	3
8	1816	James Monroe	3	3
9	1820	James Monroe.....	3	3
10	1824	John Q. Adams Andrew Jackson..	2 2	5
11	1828	Andrew Jackson... John Q. Adams..	4,605 4,097	52.9 47.1	508	5	8,702	5
12	1832	Andrew Jackson.. . Henry Clay	4,049 2,528	61.6 38.4	1,521	5	6,577	†2,125	†24.4	5
13	1836	Martin Van Buren.. Wm. H. Harrison	3,653 3,383	51.9 48.1	270	5	7,036	459	7.0	5
14	1840	Wm. H. Harrison.. Martin Van Buren	11,297 7,617	59.7 40.3	3,680	5	18,914	11,878	168.8	5

* Plurality.

† Decrease.

‡ One Electoral vote not cast.

LOUISIANA—CONTINUED.

ELECTION.		CANDIDATES FOR PRESIDENT.	VOTE FOR CANDIDATES.				TOTAL VOTE.			
No.	Year.		Popular	Per cent Popular.	Majority.	Electoral.	Popular.	Increase Popular.	Per cent Increase.	Electoral.
15	1844	James K. Polk.....	13,782	51.3	699	6	26,865	7,951	42.0	6
		Henry Clay.....	13,083	48.7						
16	1848	Zachary Taylor....	18,217	54.2	2,847	6	33,587	6,722	25.0	6
		Lewis Cass.....	15,370	45.8						
17	1852	Franklin Pierce....	18,647	51.9	1,392	6	35,902	2,315	7.0	6
		Winfield Scott....	17,255	48.1						
18	1856	James Buchanan...	22,164	51.7	1,455	6	42,873	6,971	19.4	6
		Millard Fillmore..	20,709	48.3						
19	1860	J. C. Breckinridge	22,681	44.9	*2,477	6	50,510	7,637	17.8	6
		John Bell.....	20,204	40.0						
		S. A. Douglas.....	7,625	15.1						
20	1864
21	1868	Ulysses S. Grant....	33,263	29.3			113,488	62,978	124.6	7
		Horatio Seymour..	80,225	70.7	46,962	7				
22	1872	Ulysses S. Grant....	71,663	55.7	14,634	8	128,692	15,204	13.4	8
		Horace Greeley..	57,029	44.3						
23	1876	Rutherford B. Hayes	75,135	51.5	4,499	8	145,771	17,079	13.3	8
		Samuel J. Tilden..	70,636	48.5						

MAINE.

9	1820	James Monroe.....	9	9
10	1824	John Q. Adams ...	6,870	74.7	4,540	9	9,200	9
		Andrew Jackson..	2,330	25.3						
11	1828	Andrew Jackson...	13,927	40.1		1	34,700	25,500	277.1	9
		John Q. Adams...	20,773	59.9	6,846	8				
12	1832	Andrew Jackson....	33,291	55.0	6,087	10	60,495	25,795	73.8	10
		Henry Clay.....	27,204	45.0						
13	1836	Martin Van Buren..	22,300	59.4	7,061	10	37,539	†22,956	†37.9	10
		Wm. H. Harrison..	15,239	40.6						
14	1840	Wm. H. Harrison...	46,612	50.2	217	10	93,007	55,468	147.7	10
		Martin Van Buren	46,201	49.6						
		James G. Birney...	194	.2						
15	1844	James K. Polk.....	45,719	53.8	6,505	9	84,933	†8,074	†8.7	9
		Henry Clay.....	34,378	40.5						
		James G. Birney..	4,836	5.7						
16	1848	Zachary Taylor....	35,125	40.3			87,101	2,168	2.5	9
		Lewis Cass.....	39,880	45.8	*4,755	9				
		Martin Van Buren	12,096	13.9						
17	1852	Franklin Pierce....	41,609	50.6	1,036	8	82,182	†4,919	†5.6	8
		Winfield Scott....	32,543	39.6						
		John P. Hale.....	8,030	9.8						
18	1856	James Buchanan...	39,080	35.6			109,784	27,602	33.6	8
		John C. Fremont..	67,379	61.4	24,974	8				
		Millard Fillmore..	3,325	3.0						
19	1860	Abraham Lincoln..	62,811	64.1	27,704	8	97,918	†11,866	†10.8	8
		J. C. Breckinridge	6,368	6.5						
		John Bell.....	2,046	2.1						
		S. A. Douglas....	26,693	27.3						
20	1864	Abraham Lincoln..	61,803	58.3	17,592	7	106,014	8,096	8.2	7
		Geo. B. McClellan	44,211	41.7						
21	1868	Ulysses S. Grant....	70,493	62.4	28,033	7	112,953	6,939	6.5	7
		Horatio Seymour..	42,460	37.6						
22	1872	Ulysses S. Grant...	61,422	67.9	32,335	7	90,509	†22,444	†19.9	7
		Horace Greeley...	29,087	32.1						
23	1876	Rutherford B. Hayes	66,300	56.8	15,814	7	116,786	26,277	29.0	7
		Samuel J. Tilden..	49,823	42.6						
		Peter Cooper.....	663	.6						

* Plurality.

† Decrease.

MARYLAND.

ELECTION.		CANDIDATES FOR PRESIDENT.	VOTE FOR CANDIDATES.				TOTAL VOTE.			
No.	Year.		Popular	Per cent Popular.	Majority.	Electoral	Popular	Increase Popular.	Per cent Increase	Electoral
1	1789	George Washington	†6	8
2	1792	George Washington	8	10
3	1796	John Adams	7	10
4	1800	Thomas Jefferson	5	10
5	1804	Aaron Burr	5
		Thomas Jefferson	9	11
6	1808	C. C. Pinckney	2
		James Madison	9	11
7	1812	C. C. Pinckney	2
		James Madison	6	11
8	1816	De Witt Clinton	5
8	1816	James Monroe	8	11
9	1820	James Monroe	11	11
10	1824	John Q. Adams	14,632	43.7	*109	3	33,496	11
		Andrew Jackson	11,523	43.3	7
		Wm. H. Crawford	3,646	10.9	1
		Henry Clay	695	2.1
11	1828	Andrew Jackson	24,578	48.8	5	50,337	16,841	59.3	11
		John Q. Adams	25,759	51.2	1,181	6
12	1832	Andrew Jackson	19,156	50.0	3	38,316	+12,021	+238	10
		Henry Clay	19,160	50.0	4	5
13	1836	Martin Van Buren	22,167	46.2	48,019	9,703	25.4	10
		Wm. H. Harrison	25,852	53.8	3,685	10
14	1840	Wm. H. Harrison	33,528	53.8	4,776	10	62,280	14,261	29.7	10
		Martin Van Buren	28,752	46.2
15	1844	James K. Polk	32,676	47.5	68,660	6,380	10.2	8
		Henry Clay	35,944	52.5	3,308	8
16	1848	Zachary Taylor	37,702	52.1	3,049	8	72,355	3,695	5.4	8
		Lewis Cass	34,528	47.7
		Martin Van Buren	125	.2
17	1852	Franklin Pierce	40,020	53.2	4,900	8	75,140	2,785	3.8	8
		Winfield Scott	35,066	46.7
		John P. Hale	54	.1
18	1856	James Buchanan	39,115	45.0	86,856	11,716	15.6	8
		John C. Fremont	281	.3
		Millard Fillmore	47,460	54.7	8,064	8
19	1860	Abraham Lincoln	2,294	2.4	92,502	5,646	6.5	8
		J. C. Breckinridge	42,482	46.0	*722	8
		John Bell	41,760	45.2
		S. A. Douglas	5,966	6.4
20	1864	Abraham Lincoln	40,153	55.1	7,414	7	72,892	+19,610	+21.2	7
		Geo. B. McClellan	32,739	44.9
21	1868	Ulysses S. Grant	30,438	32.8	92,795	19,903	27.3	7
		Horatio Seymour	62,357	67.2	31,919	7
22	1872	Ulysses S. Grant	66,760	49.7	134,466	41,671	44.9	8
		Horace Greeley	67,687	50.3	908
		Charles O'Connor	19
		T. A. Hendricks	8
23	1876	Rutherford B. Hayes	71,981	44.0	163,804	29,338	21.8	8
		Samuel J. Tilden	91,780	56.0	19,756	8
		Peter Cooper	33
		G. C. Smith	10	

MASSACHUSETTS.

1	1789	George Washington	10	10
2	1792	George Washington	16	16
3	1796	John Adams	16	16
4	1800	John Adams	16	16
5	1804	Thomas Jefferson	19	19
6	1808	C. C. Pinckney	19	19
7	1812	De Witt Clinton	22	22

* Plurality.

† Decrease.

‡ Two votes not cast.

MASSACHUSETTS—CONTINUED.

ELEC- TION.	CANDIDATES FOR PRESIDENT.	VOTE FOR CANDIDATES.				TOTAL VOTE.			
		Popular	Per cent Popular.	Major- ity.	Electoral.	Popular.	Increase Popular.	Per cent Increase.	Electoral.
8 1816	Rufus King.....				22				22
9 1820	James Monroe....				15				15
10 1824	John Q. Adams....	30,687	82.3	24,071	15	37,303			15
	Wm. H. Crawford	6,616	17.7						
11 1828	Andrew Jackson...	6,019	16.8			35,855	†1,448	†3.9	15
	John Q. Adams..	29,836	83.2	23,817	15				
12 1832	Andrew Jackson...	14,545	30.6			47,548	11,693	32.6	14
	Henry Clay.....	33,003	69.4	18,458	14				
13 1836	Martin Van Buren.	33,501	44.9			74,594	27,046	56.9	14
	Daniel Webster..	41,093	55.1	7,592	14				
14 1840	Wm. H. Harrison..	72,874	57.6	19,305	14	126,443	51,849	69.5	14
	Martin Van Buren	51,948	41.1						
	James G. Birney.	1,621	1.3						
15 1844	James K. Polk.....	52,846	40.3			131,124	4,681	3.7	12
	Henry Clay.....	67,418	51.4	3,712	12				
	James G. Birney.	10,860	8.3						
16 1848	Zachary Taylor....	61,072	45.4	*23,014	12	134,411	3,287	2.5	12
	Lewis Cass.....	35,281	26.3						
	Martin Van Buren	38,058	28.3						
17 1852	Franklin Pierce....	44,569	35.6			125,275	†9,136	†6.8	13
	Winfield Scott...	52,683	42.0	*8,114	13				
	John P. Hale.....	28,023	22.4						
18 1856	James Buchanan...	39,240	23.5			167,056	41,781	33.4	13
	John C. Fremont	108,190	64.8	49,324	13				
	Millard Fillmore.	19,626	11.7						
19 1860	Abraham Lincoln..	106,533	63.0	43,891	13	169,175	2,119	1.3	13
	J. C. Breckinridge	5,939	3.5						
	John Bell.....	22,331	13.2						
	S. A. Douglas.....	34,372	20.3						
20 1864	Abraham Lincoln..	126,742	72.2	77,997	12	175,487	6,312	3.7	12
	Geo. B. McClellan	48,745	27.8						
21 1868	Ulysses S. Grant...	136,477	69.7	77,069	12	195,885	20,398	11.6	12
	Horatio Seymour.	59,408	30.3						
22 1872	Ulysses S. Grant...	133,472	69.3	74,212	13	192,732	†3,153	†1.6	13
	Horace Greeley...	59,260	30.7						
23 1876	Rutherford B. Hayes	150,063	57.8	40,423	13	259,703	66,971	34.8	13
	Samuel J. Tilden.	108,777	41.9						
	Peter Cooper.....	779	.3						
	G. C. Smith.....	84							

MICHIGAN.

13 1836	Martin Van Buren.	7,360	64.8	3,360	3	11,360			3
	Wm. H. Harrison.	4,000	35.2						
14 1840	Wm. H. Harrison...	22,933	51.7	1,514	3	44,352	32,992	290.4	3
	Martin Van Buren	21,098	47.6						
	James G. Birney.	321	.7						
15 1844	James K. Polk....	27,759	49.8	*3,422	5	55,728	11,376	25.6	5
	Henry Clay.....	24,337	43.7						
	James G. Birney.	3,632	6.5						
16 1848	Zachary Taylor....	23,940	36.8			65,016	9,288	16.7	5
	Lewis Cass.....	30,687	47.2	*6,747	5				
	Martin Van Buren	10,389	16.0						
17 1852	Franklin Pierce....	41,842	50.5	746	6	82,938	17,922	27.6	6
	Winfield Scott...	33,859	40.8						
	John P. Hale.....	7,237	8.7						
18 1856	James Buchanan...	52,136	41.5			125,558	42,620	51.4	6
	John C. Fremont.	71,762	57.2	17,966	6				
	Millard Fillmore.	1,660	1.3						
19 1860	Abraham Lincoln..	88,480	57.2	22,213	6	154,747	29,189	23.2	6
	J. C. Breckinridge	805	.5						
	John Bell.....	405	.3						
	S. A. Douglas....	65,057	42.0						

* Plurality.

† Decrease.

MICHIGAN—CONTINUED.

ELECTION.		CANDIDATES FOR PRESIDENT.	VOTE FOR CANDIDATES.				TOTAL VOTE.			
No.	Year.		Popular	Per cent Popular.	Majority.	Electoral.	Popular.	Increase Popular.	Per cent Increase.	Electoral.
20	1864	Abraham Lincoln..	91,521	55.1	16,917	8	166,125	11,378	7.4	8
		Geo. B. McClellan	74,604	44.9				
21	1868	Ulysses S. Grant...	128,550	57.0	31,481	8	225,619	59,494	35.9	8
		Horatio Seymour.	97,069	43.0				
22	1872	Ulysses S. Grant .	138,455	62.7	55,968	11	220,942	+4,677	+2.1	11
		Horace Greeley...	78,355	35.4				
		Charles O'Conor..	2,861	1.3				
		James Black.....	1,271	.6				
23	1876	Rutherford B. Hayes	166,534	52.5	15,542	11	317,526	96,584	43.7	11
		Samuel J. Tilden.	141,095	44.4				
		Peter Cooper.....	9,060	2.9				
		G. C. Smith.....	766	.2				
		Scattering.....	71				

MINNESOTA.

19	1860	Abraham Lincoln..	22,069	63.4	9,339	4	34,799	4
		J. C. Breckinridge	748	2.2				
		John Bell.....	62	.2				
		S. A. Douglas....	11,920	34.2				
20	1864	Abraham Lincoln..	25,060	59.0	7,685	4	42,435	7,636	21.9	4
		Geo. B. McClellan	17,375	41.0				
21	1868	Ulysses S. Grant...	43,545	60.8	15,470	4	71,620	29,185	68.8	4
		Horatio Seymour.	28,075	39.2				
22	1872	Ulysses S. Grant...	55,117	61.6	20,694	5	89,540	17,920	25.0	5
		Horace Greeley...	34,423	38.4				
23	1876	Rutherford B. Hayes	72,962	58.8	21,780	5	124,144	34,604	38.5	5
		Samuel J. Tilden.	48,799	39.3				
		Peter Cooper.....	2,311	1.9				
		G. C. Smith.....	72				

MISSISSIPPI.

9	1820	James Monroe	*2	3
10	1824	John Q. Adams... ..	1,694	33.6	5,047	3
		Andrew Jackson.	3,234	64.1	1,421	3				
		Wm. H. Crawford	119	2.3				
11	1828	Andrew Jackson....	6,763	81.1	5,182	3	8,344	3,297	65.3	3
		John Q. Adams...	1,581	18.9				
12	1832	Andrew Jackson....	5,919	4	4
13	1836	Martin Van Buren..	9,979	50.7	291	4	19,667	11,323	135.7	4
		Hugh L. White...	9,688	49.3				
14	1840	Wm. H. Harrison...	19,518	53.5	2,523	4	36,513	16,846	85.6	4
		Martin Van Buren	16,995	46.5				
15	1844	James K. Polk.....	25,126	56.7	5,920	6	44,332	7,819	21.4	6
		Henry Clay.....	19,206	43.3				
16	1848	Zachary Taylor....	25,922	49.5	52,459	8,127	18.3	6
		Lewis Cass.....	26,537	50.5	615	6				
17	1852	Franklin Pierce....	26,876	60.5	9,328	7	44,424	+8,035	+15.3	7
		Winfield Scott....	17,548	39.5				
18	1856	James Buchanan...	35,446	59.4	11,251	7	59,641	15,217	34.2	7
		Millard Fillmore.	24,195	40.6				
19	1860	J. C. Breckinridge	40,797	59.0	12,474	7	69,120	9,479	15.9	7
		John Bell.....	25,040	36.2				
		S. A. Douglas....	3,283	4.8				
20	1864	
21	1868	
22	1872	Ulysses S. Grant...	82,175	63.5	34,887	8	129,463	60,343	87.3	8
		Horace Greeley..	47,288	36.5				
23	1876	Rutherford B. Hayes	52,605	31.9	164,778	35,315	27.2	8
		Samuel J. Tilden.	112,173	68.1	59,568	8				

* One Electoral vote not cast.

† Decrease.

MISSOURI.

ELECTION.		CANDIDATES FOR PRESIDENT.	VOTE FOR CANDIDATES.				TOTAL VOTE.			
No.	Year.		Popular	Per cent Popular.	Majority.	Electoral.	Popular.	Increase Popular.	Per cent Increase.	Electoral.
9	1820	James Monroe.....				3				3
10	1824	John Q. Adams....	311	11.5			2,699			3
		Andrew Jackson..	987	36.6						
		Henry Clay.....	1,401	51.9	103	3				
11	1828	Andrew Jackson...	8,232	70.7	4,810	3	11,654	8,955	331.8	3
		John Q. Adams..	3,422	29.3						
12	1832	Andrew Jackson...			5,192	4				4
13	1836	Martin Van Buren..	10,995	56.9	2,658	4	19,332	7,678	65.9	4
		Wm. H. Harrison..	7,401	38.3						
		Hugh L. White...	936	4.8						
14	1840	Wm. H. Harrison...	22,972	43.6			52,732	33,400	172.2	4
		Martin Van Buren	29,760	56.4	6,788	4				
15	1844	James K. Polk....	41,369	57.0	10,118	7	72,620	19,888	37.7	7
		Henry Clay.....	31,251	43.0						
16	1848	Zachary Taylor....	32,671	45.0			72,748	128	.2	7
		Lewis Cass.....	40,077	55.0	7,406	7				
17	1852	Franklin Pierce....	38,353	56.2	8,369	9	68,337	4,411	6.1	9
		Winfield Scott...	29,984	43.8						
18	1856	James Buchanan...	58,164	4.5	9,640	9	106,688	38,351	56.1	9
		Millard Fillmore..	48,524	45.5						
19	1860	Abraham Lincoln..	17,028	10.3			165,518	58,830	55.1	9
		J. C. Breckinridge	31,317	18.9						
		John Bell.....	58,372	35.3						
		S. A. Douglas....	58,801	35.5	*429	9				
20	1864	Abraham Lincoln..	72,750	69.7	41,072	11	104,428	461,090	436.9	11
		Geo. B. McClellan	31,678	30.3						
21	1868	Ulysses S. Grant...	86,860	57.0	21,232	11	152,488	48,060	46.1	11
		Horatio Seymour..	65,628	43.0						
22	1872	Ulysses S. Grant...	119,196	43.6			273,059	120,571	79.1	15
		Horace Greeley..	151,434	55.5	29,809					
		Charles O'Connor.	2,429	.9						
		Th's.A. Hendricks				6				
		B. Gratz Brown..				8				
		David Davis.....				1				
23	1876	Rutherford B. Hayes	145,029	41.2			351,765	78,706	28.8	15
		Samuel J. Tilden..	203,077	57.8	54,389	15				
		Peter Cooper.....	3,498	1.0						
		G. C. Smith.....	64							
		Scattering.....	97							

NEBRASKA.

21	1868	Ulysses S. Grant...	9,729	64.1	4,290	3	15,168			3
		Horatio Seymour..	5,439	35.9						
22	1872	Ulysses S. Grant...	18,329	70.1	10,517	3	26,141	10,973	72.3	3
		Horace Greeley...	7,812	29.9						
23	1876	Rutherford B. Hayes	31,916	59.7	10,326	3	53,506	27,365	104.7	3
		Samuel J. Tilden..	17,554	32.8						
		Peter Cooper.....	2,320	4.3						
		G. C. Smith.....	1,599	3.0						
		Scattering.....	117	.2						

NEVADA.

20	1864	Abraham Lincoln..	9,826	59.8	3,232	†2	16,420			3
		Geo. B. McClellan	6,594	40.2						
21	1868	Ulysses S. Grant...	6,480	55.4	1,262	3	11,698	4,722	42.8	3
		Horatio Seymour..	5,218	44.6						
22	1872	Ulysses S. Grant...	8,413	57.4	2,177	3	14,649	2,951	25.2	3
		Horace Greeley...	6,236	42.6						
23	1876	Rutherford B. Hayes	10,383	52.7	1,075	3	19,691	5,042	34.5	3
		Samuel J. Tilden..	9,308	47.3						

* Plurality.

† Decrease.

‡ One vote not cast.

NEW HAMPSHIRE.

ELECTION.		CANDIDATES FOR PRESIDENT.	VOTE FOR CANDIDATES.				TOTAL VOTE.			
No.	Year.		Popular	Per cent Popular.	Majority.	Electoral.	Popular.	Increase Popular.	Per cent Increase.	Electoral.
1	1789	George Washington				5			5	
2	1792	George Washington				6			6	
3	1796	John Adams				6			6	
4	1800	John Adams				6			6	
5	1804	Thomas Jefferson				7			7	
6	1808	C. C. Pinckney				7			7	
7	1812	De Witt Clinton				8			8	
8	1816	James Monroe				8			8	
9	1820	James Monroe				7			8	
		John Q. Adams				1				
10	1824	John Q. Adams	4,107	86.5	3,464	8	4,750		8	
		Andrew Jackson	643	13.5						
11	1828	Andrew Jackson	20,692	46.2			44,768		8	
		John Q. Adams	24,076	53.8	3,384	8				
12	1832	Andrew Jackson	25,486	57.3	6,476	7	44,496	+272	7	
		Henry Clay	19,010	42.7						
13	1836	Martin Van Buren	18,722	56.8	*12,494	7	32,950	+11,546	+26.0	7
		Wm. H. Harrison	6,228	18.9						
		Daniel Webster	8,000	24.3	†					
14	1840	Wm. H. Harrison	26,158	44.4			58,954	26,004	78.8	7
		Martin Van Buren	32,670	55.4	6,386	7				
		James G. Birney	126	.2						
15	1844	James K. Polk	27,160	55.2	5,133	6	49,187	+9,767	+16.6	6
		Henry Clay	17,866	36.3						
		James G. Birney	4,161	8.5						
16	1848	Zachary Taylor	14,781	29.5			50,104	917	1.9	6
		Lewis Cass	27,763	55.4	5,422	6				
		Martin Van Buren	7,560	15.1						
17	1852	Franklin Pierce	29,997	56.8	7,155	5	52,839	2,735	5.4	5
		Winfield Scott	16,147	30.6						
		John P. Hale	6,695	12.6						
18	1856	James Buchanan	32,789	45.8			71,556	18,717	35.4	5
		John C. Fremont	38,345	53.6	5,134	5				
		Millard Fillmore	422	.6						
19	1860	Abraham Lincoln	37,519	56.9	9,085	5	65,953	+5,603	+7.8	5
		J. C. Breckinridge	2,112	3.2						
		John Bell	441	.7						
		S. A. Douglas	25,881	39.2						
20	1864	Abraham Lincoln	36,400	52.5	3,529	5	69,271	3,318	5.1	5
		Geo. B. McClellan	32,871	47.5						
21	1868	Ulysses S. Grant	38,191	55.0	6,967	5	69,415	144	.2	5
		Horatio Seymour	31,224	45.0						
22	1872	Ulysses S. Grant	37,168	54.0	5,444	5	68,892	+523	+1.8	
		Horace Greeley	31,424	45.6						
		Charles O'Connor	100	.1						
		James Black	200	.3						
23	1876	Rutherford B. Hayes	41,539	51.8	2,954	5	80,124	11,232	16.3	5
		Samuel J. Tilden	38,509	48.1						
		Peter Cooper	76	.1						

NEW JERSEY.

1	1789	George Washington				6			6
2	1792	George Washington				7			7
3	1796	John Adams				7			7
4	1800	John Adams				7			7
5	1804	Thomas Jefferson				8			8
6	1808	James Madison				8			8
7	1812	De Witt Clinton				8			8
8	1816	James Monroe				8			8
9	1820	James Monroe				8			8

* Plurality.

† Decrease.

‡ About 8,000.

NEW JERSEY--CONTINUED.

ELEC- TION.	CANDIDATES FOR PRESIDENT.	VOTE FOR CANDIDATES.				TOTAL VOTE.			
		Popular	Per cent Popular.	Major- ity.	Electoral	Popular.	Increase Popular.	Per cent Increase.	Electoral
10	1824	John Q. Adams....	9,110	42.8
		Andrew Jackson..	10,985	51.6	679	8	21,291	8
		Wm. H. Crawford	1,196	5.6
11	1828	Andrew Jackson...	21,950	48.0	45,708	24,417	114.7
		John Q. Adams..	23,758	52.0	1,808	8	8
12	1832	Andrew Jackson...	23,856	50.5	463	8	47,249	1,541	3.3
		Henry Clay.....	23,393	49.5	8
13	1836	Martin Van Buren..	26,347	49.5	53,239	5,990	12.7
		Wm. H. Harrison.	26,892	50.5	545	8	8
14	1840	Wm. H. Harrison..	33,351	51.7	2,248	8	64,454	11,215	21.1
		Martin Van Buren	31,034	48.2	8
		James G. Birney.	69	.1
15	1844	James K. Polk.....	37,495	49.4	75,944	11,490	17.8
		Henry Clay.....	38,318	50.4	692	7	7
		James G. Birney.	131	.2
16	1848	Zachary Taylor....	40,015	51.5	2,285	7	77,745	1,801	2.4
		Lewis Cass.....	36,901	47.4	7
		Martin Van Buren	829	1.1
17	1852	Franklin Pierce....	44,305	53.3	5,399	7	83,211	5,466	7.0
		Winfield Scott...	38,556	46.3	7
		John P. Hale.....	350	.4
18	1856	James Buchanan ..	46,943	47.2	*18,605	7	99,396	16,185	19.5
		John C. Fremont.	28,338	28.5	7
		Millard Fillmore.	24,115	24.3
19	1860	Abraham Lincoln..	58,324	48.2	4	121,125	21,729	21.9
		S. A. Douglas....	62,801	51.8	4,477	3	7
20	1864	Abraham Lincoln...	60,723	47.2	128,747	7,622	6.3
		Geo. B. McClellan	68,024	52.8	7,301	7	7
21	1868	Ulysses S. Grant...	80,131	49.1	163,132	34,385	26.7
		Horatio Seymour.	83,001	50.9	2,870	7	7
22	1872	Ulysses S. Grant...	91,656	54.3	14,570	9	168,742	5,610	3.4
		Horace Greeley ..	76,456	45.3	9
		Charles O'Connor.	630	.4
23	1876	Rutherford B. Hayes	103,517	47.0	220,234	51,492	30.5
		Samuel J. Tilden.	115,962	52.7	11,690	9	9
		Peter Cooper.....	712	.3
		G. C. Smith.....	43

NEW YORK.

2	1792	George Washington	12	12
3	1796	John Adams.....	12	12
4	1800	Thomas Jefferson..	12	12
5	1804	Thomas Jefferson..	19	19
6	1808	James Madison....	13	19
		George Clinton...	6	19
7	1812	De Witt Clinton..	29	29
8	1816	James Monroe.	29	29
9	1820	James Monroe.....	29	29
10	1824	John Q. Adams....	26	29
		Andrew Jackson.	1	36
		Wm. H. Crawford	5
		Henry Clay.....	4
11	1828	Andrew Jackson...	140,763	51.0	5,350	20	276,176	36
		John Q. Adams..	135,413	49.0	16
12	1832	Andrew Jackson...	168,497	52.1	13,601	42	323,393	47,217	17.1
		Henry Clay.....	154,896	47.9	42
13	1836	Martin Van Buren.	166,815	54.6	28,272	42	305,358	+18,035	+5.6
		Wm. H. Harrison	138,543	45.4	42

* Plurality.

† Decrease.

NEW YORK—CONTINUED.

ELECTION.		CANDIDATES FOR PRESIDENT.	VOTE FOR CANDIDATES.				TOTAL VOTE.			
No.	Year.		Popular	Per cent Popular.	Majority.	Electoral.	Popular.	Increase Popular.	Per cent Increase.	Electoral.
14	1840	Wm. H. Harrison..	225,817	51.2	10,500	42	441,134	135,776	44.5	42
		Martin Van Buren	212,519	48.2
		James G. Birney.	2,798	.6
15	1844	James K. Polk.....	237,588	48.9	*5,106	36	485,882	44,748	10.1	36
		Henry Clay.....	232,432	47.8
		James G. Birney.	15,812	3.3
16	1848	Zachary Taylor....	218,603	48.2	*98,093	36	453,431	†32,451	†6.7	36
		Lewis Cass.....	114,318	25.2
		Martin Van Buren	120,510	26.6
17	1852	Franklin Pierce....	262,083	50.2	1,872	35	522,294	68,863	15.2	35
		Winfield Scott...	234,882	45.0
		John P. Hale.....	25,329	4.8
18	1856	James Buchanan...	195,878	32.8	596,489	74,195	14.2	35
		John C. Fremont.	276,007	46.3	*80,129	35
		Millard Fillmore.	124,604	20.9
19	1860	Abraham Lincoln..	362,646	53.7	50,136	35	675,156	78,667	13.2	35
		S. A. Douglas....	312,510	46.3
20	1864	Abraham Lincoln..	368,735	50.5	6,749	33	730,721	55,565	8.5	33
		Geo. B. McClellan	361,986	49.5
21	1868	Ulysses S. Grant....	419,883	49.4	849,766	119,045	16.3	33
		Horatio Seymour.	429,883	50.6	10,000	33
22	1872	Ulysses S. Grant....	440,736	53.1	51,800	35	829,672	†20,094	†2.4	35
		Horace Greeley..	387,281	46.7
		Charles O'Connor.	1,454	.2
		James Black.....	201
23	1876	Rutherford B. Hayes	489,207	48.1	1,017,330	187,658	22.6	35
		Samuel J. Tilden.	521,949	51.3	26,568	35
		Peter Cooper.....	1,987	.2
		G. C. Smith.....	2,359	.2
		Scattering.....	1,828	.2

NORTH CAROLINA.

2	1792	George Washington	12	12
3	1796	John Adams.....	1	12
		Thomas Jefferson	11
4	1800	Thomas Jefferson..	8	12
		John Adams.....	4
5	1804	Thomas Jefferson..	14	14
6	1808	James Madison....	11	14
		C. C. Pinckney...	3
7	1812	James Madison....	15	15
8	1816	James Monroe....	15	15
9	1820	James Monroe....	15	15
10	1824	Andrew Jackson.	20,415	56.7	4,794	15	36,036	15
		Wm. H. Crawford.	15,621	43.3
11	1828	Andrew Jackson...	37,857	73.1	23,939	15	51,775	15,739	43.7	15
		John Q. Adams..	13,918	26.9
12	1832	Andrew Jackson...	24,862	84.5	20,299	15	29,425	†22,350	†43.1	15
		Henry Clay.....	4,563	15.5
13	1836	Martin Van Buren..	26,910	53.3	3,284	15	50,536	21,111	71.7	15
		Wm. H. Harrison	23,626	46.7
14	1840	Wm. H. Harrison...	46,376	57.5	12,158	15	80,594	30,058	59.5	15
		Martin Van Buren	34,218	42.5
15	1844	James K. Polk.....	39,287	47.6	82,519	1,925	2.4	11
		Henry Clay.....	43,232	52.4	3,945	11
16	1848	Zachary Taylor....	43,550	55.5	8,681	11	78,419	†4,100	†5.0	11
		Lewis Cass.....	34,869	44.5
17	1852	Franklin Pierce....	39,744	50.4	627	10	78,861	442	.6	10
		Winfield Scott...	39,058	49.5
		John P. Hale.....	59	.1

* Plurality.

† Decrease.

NORTH CAROLINA—CONTINUED.

ELECTION.		CANDIDATES FOR PRESIDENT.	VOTE FOR CANDIDATES.				TOTAL VOTE.			
No.	Year.		Popular	Per cent Popular.	Majority.	Electoral.	Popular.	Increase Popular.	Per cent Increase.	Electoral.
18	1856	James Buchanan...	48,246	56.7	11,360	10	85,132	6,271	8.0	10
		Millard Fillmore..	36,886	43.3
19	1860	J. C. Breckinridge	48,339	50.3	648	10	96,030	10,898	12.8	10
		John Bell.....	44,990	46.9
		S. A. Douglas....	2,701	2.8
20	1864
21	1868	Ulysses S. Grant..	16,769	53.4	12,168	9	181,370	85,340	88.9	9
		Horatio Seymour.	84,601	46.6
22	1872	Ulysses S. Grant...	94,769	57.5	24,675	10	164,863	16,507	19.1	10
		Horace Greeley..	70,094	42.5
23	1876	Rutherford B. Hayes	108,417	46.4	233,844	68,981	41.8	10
		Samuel J. Tilden.	125,427	53.6	17,010	10

OHIO.

5	1804	Thomas Jefferson..	3	3
6	1808	James Madison.....	3	3
7	1812	James Madison.....	7	8
8	1816	James Monroe.....	8	8
9	1820	James Monroe.....	8	8
10	1824	John Q. Adams....	12,280	24.6	49,992	16
		Andrew Jackson.	18,457	36.9
		Henry Clay.....	19,255	38.5	*798	16
11	1828	Andrew Jackson...	67,597	51.6	4,201	16	130,993	81,001	162.0	16
		John Q. Adams..	63,396	48.4
12	1832	Andrew Jackson...	81,246	51.5	4,707	21	157,785	26,792	20.4	21
		Henry Clay.....	76,539	48.5
13	1836	Martin Van Buren.	96,948	47.9	202,353	44,568	28.3	21
		Wm. H. Harrison.	105,405	52.1	8,457	21
14	1840	Wm. H. Harrison.	148,157	54.1	22,472	21	273,842	71,489	35.3	21
		Martin Van Buren	124,782	45.6
		James G. Birney.	903	3
15	1844	James K. Polk.....	149,117	47.7	312,224	38,382	14.0	23
		Henry Clay.....	155,057	49.7	*5,940	23
		James G. Birney.	8,050	2.6
16	1848	Zachary Taylor....	138,360	42.1	328,489	16,265	5.2	23
		Lewis Cass.....	154,775	47.1	*16,415	23
		Martin Van Buren	35,354	10.8
17	1852	Franklin Pierce....	169,220	47.9	*16,694	23	353,428	24,939	7.6	23
		Winfield Scott...	152,526	43.1
		John P. Hale.....	31,682	9.0
18	1856	James Buchanan...	170,874	44.2	386,497	33,069	9.4	23
		John C. Fremont.	187,497	48.5	*16,623	23
		Millard Fillmore.	28,126	7.3
19	1860	Abraham Lincoln..	231,610	52.3	20,779	23	442,441	55,944	14.5	23
		J. C. Breckinridge	11,405	2.6
		John Bell.....	12,194	2.8
		S. A. Douglas....	187,232	42.3
20	1864	Abraham Lincoln..	265,154	56.3	59,586	21	470,722	28,281	6.4	21
		Geo. B. McClellan	205,568	43.7
21	1868	Ulysses S. Grant...	250,223	54.0	41,617	21	518,829	48,107	10.2	21
		Horatio Seymour.	238,606	46.0
22	1872	Ulysses S. Grant...	281,852	53.2	34,268	22	529,436	10,607	2.0	22
		Horace Greeley..	244,321	46.2
		Charles O'Connor..	1,163	.2
		James Black.....	2,100	.4
23	1876	Rutherford B. Hayes	330,698	50.2	2,747	22	658,649	129,213	24.3	22
		Samuel J. Tilden.	323,182	49.1
		Peter Cooper.....	3,057	.5
		G. C. Smith.....	1,636	.2
		Scattering.....	76

* Plurality.

† Decrease.

‡ One vote not cast.

OREGON.

ELECTION.		CANDIDATES FOR PRESIDENT.	VOTE FOR CANDIDATES.				TOTAL VOTE.			
No.	Year.		Popular	Per cent Popular.	Majority.	Electoral	Popular.	Increase Popular.	Per cent Increase.	Electoral.
19	1860	Abraham Lincoln..	5,270	42.5	*1,319	3	12,410			3
		J. C. Breckinridge	3,006	24.2						
		John Bell.....	183	1.5						
		S. A. Douglas....	3,951	31.8						
20	1864	Abraham Lincoln..	9,888	53.9	1,431	3	18,345	5,935	47.8	3
		Geo. B. McClellan	8,457	46.1						
21	1868	Ulysses S. Grant...	10,961	49.6			22,086	3,741	20.4	3
		Horatio Seymour.	11,125	50.4	164	3				
22	1872	Ulysses S. Grant...	11,819	58.8	3,517	3	20,121	†1,965	†9.0	3
		Horace Greeley..	7,730	38.4						
		Charles O'Conor..	572	2.8						
23	1876	Rutherford B. Hayes	15,206	50.9	547	3	29,865	9,744	48.4	3
		Samuel J. Tilden.	14,149	47.4						
		Peter Cooper.....	510	1.7						

PENNSYLVANIA.

1	1789	George Washington				10				10
2	1792	George Washington				15				15
3	1796	John Adams				1				15
		Thomas Jefferson				14				
4	1800	Thomas Jefferson..				8				15
		John Adams				7				
5	1804	Thomas Jefferson..				20				20
6	1808	James Madison....				20				20
7	1812	James Madison....				25				25
8	1816	James Monroe				25				25
9	1820	James Monroe				†24				25
10	1824	John Q. Adams....	5,440	11.5			47,355			28
		Andrew Jackson.	36,100	76.2	24,845	28				
		Wm. H. Crawford	4,206	8.9						
		Henry Clay.....	1,609	3.4						
11	1828	Andrew Jackson...	101,652	66.7	50,804	28	152,500	105,145	222.0	28
		John Q. Adams..	50,848	33.3						
12	1832	Andrew Jackson...	90,983	61.6	34,267	30	147,699	†4,801	†3.1	30
		Henry Clay.....	56,716	38.4						
13	1836	Martin Van Buren..	91,475	51.2	4,364	30	178,586	30,887	20.9	30
		Wm. H. Harrison	87,111	48.8						
14	1840	Wm. H. Harrison..	144,021	50.0	2	30	288,040	109,454	61.3	30
		Martin Van Buren	143,676	49.9						
		James G. Birney..	343	.1						
15	1844	James K. Polk.....	167,535	50.5	3,194	26	331,876	43,836	15.2	26
		Henry Clay.....	161,203	48.6						
		James G. Birney..	3,138	.9						
16	1848	Zachary Taylor....	185,513	50.4	3,074	26	367,952	36,076	10.8	26
		Lewis Cass.	171,176	46.5						
		Martin Van Buren	11,263	3.1						
17	1852	Franklin Pierce....	198,568	51.4	10,869	27	386,267	18,315	5.0	27
		Winfield Scott...	179,174	46.4						
		John P. Hale.	8,525	2.2						
18	1856	James Buchanan...	230,710	50.1	1,025	27	460,395	74,128	19.2	27
		John C. Fremont.	147,510	32.0						
		Millard Fillmore.	82,175	17.9						
19	1860	Abraham Lincoln ..	268,030	56.3	59,618	27	476,442	16,047	3.3	27
		J. C. Breckinridge	178,871	37.5						
		John Bell... ..	12,776	2.7						
		S. A. Douglas....	16,765	3.5						
20	1864	Abraham Lincoln ..	296,391	51.8	20,075	26	572,707	96,265	20.2	26
		Geo. B. McClellan	276,316	48.2						
21	1868	Ulysses S. Grant...	342,280	52.2	28,898	26	655,662	82,955	14.5	26
		Horatio Seymour.	313,382	47.8						

* Plurality.

† Decrease.

‡ One vote not cast.

PENNSYLVANIA—CONTINUED.

ELEC- TION.	No.	Year.	CANDIDATES FOR PRESIDENT.	VOTE FOR CANDIDATES.				TOTAL VOTE.			
				Popular	Per cent Popular.	Major- ity.	Electoral.	Popular.	Increase Popular.	Per cent Increase.	Electoral.
22	1872		Ulysses S. Grant...	349,589	62.1	135,918	29	563,260	+92,402	+14.1	29
			Horace Greeley...	212,041	37.6				
			James Black.....	1,630	.3				
23	1876		Rutherford B. Hayes	384,122	50.6	9,375	29	758,869	195,609	34.7	29
			Samuel J. Tilden.	366,158	48.3				
			Peter Cooper.....	7,187	.9				
			G. C. Smith.....	1,319	.2				
			Scattering.....	83				

RHODE ISLAND.

2	1792	George Washington	4	4
3	1796	John Adams	4	4
4	1800	John Adams	4	4
5	1804	Thomas Jefferson..	4	4
6	1808	C. C. Pinckney...	4	4
7	1812	De Witt Clinton..	4	4
8	1816	James Monroe.....	4	4
9	1820	James Monroe.....	4	4
10	1824	John Q. Adams....	2,145	91.5	1,945	4	2,345	4
		Wm. H. Crawford	200	8.5
11	1828	Andrew Jackson....	821	23.0	3,575	1,230	52.5	4
		John Q. Adams....	2,754	77.0	1,933	4
12	1832	Andrew Jackson....	2,126	43.1	4,936	1,361	38.1	4
		Henry Clay.....	2,810	56.9	684	4
13	1836	Martin Van Buren..	2,964	52.2	254	4	5,674	738	14.9	4
		Wm. H. Harrison.	2,710	47.8
14	1840	Wm. H. Harrison...	5,278	61.2	1,935	4	8,621	2,947	51.9	4
		Martin Van Buren	3,301	38.3
		James G. Birney.	42	.5
15	1844	James K. Polk.....	4,867	39.6	12,296	3,675	42.6	4
		Henry Clay.....	7,322	59.5	2,348	4
		James G. Birney.	107	.9
16	1848	Zachary Taylor....	6,779	60.8	2,403	4	11,155	†1,141	†9.3	4
		Lewis Cass.....	3,646	32.7
		Martin Van Buren	730	6.5
17	1852	Franklin Pierce....	8,735	51.4	465	4	17,005	5,850	52.4	4
		Winfield Scott....	7,626	44.8
		John P. Hale.....	644	3.8
18	1856	James Buchanan...	6,680	33.7	19,822	2,817	16.5	4
		John C. Fremont..	11,467	57.8	3,112	4
		Millard Fillmore..	1,675	8.5
19	1860	Abraham Lincoln..	12,244	61.4	4,537	4	19,951	129	.7	4
		S. A. Douglas....	7,707	38.6
20	1864	Abraham Lincoln..	13,692	61.8	5,222	4	22,162	2,211	11.1	4
		Geo. B. McClellan	8,470	38.2
21	1868	Ulysses S. Grant...	12,993	66.5	6,445	4	19,541	†2,621	†11.8	4
		Horatio Seymour.	6,548	33.5
22	1872	Ulysses S. Grant...	13,665	71.9	8,336	4	18,994	†547	†2.8	4
		Horace Greeley...	5,329	28.1
23	1876	Rutherford B. Hayes	15,787	59.3	4,947	4	26,627	7,633	40.3	4
		Samuel J. Tilden.	10,712	40.2
		Peter Cooper.....	68	.3
		G. C. Smith.....	60	.2

*SOUTH CAROLINA.

1	1789	George Washington	7	7
2	1792	George Washington	8	8
3	1796	Thomas Jefferson	8	8
4	1800	Thomas Jefferson..	8	8
5	1804	Thomas Jefferson...	10	10
6	1808	James Madison.....	10	10

* No popular vote for Presidential Electors in South Carolina until the amendment of its Constitution in 1868.
† Decrease.

SOUTH CAROLINA—CONTINUED.

ELECTION.		CANDIDATES FOR PRESIDENT.	VOTE FOR CANDIDATES.				TOTAL VOTE.			
No.	Year.		Popular	Per cent Popular.	Majority.	Electoral.	Popular.	Increase Popular.	Per cent Increase.	Electoral.
7	1812	James Madison....				11				11
8	1816	James Monroe....				11				11
9	1820	James Monroe....				11				11
10	1824	Andrew Jackson..				11				11
11	1828	Andrew Jackson..				11				11
12	1832	John Floyd.....				11				11
13	1836	Willie P. Mangum ..				11				11
14	1840	Martin Van Buren				11				11
15	1844	James K. Polk.....				9				9
16	1848	Lewis Cass.....				9				9
17	1852	Franklin Pierce...				8				8
18	1856	James Buchanan...				8				8
19	1860	J. C. Breckinridge				8				8
20	1864								
21	1868	Ulysses S. Grant...	62,301	57.9	17,064	6	107,538			6
		Horatio Seymour	45,237	42.1						
22	1872	Ulysses S. Grant...	72,290	75.9	49,400	7	95,180	+12,358	+11.5	7
		Horace Greeley..	22,703	23.9						
		Charles O'Connor.	187	.2						
23	1876	Rutherford B. Hayes	91,870	50.3	964	7	182,776	87,596	92.0	7
		Samuel J. Tilden	90,906	49.7						

TENNESSEE.

3	1796	Thomas Jefferson				3				3
4	1800	Thomas Jefferson..				3				3
5	1804	Thomas Jefferson..				5				5
6	1808	James Madison....				5				5
7	1812	James Madison....				8				8
8	1816	James Monroe....				8				8
9	1820	James Monroe....				†7				8
10	1824	John Q. Adams....	261	1.0			20,725			11
		Andrew Jackson.	20,197	97.5	19,669	11				
		Wm. H. Crawford	312	1.5						
11	1828	Andrew Jackson...	44,090	95.2	41,850	11	46,330	25,605	123.5	11
		John Q. Adams...	2,240	4.8						
12	1832	Andrew Jackson...	28,740	95.2	27,304	15	30,176	+16,154	+34.9	15
		Henry Clay.....	1,436	4.8						
13	1836	Martin Van Buren..	26,120	42.1			62,082	31,906	105.7	15
		Hugh L. White...	35,962	57.9	9,842	15				
14	1840	Wm. H. Harrison...	60,391	55.6	12,102	15	108,680	46,598	75.1	15
		Martin Van Buren	48,289	44.4						
15	1844	James K. Polk.....	59,917	49.9			119,947	11,267	10.4	13
		Henry Clay.....	60,030	50.1	113	13				
16	1848	Zachary Taylor....	64,705	52.6	6,286	13	123,124	3,177	2.7	13
		Lewis Cass.....	58,419	47.4						
17	1852	Franklin Pierce....	57,018	49.9			115,916	+7,208	+5.8	12
		Winfield Scott...	58,898	50.1	1,880	12				
18	1856	James Buchanan...	73,638	52.7	7,460	12	139,816	23,900	20.6	12
		Millard Fillmore..	66,178	47.3						
19	1860	J. C. Breckinridge	64,709	44.5			145,333	5,517	3.9	12
		John Bell.....	69,274	47.7	*4,565	12				
		S. A. Douglas....	11,350	7.8						
20	1864								
21	1868	Ulysses S. Grant...	56,628	68.4	30,499	10	82,757	+62,576	+43.1	10
		Horatio Seymour.	26,129	31.6						
22	1872	Ulysses S. Grant...	85,655	47.6			180,046	97,239	117.6	12
		Horace Greeley..	94,391	52.4	8,736					
		Thos. A. Hendricks				12				
23	1876	Rutherford B. Hayes	89,566	40.2			222,732	42,686	23.7	12
		Samuel J. Tilden.	133,166	59.8	43,600	12				

* Plurality.

† Decrease.

‡ One vote not cast.

TEXAS.

ELECTION.		CANDIDATES FOR PRESIDENT.	VOTE FOR CANDIDATES.				TOTAL VOTE.			
No.	Year.		Popular	Per cent Popular	Majority.	Electoral	Popular.	Increase Popular.	Per cent. Increase.	Electoral
16	1848	Zachary Taylor....	4,509	29.7	15,177	4
		Lewis Cass.....	10,668	70.3	6,159	4	4
17	1852	Franklin Pierce....	13,552	73.1	8,557	4	18,547	3,370	22.2	4
		Winfield Scott....	4,995	26.9
18	1856	James Buchanan...	31,169	66.6	15,530	4	46,808	28,261	152.3	4
		Millard Fillmore..	15,639	33.4
19	1860	J.C. Breckenridge	47,548	75.5	32,110	4	62,986	16,178	34.5	4
		John Bell.....	15,438	24.5
20	1864
21	1868
22	1872	Ulysses S. Grant...	47,406	40.7	116,405	53,419	84.8	8
		Horace Greeley..	66,500	57.1	16,595
		Charles O'Conor..	2,499	2.2
		T. A. Hendricks.	8
23	1876	Rutherford B. Hayes	44,800	30.0	149,555	33,150	28.5	8
		Samuel J. Tilden.	104,755	70.0	59,955	8

VERMONT.

2	1792	George Washington	†3	4
3	1796	John Adams.....	4	4
4	1800	John Adams.....	4	4
5	1804	Thomas Jefferson.	6	6
6	1808	James Madison....	6	6
7	1812	James Madison....	8	8
8	1816	James Monroe.....	8	8
9	1820	James Monroe.....	8	8
10	1824	John Q. Adams.....	7	7
11	1828	Andrew Jackson...	8,205	24.9	32,989	7
		John Q. Adams..	24,784	75.1	16,579	7
12	1832	Andrew Jackson...	7,870	19,022	7
		Henry Clay.....	11,152
		William Wirt.....	7
13	1836	Martin Van Buren..	14,037	40.1	35,028	7
		Wm. H. Harrison.	20,991	59.9	6,954	7
14	1840	Wm. H. Harrison..	32,445	63.9	14,117	7	50,773	15,745	44.9	7
		Martin Van Buren	18,009	35.5
		James G. Birney..	319	.6
15	1844	James K. Polk.....	18,041	37.0	48,765	†2,008	†3.9	6
		Henry Clay.....	26,770	54.9	4,775	6
		James G. Birney.	3,954	8.1
16	1848	Zachary Taylor....	23,122	48.3	*9,285	6	47,907	†858	†1.8	6
		Lewis Cass.....	10,948	22.8
		Martin Van Buren	13,837	28.9
17	1852	Franklin Pierce....	13,044	29.7	43,838	†4,069	†8.5	5
		Winfield Scott...	22,173	50.6	508	5
		John P. Hale.....	8,621	19.7
18	1856	James Buchanan...	10,569	20.8	50,675	6,837	15.6	5
		John C. Fremont.	39,561	78.1	28,447	5
		Millard Fillmore.	545	1.1
19	1860	Abraham Lincoln..	33,808	78.9	24,772	5	42,844	†7,831	†15.4	5
		J.C. Breckenridge	1,969	4.6
		John Bell.....	218	.5
		S. A. Douglas....	6,849	16.0
20	1864	Abraham Lincoln..	42,419	76.1	29,098	5	55,740	12,896	30.1	5
		Geo. B. McClellan	13,321	23.9
21	1868	Ulysses S. Grant...	44,167	78.0	32,122	5	56,212	472	.8	5
		Horatio Seymour.	12,045	21.4
22	1872	Ulysses S. Grant...	41,481	78.3	29,961	5	53,001	†3,211	†6.0	5
		Horace Greeley...	10,927	20.6
		Charles O'Conor..	593	1.1
23	1876	Rutherford B. Hayes	44,092	68.5	23,838	5	64,346	11,345	21.4	5
		Samuel J. Tilden.	20,254	31.5

* Plurality.

† Decrease.

‡ One vote not cast.

VIRGINIA.

ELEC-TION.		CANDIDATES FOR PRESIDENT.	VOTE FOR CANDIDATES.				TOTAL VOTE.			
No.	Year.		Popular	Per cent Popular.	Majority.	Electoral.	Popular	Increase Popular.	Per cent Increase.	Electoral.
1	1789	George Washington				†10				12
2	1792	George Washington				21				21
3	1796	John Adams				1				21
		Thomas Jefferson				20				..
4	1800	Thomas Jefferson..				21				21
5	1804	Thomas Jefferson..				24				24
6	1808	James Madison				24				24
7	1812	James Madison				25				25
8	1816	James Monroe.....				25				25
9	1820	James Monroe.....				25				25
10	1824	John Q. Adams....	3,189	21.3			14,955			24
		Andrew Jackson..	2,861	19.1						..
		Wm. H. Crawford	8,489	56.8	2,023	24				..
		Henry Clay	416	2.8						..
11	1828	Andrew Jackson...	26,752	68.9	14,651	24	38,853	23,898	159.8	24
		John Q. Adams..	12,101	31.1						..
12	1832	Andrew Jackson	33,609	74.6	22,158	23	45,060	6,207	15.9	23
		Henry Clay	11,451	25.4						..
13	1836	Martin Van Buren..	30,261	56.4	6,893	23	53,629	8,569	19.0	23
		Wm. H. Harrison	23,368	43.6						..
14	1840	Wm. H. Harrison..	42,501	49.2			86,394	32,765	61.1	23
		Martin Van Buren	43,893	50.8	1,392	23				..
15	1844	James K. Polk.....	49,570	53.2	5,893	17	93,247	6,853	7.9	17
		Henry Clay.....	43,677	46.8						..
16	1848	Zachary Taylor....	45,124	49.2			91,719	†1,528	†1.7	17
		Lewis Cass.....	46,586	50.8	1,453	17				..
		Martin V. n Buren	9							..
17	1852	Franklin Pierce....	73,858	55.8	15,286	15	132,430	40,711	44.4	15
		Winfield Scott ...	58,572	44.2						..
18	1856	James Buchanan...	89,706	59.7	29,105	15	150,307	17,877	13.5	15
		John C. Fremont..	291	.2						..
		Millard Fillmore..	60,310	40.1						..
19	1860	Abraham Lincoln ..	1,929	1.2			167,223	16,916	11.3	15
		J. C. Breckinridge	74,323	44.4						..
		John Bell.....	74,681	44.7	*358	15				..
		S. A. Douglas....	16,290	9.7						..
20	1864
21	1868
22	1872	Ulysses S. Grant ..	93,468	50.5	1,772	11	185,164	17,941	10.7	11
		Horace Greeley ..	91,654	49.5						..
		Charles O'Conor..	42							..
1876		Rutherford B. Hayes	95,558	40.6			235,228	50,064	27.0	11
		Samuel J. Tilden.	139,670	59.4	44,112	11				..

WEST VIRGINIA.

0	1864	Abraham Lincoln..	23,152	68.9	12,714	5	33,590			5
		Geo. B. McClellan	10,438	31.1						..
21	1868	Ulysses S. Grant...	29,175	59.0	8,869	5	49,481	15,891	47.3	5
		Horatio Seymour.	20,306	41.0						..
22	1872	Ulysses S. Grant...	32,315	51.8	2,264	5	62,366	12,885	26.0	5
		Horace Greeley ..	29,451	47.2						..
		Charles O'Conor..	600	1.0						..
23	1876	Rutherford B. Hayes	42,698	42.5			100,526	38,160	61.2	5
		Samuel J. Tilden.	56,455	56.1	12,384	5				..
		Peter Cooper.....	1,373	1.4						..

* Plurality.

† Decrease.

‡ Two votes not cast.

WISCONSIN.

ELECTION.		CANDIDATES FOR PRESIDENT.	VOTE FOR CANDIDATES.				TOTAL VOTE.			
No.	Year.		Popular	Per cent Popular.	Majority.	Electoral.	Popular.	Increase Popular.	Per cent Increase.	Electoral.
16	1848	Zachary Taylor.....	13,747	35.1	39,166	4
		Lewis Cass.....	15,001	28.3	*1,254	4
		Martin Van Buren	10,418	26.6
17	1852	Franklin Pierce....	33,658	52.0	2,604	5	64,712	25,546	65.2	5
		Winfield Scott....	22,240	34.4
		John P. Hale.....	8,814	13.6
18	1856	James Buchanan..	52,843	44.2	119,512	54,800	84.7	5
		John C. Fremont.	66,090	55.3	12,668	5
		Millard Fillmore..	579	.5
19	1860	Abraham Lincoln..	86,110	56.6	20,040	5	152,180	32,668	27.3	5
		J. C. Breckinridge	888	.6
		John Bell.....	161	.1
		S. A. Douglas...	65,021	42.7
20	1864	Abraham Lincoln..	83,458	55.9	17,574	8	149,342	†2,838	†1.8	8
		Geo. B. McClellan	65,884	44.1
21	1868	Ulysses S. Grant...	108,857	56.2	24,150	8	193,564	44,222	29.6	8
		Horatio Seymour.	84,707	43.8
22	1872	Ulysses S. Grant...	104,997	54.6	17,686	10	192,308	†1,256	†.7	10
		Horace Greeley..	86,477	45.0
		Charles O'Connor..	834	.4
23	1876	Rutherford B. Hayes	130,668	51.0	5,205	10	256,131	63,823	33.2	10
		Samuel J. Tilden.	123,927	48.4
		Peter Cooper.....	1,509	.6
		G. C. Smith.....	27

NUMBER OF SUCCESSFUL AND UNSUCCESSFUL CANDIDATES CHOSEN BY EACH STATE.

STATES.	Successful.			STATES.	Successful.			STATES.	Successful.			STATES.	Successful.		
	Successful.	Unsuccessful.	No. Elections.		Successful.	Unsuccessful.	No. Elections.		Successful.	Unsuccessful.	No. Elections.		Successful.	Unsuccessful.	No. Elections.
1 Alabama	9	5	14	11 Iowa.....	6	2	8	21 Missouri.	9	6	15	31 Rhode Is.	15	7	22
2 Arkansas	6	4	10	12 Kansas..	4	..	4	22 Neb.....	3	..	3	32 S. C.....	15	7	22
3 Califor'a.	7	..	7	13 Ky.....	11	11	22	23 Nevada..	4	..	4	33 Tenn....	12	8	20
4 Colorado	1	..	1	14 La.....	13	3	16	24 N. H....	16	7	23	34 Texas....	2	4	6
5 Conn.....	13	10	23	15 Maine...	12	3	15	25 N. J....	14	9	23	35 Vermont	15	7	22
6 Delawa'e	9	14	23	16 Md.....	13	10	23	26 N. Y....	18	4	22	36 Virginia.	15	6	21
7 Florida.	6	1	7	17 Mass...	13	10	23	27 N. C....	16	5	21	37 W. Va...	3	1	4
8 Georgia..	15	7	22	18 Mich....	9	2	11	28 Ohio....	14	5	19	38 Wiscons.	6	2	8
9 Illinois..	12	3	15	19 Minn....	5	..	5	29 Oregon..	4	1	5
10 Indiana..	12	4	16	20 Miss....	9	4	13	30 Penn....	21	2	23

* Plurality.

† Decrease.

CUSTOMS REVENUE OF THE UNITED STATES.

A Comparative Statement showing the Customs Revenue, Amount of Dutiable and Free Goods Imported, and the Average Rate of Duty in each Year from 1821 to 1879, inclusive.

[From the Official Reports on Commerce and Navigation.]

YEAR.	Receipts from Customs.	Imports.			Per cent on Dutiable	Per cent on Aggre- gate.
		Free.	Dutiable.	Total Amount Imported.		
1821.....	\$18,475,704	\$10,082,313	\$52,503,411	\$62,585,724	35.6	29.5
1822.....	24,066,066	7,298,708	75,942,833	83,241,541	31.7	28.9
1823.....	22,402,024	9,048,288	68,530,979	77,579,267	32.7	28.8
1824.....	25,486,817	12,563,773	67,985,234	80,549,007	37.5	31.6
1825.....	31,653,871	10,947,510	85,392,565	96,340,075	37.1	32.8
1826.....	26,083,862	12,567,769	72,406,708	84,974,477	34.6	30.7
1827.....	27,948,957	11,855,104	67,628,964	79,484,068	41.3	35.1
1828.....	29,951,252	12,379,176	76,130,648	88,509,824	39.3	33.8
1829.....	27,688,701	11,805,501	62,687,026	74,492,527	44.3	37.1
1830.....	28,389,505	12,746,245	58,130,675	70,876,920	48.8	40
1831.....	36,596,118	13,456,625	89,734,499	103,191,124	40.8	35.4
1832.....	29,341,176	14,249,453	86,779,813	101,029,266	33.8	29
1833.....	24,177,578	32,477,950	75,670,361	108,118,311	31.9	22.4
1834.....	18,960,706	68,393,180	58,128,152	126,521,332	32.6	15
1835.....	25,890,727	77,940,493	71,955,249	149,895,742	36.0	17.2
1836.....	30,818,328	92,056,481	97,923,554	189,980,035	31.6	16.2
1837.....	18,134,131	69,250,031	71,739,186	140,989,217	25.3	12.4
1838.....	19,702,825	60,860,005	52,857,399	113,717,404	37.8	17.3
1839.....	25,554,534	76,401,792	85,690,340	162,092,132	29.9	15.8
1840.....	15,104,791	57,196,204	49,945,315	107,141,519	30.4	14.1
1841.....	19,919,492	66,019,731	61,926,446	127,946,177	32.2	15.6
1842.....	16,662,747	30,627,486	69,534,601	100,162,087	23.1	16.6
1843.....	10,208,000	35,574,584	29,179,215	64,753,799	35.7	15.7
1844.....	29,236,357	24,766,881	83,668,154	108,435,035	35.1	26.9
1845.....	30,952,416	22,147,840	95,106,724	117,254,564	32.5	26.4
1846.....	26,712,668	24,767,739	96,924,058	121,691,797	26½	21.9
1847.....	23,747,865	41,772,636	104,773,002	146,545,638	22½	16.2
1848.....	31,757,071	22,716,603	132,282,325	154,998,928	24	20.4
1849.....	28,346,739	22,377,665	125,479,774	147,857,439	23	19.2
1850.....	39,668,686	22,710,382	145,427,936	178,138,318	25.2	22.3
1851.....	49,017,568	25,106,587	191,118,345	216,224,932	26	22.6
1852.....	47,339,326	29,692,934	183,252,508	212,945,442	26	22.2
1853.....	58,931,865	31,383,534	236,595,113	267,978,647	25	22
1854.....	64,224,190	33,285,821	271,276,560	304,562,381	23.5	21.1
1855.....	53,025,794	40,090,336	221,378,184	261,468,520	23	20.3
1856.....	64,022,863	56,955,706	257,684,236	314,439,942	25	20.3
1857.....	63,875,905	66,729,306	294,160,835	360,890,141	21.5	17.7
1858.....	41,789,621	80,319,275	202,293,875	282,613,150	20	14.8
1859.....	49,565,824	79,721,116	259,047,014	338,768,130	19	14.6
1860.....	53,187,511	90,841,749	279,872,327	362,166,254	19	14.7
1861.....	39,582,126	117,469,962	218,180,191	335,650,153	18.14	11.79
1862.....	49,056,398	69,136,705	136,635,024	205,771,729	35.90	23.84
1863.....	69,059,642	44,826,029	208,093,891	252,919,920	33.19	27.30
1864.....	102,316,153	54,241,944	275,320,951	329,562,895	37.16	31.04
1865.....	84,928,260	54,329,588	194,226,064	248,555,652	43.75	34.17
1866.....	179,046,630	69,728,618	375,783,540	445,512,158	47.65	40.19
1867.....	176,417,811	45,203,970	372,627,601	417,831,571	47.34	42.22
1868.....	164,464,599	29,379,149	342,245,659	371,624,808	48.05	44.25
1869.....	180,048,427	41,454,563	395,859,687	437,314,255	45.48	41.17
1870.....	192,878,265	46,508,795	415,845,856	462,354,651	46.37	41.71
1871.....	206,270,408	57,857,761	483,635,947	541,493,708	42.64	38.11
1872.....	216,370,287	61,010,902	579,327,864	640,338,766	37.34	33.77
1873.....	188,089,523	166,296,821	497,320,326	663,617,147	37.82	28.34
1874.....	163,103,834	180,117,061	415,748,693	595,865,754	39.20	27.54
1875.....	157,167,722	167,255,005	379,795,113	547,050,118	41.38	28.73
1876.....	148,071,985	156,298,594	320,379,277	476,677,871	46.21	31.06
1877.....	130,956,493	181,528,251	298,989,238	480,517,489	43.79	27.25
1878.....	130,170,680	171,099,579	295,773,267	466,872,846	44.01	27.88
1879.....	137,250,048	162,977,505	303,096,270	466,073,775	45.28	29.44

NOTE.—The percentages of duty are only approximately, not absolutely, correct, the rates being computed for the earlier years upon the gross value of merchandise, etc., imported, instead of upon the value of goods entering into consumption in the respective years.

PRINCIPAL IMPORTS INTO THE UNITED STATES, WITH RATES OF DUTY THEREON.*

Table showing Quantities, Values, Total Duties, Rates of Duty and Average Duty, ad valorem, on all imported Commodities paying \$100,000 or upwards into the Treasury, in the year 1878.

[Compiled from the Official Report on Commerce and Navigation of the U. S. for 1878.]

COMMODITIES.	Quantities.	Values.	Rate of Duty.	Total Duties.	Average Duty, ad valorem, per cent.
Ale, porter, and beer: In bottles.....gallons	491,606	Dollars. 499,607	35 c. per gall.	Dollars. 173,153	34.44
Aniline dyes or colors...lbs.	228,424	479,373	{ 50 c. per lb. } { and 35 p. c. }	282,131	58.83
Animals, living: Cattle, hogs, horses, sheep, etc. No.	419,346	2,553,351	20 per cent.	510,984	20.00
Barley..... bushels	5,806,191	3,493,557	15 c. per bush.	870,929	24.94
Books and other printed matter.....		1,497,898	25 per cent.	374,480	25.00
Braids of straw.....		891,251	30 per cent.	269,634	30.00
Brushes.....		295,413	40 per cent.	118,165	40.00
Buttons.....		1,836,121	30 per cent.	850,855	30.00
Cheese..... lbs.			4 c. per lb.	87,880	22.12
China, porcelain, and Parian ware, plain, white, and not decorated in any manner.....		289,133	45 per cent.	130,193	45.00
“ Gilded, ornamented, or decorated in any manner.. ..		657,465	50 per cent.	329,248	50.00
“ Other earthen, stone, or crockery ware, white, glazed, edged, printed, painted, or dipped, or cream colored.....	572,846	3,031,393	40 per cent.	1,212,748	40.00
Coal, bitum. and shale, tons.....		1,929,660	75 c. per ton.	429,634	22.26
“ Cotton, manufactures of: Plain bleached, value 20 cents or less per square yard.....square yards	7,489,608	905,849	5½ c. per yard.	412,072	45.47
“ Printed or colored, value 25 cents or less per square yard.....square yards	5,528,103	803,874	{ 5½ c. per sq. } { yd. & 20 p.c. }	464,872	57.82
“ “ Value over 25 cents per square yard.....square yards	1,422,441	384,045	35 per cent.	134,433	35.00
“ Hosiery.....		4,770,103	35 per cent.	1,669,536	35.00
“ Laces, cords, braids, gimps, galloons, and cotton laces, colored and insertings.....		2,482,903	35 per cent.	869,232	35.00

* For greater condensation, fractions are omitted, and the figures are therefore approximate, except as to rates and percentages of duty, which are the figures of the Bureau of Statistics.

PRINCIPAL IMPORTS INTO THE UNITED STATES, WITH RATES OF
DUTY THEREON, 1878—*Continued.*

COMMODITIES.	Quantities.	Values.	Rate of Duty.	Total Duties.	Average Duty, <i>ad valorem</i> , per cent.
Cotton, thread-yarn, warps, or warp-yarn not wound on spools, valued at over 60 and not exceeding 80 cents per pound lbs.	561,862	390,025	{ 30 c. per lb. } { and 20 p. c. }	246,564	63.22
Cotton, valued at over 80 cts. per pound lbs.	1,007,517	1,196,620	{ 40 c. per lb. } { and 20 p.c. }	642,331	53.68
" Velvet, velveteens, velvet bindings, ribbons, and vestings		730,278	35 per cent.	255,597	35.00
Cotton manufactures not otherwise specified		3,794,111	35 per cent.	1,328,531	35.00
Currants, Zante or other lbs.	17,941,352	776,827	1 c. per lb.	179,414	23.09
Diamonds (cut), cameos, mosaics, gems, pearls, rubies, and other precious stones, not set		2,970,469	10 per cent.	297,047	10.00
Dolls		375,610	35 per cent.	131,453	35.00
Embroideries, of cotton or wool		2,542,822	35 per cent.	890,023	35.00
Fans		360,912	35 per cent.	126,319	35.00
Feathers, ostrich, cock, and other ornamental		919,632	25 per cent.	229,918	25.00
Feathers and flowers, artificial and ornamental, not otherwise provided for		842,587	50 per cent.	421,260	50.00
Fire-crackers, in boxes of 40 packs, not exceeding 80 to the pack boxes	125,025	101,913	\$1 per box.	125,060	122.68
Flax: Linens, valued at 30 cents or less per square yd.		8,057,839	35 per cent.	2,820,615	35.00
" valued at above 30 cents per square yard		1,691,851	40 per cent.	676,787	40.00
" Burlaps, and like manufactures of flax, jute, or hemp, of which either shall be the component of chief value (except bagging for cotton)		2,467,685	30 per cent.	740,385	30.00
" Duck, canvas, paddings, cot-bottoms, diapers, crash, huckabacks, handkerchiefs (not hemmed), lawns, or other manufactures of flax, jute, or hemp, valued at 30 cents or less per square yard		670,355	35 per cent.	234,705	35.00
" valued at above 30 cents per square yard		317,847	40 per cent.	127,139	40.00
" Thread, twine, and pack-thread		627,733	40 per cent.	251,093	40.00
" All other manufactures of flax not otherwise provided for		550,379	40 per cent.	220,161	40.00
Fruits and nuts: Almonds, not shelled lbs.	2,089,134	219,578	6 c. per lb.	125,348	57.08
" Filberts and walnuts lbs.	4,834,452	268,926	3 c. per lb.	145,034	53.93
" Prunes lbs.	17,654,657	1,172,177	1 c. per lb.	176,547	15.06
" Raisins lbs.	32,931,736	1,904,866	2½ c. per lb.	823,318	43.22
Furs, and manufactures of		2,059,729	20 per cent.	412,011	20.00

PRINCIPAL IMPORTS INTO THE UNITED STATES, WITH RATES OF DUTY THEREON, 1878—Continued.

COMMODITIES.	Quantities.	Values.	Rate of Duty.	Total Duties.	Average Duty, <i>ad valorem</i> , per cent.
Glass-ware: Porcelain, Bohemian, cut, engraved, painted, colored, printed, stained, silvered, or gilded, not including plate-glass, silvered, or looking-glass plates.....		458,448	40 per cent.	183,537	40.00
" Plate-glass, cast, polished not silvered, above 24 by 60 in.....sq. ft.	756,779	658,560	50 c. per sq. ft.	278,390	57.49
" Window-glass, cylinder, crown, or common, unpolished, above 10 by 15 and not above 16 by 24.lbs.	5,892,216	175,755	2 c. per lb.	117,853	67.05
" Above 16 by 24 and not above 24 by 30..... lbs	6,562,511	225,818	2½ c. per lb.	164,063	72.65
" " Above 24 by 30 in....lbs.	6,223,651	273,842	3 c. per lb.	186,936	68.18
" Manufactures of, not otherwise specified		539,126	40 per cent.	215,806	40.00
Hats, bonnets, and hoods, straw.....		736,674	40 per cent.	295,024	40.00
Hemp, jute, and other fibre: Bags, cotton-bags, and bagging (except bagging for cotton).....		1,004,832	40 per cent.	403,480	40.00
" Sisal grass, etc., for cordage, cwt.....	157,765	764,139	\$15 per ton.	118,324	15.48
" Jute butts..... cwt.	493,276	1,000,011	\$6 per ton.	147,983	13.45
" Manila, India, and other like substitutes for hemp..... cwt.	322,072	1,827,999	\$25 per ton.	403,048	22.02
India Rubber, manufactures of: Braces, webbing, etc..			35 per cent.		35.00
Iron and steel, manufactures of: Bar iron, ¾ @ 2 in. thick..... lbs.	44,908,913	988,629	1 c. per lb.	449,089	45.43
" Pig iron..... tons	1,122,144	1,281,430	\$7 per ton.	392,999	30.65
" Rolled..... lbs.	8,712,613	226,791	1¼ c. per lb.	108,908	48.02
" Manufactures of iron not otherwise provided for ...		1,095,367	35 per cent.	383,430	35.00
" Steel, and manufactures of: Pen-knives, jack-knives, and pocket-knives		797,530	50 per cent.	398,791	50.00
" All other cutlery, including sword-blades		354,966	35 per cent.	123,914	35.00
" In ingots, bars, coils, sheets, and steel-wire, not less than ¼ inch diameter, valued at 7 cents per pound or less..... lbs.	6,278,292	329,731	2¼ c. per lb.	141,292	42.84
" Valued at above 7 cents and not over 11 cents per pound. lbs.	4,699,342	473,845	3 c. per lb.	140,995	29.75
" Muskets, rifles, and other firearms.....		342,109	35 per cent.	119,782	35.00
" Manufactures of steel not otherwise provided for....		662,804	45 per cent.	298,312	45.00
Jewelry of gold, silver, or other metal, or imitations of.....			25 per cent.		25.00

PRINCIPAL IMPORTS INTO THE UNITED STATES, WITH RATES OF
DUTY THEREON, 1878—Continued.

COMMODITIES.	Quantities.	Values.	Rate of Duty.	Total Duties.	Average Duty, <i>ad valorem</i> , per cent.
Lead, and manufactures of: Pigs and bars, and molten..... lbs.	6,717,052	294,233	2 c. per lb.	134,341	45.66
Leather, and manufactures of: Calf-skins, tanned, or tanned and dressed.....		1,839,460	25 per cent.	459,970	25.00
"Gloves, of kid or leather, of all descriptions.....		3,179,763	50 per cent.	1,589,984	50.00
"Upper leather of all kinds, and skins, dressed and finished, of all kinds, not otherwise provided for....		1,554,373	20 per cent.	310,920	20.00
"Manufactures of, and articles of leather, or of which leather shall be a component part, not otherwise provided for.....		333,484	35 per cent.	116,727	35.00
Lemons and oranges.....		3,841,138	20 per cent.	768,258	20.00
Marble, and manufactures of: Veined and all other, in block, roughed or squared, not otherwise specified..... cub. ft.	357,725	376,936	{ 50 c. per cu. } { ft. & 20 p. c. }	254,895	67.45
Mats of cocoa-nut, china, and all other floor-matting, of flags, jute, or grass.....		422,006	30 per cent.	126,602	30.00
Metal, manufactures of, not otherwise provided for.....		478,907	35 per cent.	167,667	35.00
Musical instruments.....		533,010	30 per cent.	159,868	30.00
Oils, olive, salad, in bottles or flasks..... gallons	195,631	379,765	\$1 per gall.	195,694	51.51
Opium..... lbs.	209,874	712,628	\$1 per lb.	209,874	29.15
Opium prepared for smoking..... lbs.	54,805	617,160	\$.6 per lb.	328,829	53.27
Papier-maché manufactures, not otherwise provided for.....		1,340,382	35 per cent.	469,163	35.00
Rice, cleaned... lbs.	41,179,975	1,104,710	2½ c. per lb.	1,037,647	93.23
Salt, in bags, sacks, barrels, or other packages..... lbs.	352,109,963	1,062,995	12 c. per 100 lbs.	422,546	39.75
" in bulk..... lbs.	414,813,516	483,908	8 c. per 100 lbs.	332,092	69.00
Sardines and anchovies, packed in oil or otherwise..... quarter boxes	7,075,982	631,736	4 c. per box.	287,039	45.44
Seeds: Flaxseed or linseed (56 lbs. to the bushel).. bushels	1,284,862	1,880,197	20 c. per bush	256,972	13.63
Silk: Braids, laces, fringes, galloons, buttons, and ornaments, dress and piece goods.....		13,509,262	60 per cent.	8,295,965	60.00
"Velvets.....		1,303,786	60 per cent.	782,388	60.00
"Ready-made clothing.....		248,711	60 per cent.	149,227	60.00
"Ribbons.....		1,600,458	60 per cent.	954,275	60.00
"Ribbons (edge of cotton).....		201,758	50 per cent.	100,879	50.00
"Silk manufactures not otherwise provided for, made of silk, or of which silk is the component or chief value.....		1,925,787	60 per cent.	1,155,898	60.00

PRINCIPAL IMPORTS INTO THE UNITED STATES, WITH RATES OF DUTY THEREON, 1878—Continued.

COMMODITIES.	Quantities.	Values.	Rate of Duty.	Total Duties.	Average Duty, <i>ad valorem</i> , per cent.
Silk: manufactures of, which have as a component thereof 25 per centum, or over, in value of cotton, flax, wool, or worsted...	35,178,762	1,313,496	50 per cent.	656,713	50.00
Soda caustic.....lbs.	208,425,700	1,015,554	1½ c. per lb.	497,681	49.01
Soda ash.....lbs.	3,128,772	¼ c. per lb.	521,069	16.65
Spices: Cassia, and Cassia Vera.....lbs.	1,134,769	138,552	10 c. per lb.	115,651	81.90
" Nutmegs.....lbs.	848,282	459,445	20 c. per lb.	171,802	36.93
" Pepper: black and white, grain.....lbs.	7,507,049	609,956	5 c. per lb.	376,205	61.53
Spirits and wines: Brandy, proof.....gallons	506,076	1,021,032	\$2 per gall.	1,020,495	99.13
" Cordials, liqueurs, arrack, absinthe, kirschwasser, ratafia.....gallons	73,358	163,402	\$2 per gall.	147,035	141.88
" Spirits, other, manufactured or distilled from grain.....gallons	436,288	251,892	\$2 per gall.	873,956	346.49
" Spirits, other (except brandy), manufactured or distilled from other materials.....gallons	204,303	125,909	\$2 per gall.	409,926	324.52
" Cologne-water and other perfumery, of which alcohol forms the principal ingredient.....gallons	9,557	157,076	{ \$3 per gall. } { and 50 p. c. }	107,315	68.25
Sugar and molasses: Molasses.....gallons	26,855,764	6,860,316	{ 5 c. plus 25 } { per cent }	1,678,485	24.47
" Molasses concent'ed, tank-bottoms, sirup of sugarcane, and melado.....lbs.	36,691,376	1,383,482	{ 1½ c. plus } { 25 c. per lb. }	687,963	49.73
Sugar: All not above No. 7, Dutch standard.....lbs.	860,287,182	41,516,497	{ 1¾ c. plus } { 25 p.c.p.lb. }	18,818,782	45.33
" Above No. 7 and not above No. 10.....lbs.	618,019,876	33,232,883	{ 2 c. plus 25 } { p. c. pr. lb. }	15,450,497	46.49
" Above No. 10 and not above No. 13.....lbs.	72,316,574	4,110,513	{ 2¾ c. plus 25 } { p. c. per lb. }	2,033,904	26.98
Tartar, cream of.....lbs.	10 c. per lb.	42.55
Tartar, argols, other than crude.....lbs.	6 c. per lb.	26.88
Tin, plates or sheets.....lbs.	242,647,871	9,873,640	1⅞ c. per lb.	2,669,662	26.98
Tobacco, and manufactures of: Leaf, unmanufactured and not stemmed.....lbs.	7,458,344	3,909,061	35 c. per lb.	2,613,449	66.67
" Cigars, cigarettes and cheroots.....lbs.	551,056	2,117,519	{ \$2.50 pr.lb. } { and 25 p. c. }	1,907,480	90.06
Toys, wooden and other.....	271,467	50 per cent.	135,755	50.00
Watches, of gold or silver.....	717,323	25 per cent.	179,331	25.00
Wines, Champagne, and all other sparkling, in bottles, containing not more than 1 pint each and more than ½ pint.....dozen.	98,801	618,439	\$3 per dozen.	296,578	47.92
" containing not more than 1 quart and more than 1 pint.....dozens	78,088	924,360	\$6 per doz.	469,377	50.68

PRINCIPAL IMPORTS INTO THE UNITED STATES, WITH RATES OF DUTY THEREON, 1878—*Continued.*

COMMODITIES.	Quantities.	Values.	Rate of Duty.	Total Duties.	Average Duty, <i>ad valorem</i> , per cent.
Wines, still, in casks...galls.	3,653,726	1,874,791	40 c. per gall.	1,467,735	77.95
" in bottles, containing each not more than 1 quart and more than 1 pint.doz.bots.	142,811	620,369	\$1.60 per doz.	229,185	36.99
Wood: Boards, planks, deals, and other lumber.....M ft.	263,711	2,569,860	\$2 per M. ft.	527,422	20.52
" Manufactures of, not otherwise provided for....	453,547	35 per cent.	177,639	35.00
Wools, hair of the alpaca, goat, etc.: Raw and manufactured, Class No. 1, clothing wool, value 32 cents or less per lb...lbs.	9,387,544	2,214,233	{ 10 c. per lb. } { and 11 p. c., } { less 10 p. c. }	1,177,557	53.17
" Class No. 2, value not over 32 cents per pound.lbs.	2,077,382	633,464	{ 10 c. per lb. } { and 11 p. c. }	277,477	43.79
" Class No. 2, value over 32 cents per pound.....lbs.	951,487	336,219	{ 12 c. per lb. } { and 10 p. c. }	147,800	43.96
" Class No. 3, carpet and other similar wools, valued at 12 cents or less per pound.....lbs.	19,855,982	2,233,597	3 c. per lb.	595,756	36.62
" Value over 12 cents per pound..... lbs.	7,000,296	1,361,042	6 c. per lb.	420,049	30.86
" Dress goods, women and children's, and real or imitation Italian cloths, valued at not exceeding 20 cents per sq. yd...sq. yds.	22,133,465	3,745,160	{ 6 c. per sq. } { yd.&35 p.c. }	2,639,129	70.46
" Valued at above 20 cents per square yard.. sq. yds.	28,162,129	8,728,461	{ 8 c. per sq. } { yd.&40 p.c. }	5,744,983	65.81
" Dress goods, women and children's, and real or imitation Italian cloths, weighing 4 ounces and over per square yard...lbs.	1,014,341	1,690,509	{ 50 c. per lb. } { and 35 p. c. }	1,098,859	65.00
" Hosiery, valued at above 80 cents per pound.....lbs.	178,840	464,598	{ 50 c. per lb. } { and 35 p. c. }	252,029	54.25
" Manufactures not otherwise specified, valued at above 80 cents per lb..lbs.	604,300	882,958	{ 50 c. per lb. } { and 35 p. c. }	611,458	69.22
Wool and worsted, Cloths.lbs.	4,005,575	5,657,394	{ 50 c. per lb. } { and 35 p. c. }	3,983,590	70.40
Wool Clothing — articles of wear.....lbs.	165,936	576,439	{ 50 c. per lb. } { and 40 p. c. }	313,586	54.39
Wool, manufactures wholly or in part of, not otherwise provided for.....lbs.	128,725	209,204	{ 50 c. per lb. } { and 35 p. c. }	137,713	65.76
" Shawls, woollen.....lbs.	86,587	198,155	{ 50 c. per lb. } { and 35 p. c. }	113,728	56.85
" Worsted, etc., not otherwise provided for.....	380,268	1,102,873	{ 50 c. per lb. } { and 40 p. c. }	655,085	57.24
" Webbing, beltings, bindings, braids, galloons, fringes, cords, buttons, etc.....lbs.	332,206	805,893	{ 50 c. per lb. } { and 50 p. c. }	569,665	70.67
" Yarns, valued at above 80 cents per pound... lbs.	458,226	543,163	{ 50 c. per lb. } { and 50 p. c. }	419,252	77.18
Average duty on all dutiable commodities.....				42.75	

FOREIGN CARRYING TRADE OF THE UNITED STATES.

[From the Report on Commerce and Navigation of the United States for 1877, etc.]

STATEMENT showing the value of the IMPORTS and EXPORTS of the United States carried respectively in UNITED STATES VESSELS, and in FOREIGN VESSELS, during fifty-eight years ended June 30, 1879, with the percentage carried in vessels of the United States.

Fiscal years.	IMPORTS.		EXPORTS.		Total imports and exports carried in American vessels.	Total imports and exports carried in foreign vessels.	Percentage carried in American vessels.
	American vessels.	Foreign ves-sels.	American vessels.	Foreign ves-sels.			
	\$	\$	\$	\$	\$	\$	
1821.	58,025,890	4,559,825	55,175,572	9,798,410	113,201,462	14,358,235	88.7
1822.	76,984,331	6,257,210	60,715,568	11,444,713	137,699,899	17,701,923	88.4
1823.	71,511,541	6,067,726	65,315,666	9,383,464	136,827,207	15,451,190	89.9
1824.	75,265,053	5,283,954	67,411,706	8,574,951	142,676,759	13,858,905	91.2
1825.	91,902,512	4,437,563	88,799,749	10,735,639	180,702,261	15,173,202	92.3
1826.	80,778,120	4,196,357	69,553,516	8,041,806	150,331,636	12,238,163	92.5
1827.	74,965,496	4,518,572	72,090,544	10,232,283	147,056,040	14,750,855	90.9
1828.	81,951,319	6,558,505	61,108,374	11,156,312	143,059,693	17,714,817	88.9
1829.	69,325,552	5,166,975	62,089,441	10,269,230	131,414,993	15,436,205	89.5
1830.	66,035,739	4,481,181	63,882,719	9,966,789	129,918,458	14,447,970	89.9
1831.	93,962,110	9,229,014	65,546,181	15,764,402	159,508,291	24,993,416	86.5
1832.	90,298,229	10,731,037	66,140,760	21,036,183	156,438,989	31,767,220	83.1
1833.	98,060,772	10,057,539	68,058,231	22,082,202	166,119,003	32,139,741	83.8
1834.	113,700,174	12,821,158	77,693,461	26,643,512	191,393,635	39,464,670	83.0
1835.	135,288,865	14,606,877	94,135,191	27,558,386	229,424,056	42,165,263	84.5
1836.	171,056,442	18,323,593	97,132,457	31,530,583	268,188,899	49,854,176	84.3
1837.	122,177,193	18,812,024	91,207,563	26,211,813	213,384,756	45,023,837	82.6
1838.	103,087,448	10,629,956	89,819,799	18,666,817	192,907,247	29,296,773	84.2
1839.	143,874,252	18,217,880	94,787,948	26,240,468	238,662,200	44,458,348	84.3
1840.	92,802,352	14,339,167	105,622,257	26,463,689	198,424,609	40,802,856	82.9
1841.	113,221,877	14,724,300	94,808,638	24,043,165	208,030,515	41,767,465	83.3
1842.	88,724,280	11,437,807	79,893,023	24,798,511	168,617,303	36,236,318	82.3
1843.	49,971,875	14,781,924	65,053,636	19,292,844	115,025,511	34,074,768	77.1
1844.	94,174,673	14,260,362	78,450,529	32,749,517	172,625,202	47,009,879	78.6
1845.	102,438,481	14,816,083	86,942,442	27,704,164	189,380,923	42,520,247	81.7
1846.	106,008,173	15,683,624	86,550,175	26,938,341	192,558,348	42,621,965	81.7
1847.	113,141,357	33,404,281	100,204,804	53,868,210	213,346,161	87,272,491	70.9
1848.	128,647,232	26,351,696	109,657,931	44,374,200	238,305,163	70,725,896	77.4
1849.	120,382,152	27,475,287	100,533,123	45,222,697	220,915,275	72,697,984	75.2
1850.	139,657,043	38,481,275	99,615,041	52,283,679	239,272,084	90,764,954	72.5
1851.	163,650,543	52,574,389	152,456,689	65,931,322	316,107,232	118,505,711	72.7
1852.	155,258,467	53,038,388	139,476,937	70,181,429	294,735,404	123,219,817	70.5
1853.	191,688,325	76,290,322	155,028,802	75,947,355	346,717,127	152,237,677	69.5
1854.	215,376,273	86,117,821	191,322,266	84,474,054	406,698,539	170,591,875	70.5
1855.	202,234,900	59,233,620	203,250,562	71,906,284	405,485,462	131,139,904	75.6
1856.	249,972,512	64,667,430	232,295,762	94,669,146	482,268,274	159,336,576	75.2
1857.	259,116,170	101,773,971	251,214,857	111,745,825	510,331,027	213,519,796	70.5
1858.	203,700,016	78,913,134	243,491,288	81,153,133	447,191,304	160,066,267	73.7
1859.	216,123,428	122,644,702	249,617,953	107,171,509	465,741,381	229,816,211	66.9
1860.	228,164,855	134,001,399	279,082,902	121,039,394	507,247,757	255,040,793	66.5
1861.	201,544,055	134,106,098	179,972,733	69,372,180	381,516,788	203,478,278	65.2
1862.	92,274,100	113,497,629	125,421,318	104,517,667	217,695,418	218,015,296	50.0
1863.	109,744,580	143,175,340	132,127,891	199,880,691	241,872,471	343,056,031	41.4
1864.	81,212,077	248,350,818	102,849,409	237,442,730	184,061,486	485,793,548	27.5
1865.	74,385,116	174,170,536	93,017,756	262,839,588	167,402,872	437,010,124	27.7
1866.	112,040,395	333,471,763	213,671,466	351,754,928	325,711,861	685,246,691	32.2
1867.	117,209,536	300,622,035	179,788,851	279,399,969	296,998,387	580,022,004	33.9
1868.	122,965,225	248,659,583	175,016,348	301,886,491	297,981,573	550,546,074	35.1
1869.	136,802,024	300,512,231	153,154,748	285,979,781	289,956,772	586,492,012	33.1
1870.	153,237,283	309,140,304	199,732,324	329,786,978	352,969,607	638,927,282	35.6
1871.	163,285,710	363,020,644	190,378,462	392,801,932	353,664,172	755,822,576	31.8
1872.	177,286,302	445,416,783	168,044,799	393,929,579	345,331,101	839,346,362	29.1
1873.	174,739,839	471,806,765	171,566,758	494,915,886	346,306,597	966,722,651	26.4
1874.	176,027,778	405,320,135	174,424,216	533,885,971	350,451,994	939,206,106	27.2
1875.	157,872,726	382,949,568	156,385,066	501,838,949	314,257,792	884,788,517	26.2
1876.	143,389,704	321,130,500	167,686,467	492,215,487	311,076,171	813,345,987	27.7
1877.	151,834,067	329,565,833	164,826,214	530,354,703	316,660,281	859,920,536	26.9
1878.	146,499,282	307,407,565	166,512,291	569,588,781	313,011,573	876,996,346	26.3
1879.	143,590,353	310,499,599	128,425,339	600,769,633	272,015,692	911,269,232	22.9

TONNAGE OF THE UNITED STATES, 1789-1878.

Comparative View of the Distribution of the Tonnage of the United States Merchant Marine, employed in the Foreign Trade, the Coastwise Trade, and the Fisheries, each Year, from 1789 to 1878.

Compiled from the Annual Report of the Register of the Treasury, 1878.

YEARS.	Foreign Trade.	Coastwise Trade.	Whale Fisheries.	Cod and Mackerel Fisheries.	Sail.	Steam.	Total.	Annual Increase or Decrease per cent.
	Tons.	Tons.	Tons.	Tons.	Tons.	Tons.	Tons.	
1789.....	123,893	68,607	9,062	201,562	201,562
1790.....	346,254	103,775	28,348	478,377	478,377	137.33
1791.....	363,110	106,494	32,542	502,146	502,146	4.96
1792.....	411,438	120,957	32,062	564,457	564,457	12.35
1793.....	367,734	122,071	30,959	520,764	520,764	- 7.74
1794.....	438,863	162,578	4,129	23,048	628,618	628,618	20.71
1795.....	529,471	184,398	3,163	30,933	747,965	747,965	19.00
1796.....	576,733	217,841	2,364	34,962	831,900	831,900	11.22
1797.....	597,777	237,403	1,104	40,628	876,912	876,912	5.41
1798.....	603,376	251,443	763	42,746	898,328	898,328	2.49
1799.....	657,142	246,640	5,647	29,979	939,408	939,408	4.57
1800.....	667,107	272,492	3,466	29,427	972,492	972,492	3.52
1801.....	630,558	274,551	3,085	39,382	947,576	947,576	- 2.56
1802.....	557,760	289,623	3,201	41,522	892,106	892,106	- 5.85
1803.....	585,910	299,060	12,390	51,812	949,172	949,172	6.39
1804.....	660,514	317,537	12,339	52,014	1,042,404	1,042,404	1.00
1805.....	744,224	332,663	6,015	57,465	1,140,367	1,140,367	9.40
1806.....	798,507	340,540	10,507	59,183	1,208,737	1,208,737	5.99
1807.....	840,163	349,028	9,051	70,306	1,268,548	1,268,548	4.95
1808.....	765,252	420,819	4,526	51,998	1,242,595	1,242,595	- 2.04
1809.....	906,855	405,163	3,777	34,487	1,350,282	1,350,282	8.66
1810.....	981,019	405,347	3,589	34,828	1,424,783	1,424,783	5.51
1811.....	763,607	420,362	5,299	43,234	1,232,502	1,232,502	-13.49
1812.....	758,636	477,972	2,930	30,459	1,269,997	1,269,997	2.95
1813.....	672,700	470,109	2,942	20,877	1,166,628	1,166,628	- 8.14
1814.....	674,633	466,159	562	17,855	1,159,209	1,159,209	- 0.63
1815.....	854,295	475,666	1,230	36,937	1,368,128	1,368,128	18.02
1816.....	800,760	522,665	1,168	47,626	1,372,219	1,372,219	0.29
1817.....	804,851	525,030	5,224	64,807	1,399,912	1,399,912	0.20
1818.....	589,954	549,374	16,750	69,107	1,225,185	1,225,185	-10.34
1819.....	581,230	571,058	82,386	76,078	1,260,752	1,260,752	0.04
1820.....	583,657	588,025	36,445	72,040	1,280,167	1,280,167	1.54
1821.....	593,825	614,845	27,995	62,293	1,298,958	1,298,958	1.47
1822.....	613,068	624,189	18,216	69,226	1,324,699	1,324,699	1.98
1823.....	600,003	617,805	40,503	78,255	1,311,687	24,879	1,336,566	0.89
1824.....	636,807	641,563	33,346	77,447	1,367,553	21,610	1,389,163	3.94
1825.....	667,408	640,861	33,379	81,462	1,400,049	23,061	1,423,110	2.44
1826.....	696,221	722,340	41,974	73,656	1,500,132	34,059	1,534,191	7.80
1827.....	701,517	789,259	45,892	83,929	1,580,409	40,198	1,620,607	5.63
1828.....	757,998	842,906	54,801	85,687	1,701,974	39,418	1,741,392	7.45
1829.....	592,859	508,858	57,284	101,797	1,206,761	54,037	1,260,798	-27.60
1830.....	537,563	516,979	39,705	97,529	1,127,304	64,472	1,191,776	- 5.47
1831.....	538,136	539,724	82,797	107,189	1,233,401	34,445	1,267,846	6.38
1832.....	614,121	649,627	73,246	102,458	1,348,636	90,814	1,439,450	13.53
1833.....	648,869	744,199	101,636	111,447	1,504,301	101,850	1,606,151	11.59
1834.....	749,378	783,619	108,424	117,486	1,636,093	122,814	1,758,907	9.51
1835.....	788,173	797,338	97,649	141,781	1,702,127	122,814	1,824,941	3.13
1836.....	753,094	873,023	146,254	109,731	1,736,546	145,556	1,882,102	3.13
1837.....	683,205	956,981	129,137	127,363	1,741,921	154,765	1,896,686	0.24
1838.....	702,962	1,041,105	124,860	126,713	1,802,217	193,423	1,995,640	5.22
1839.....	702,400	1,153,552	132,285	108,242	1,891,541	204,938	2,096,479	5.05
1840.....	762,838	1,176,694	136,927	104,305	1,978,455	202,309	2,180,764	4.02
1841.....	788,398	1,107,068	157,405	77,873	1,955,656	175,088	2,130,744	- 2.30
1842.....	823,746	1,045,753	151,990	70,902	1,862,730	229,661	2,092,391	- 1.80
1843.....	856,930	1,076,156	152,517	73,000	1,921,736	236,867	2,158,603	3.16
1844.....	900,471	1,109,615	168,614	101,396	2,007,926	272,170	2,280,096	5.63
1845.....	904,476	1,223,218	190,903	93,404	2,090,983	326,019	2,417,002	6.00

TONNAGE OF THE UNITED STATES, 1789-1879—(Continued),

YEARS.	Foreign Trade.	Coast-wise Trade.	Whale Fisheries.	Cod and Mackerel-Fisheries.	Sail.	Steam.	Total.	Annual Increase or Decrease per cent.
	Tons.	Tons.	Tons.	Tons.	Tons.	Tons.	Tons.	
1846.....	943,307	1,315,577	187,420	115,781	2,214,192	347,893	2,562,085	6.00
1847.....	1,047,454	1,488,601	193,859	109,132	2,434,205	404,841	2,839,046	10.81
1848.....	1,168,707	1,659,317	192,613	133,406	2,726,151	427,891	3,154,042	11.09
1849.....	1,258,756	1,770,376	180,186	124,698	2,871,621	462,395	3,334,016	5.71
1850.....	1,439,694	1,797,825	146,017	151,918	3,010,020	525,434	3,535,454	6.04
1851.....	1,544,663	1,899,976	181,644	146,156	3,188,832	583,607	3,772,439	6.70
1852.....	1,705,650	2,055,873	193,798	183,119	3,504,200	634,240	4,138,440	9.70
1853.....	1,910,471	2,134,258	193,203	169,078	3,802,392	604,618	4,407,010	6.49
1854.....	2,151,918	2,322,114	181,901	146,969	4,126,295	676,607	4,802,902	8.96
1855.....	2,348,358	2,543,255	186,848	133,540	4,441,716	770,285	5,212,001	8.52
1856.....	2,302,190	2,247,663	189,461	132,339	4,198,576	673,077	4,871,653	2.60
1857.....	2,268,196	2,336,609	195,842	140,196	4,235,059	705,784	4,940,843	1.41
1858.....	2,301,148	2,401,220	198,594	148,846	4,321,418	728,390	5,049,808	2.20
1859.....	2,321,674	2,480,929	185,728	156,707	4,376,285	768,753	5,145,038	1.90
1860.....	2,379,396	2,644,867	166,841	162,764	4,485,931	867,937	5,353,868	4.06
1861.....	2,496,894	2,704,724	145,734	192,461	4,662,609	877,204	5,539,813	3.47
1862.....	2,173,537	2,616,716	117,714	204,197	4,401,701	710,463	5,112,164	- 4.51
1863.....	1,926,886	2,960,633	99,228	168,309	4,579,537	575,519	5,155,056	0.84
1864.....	1,486,749	3,245,265	95,145	159,241	4,026,065	960,335	4,986,400	- 3.85
1865.....	509,199	1,016,199	1,380	53,216	1,212,805	367,189	1,570,994	} 2.21
1865.....	1,009,151	2,365,323	89,136	53,278	2,816,838	699,950	3,516,788	
1866.....	1,031,541	2,162,220	76,990	97,728	2,442,212	926,267	3,368,479	} -15.42
1866.....	356,215	557,401	28,180	503	785,254	157,045	942,299	
1867.....	1,300,852	2,528,214	52,384	76,065	2,834,535	1,122,980	3,957,515	} - 0.12
1867.....	214,796	132,176	278,072	68,900	346,972	
1868.....	1,460,940	2,702,140	71,343	83,887	3,118,895	1,199,415	4,318,310	} 1.10
1868.....	33,449	33,449	33,449	
1869.....	1,496,220	2,515,515	70,202	62,704	3,041,083	1,103,568	4,144,641	- 4.76
1870.....	1,448,846	2,638,247	67,954	91,460	4,171,412	1,075,095	4,246,507	2.46
1871.....	1,363,652	2,764,600	61,490	92,865	3,194,970	1,087,637	4,282,607	0.85
1872.....	1,359,040	2,929,552	51,608	97,547	3,326,194	1,111,553	4,437,747	3.62
1873.....	1,378,533	3,163,220	44,755	109,519	3,539,584	1,156,443	4,696,027	5.82
1874.....	1,389,815	3,293,439	39,108	78,290	3,615,042	1,185,610	4,800,652	2.23
1875.....	1,515,598	3,219,698	38,229	80,207	3,685,064	1,168,668	4,853,732	1.16
1876.....	1,553,705	2,598,835	39,116	87,802	3,107,086	1,172,372	4,279,458	-11.83
1877.....	1,611,193	2,540,322	40,593	91,085	3,071,404	1,171,196	4,242,600	- 0.86
1878.....	1,629,047	2,519,361	39,700	86,547	3,045,087	1,167,678	4,212,765	- 0.70
1879.....	1,451,505	2,598,183	40,028	79,885	2,993,429	1,176,172	4,169,601	- 1.02

SUCCESSION OF BRITISH PARLIAMENTS SINCE 1800.

Parliament.	Assembled.	Dissolved.	Duration.			Parliament.	Assembled.	Dissolved.	Duration.		
			Y.	M.	D.				Y.	M.	D.
GEORGE III.						10th..	June 14, 1831.	Dec. 3, 1832.	1	5	19
1st...	Sept. 27, 1796.	June 29, 1802.	5	9	2	11th..	Jan. 29, 1833.	Dec. 30, 1834.	1	11	1
2d....	Aug. 31, 1802.	Oct. 29, 1806.	4	1	28	12th..	Feb. 19, 1835.	July 17, 1837.	2	4	28
3d....	Dec. 15, 1806.	April 29, 1807.	4	14	VICTORIA.					
4th...	June 22, 1807.	Sept. 29, 1812.	5	3	7	13th..	Nov. 15, 1837.	June 22, 1841.	3	7	8
5th...	Nov. 24, 1812.	June 10, 1818.	5	6	16	14th..	Aug. 19, 1841.	July 23, 1847.	5	11	4
6th...	Aug. 4, 1818.	Feb. 29, 1820.	1	6	25	15th..	Nov. 18, 1847.	July 1, 1852.	4	7	13
GEORGE IV.						16th..	Nov. 4, 1852.	Mar. 21, 1857.	4	4	17
7th...	April 23, 1820.	June 2, 1826.	6	1	9	17th..	April 30, 1857.	April 23, 1859.	1	11	23
8th...	Nov 14, 1826.	July 24, 1830.	3	8	10	18th..	May 31, 1859.	July 6, 1865.	6	1	5
WILLIAM IV.						19th..	Feb. 1, 1866.	Nov. 11, 1868.	2	9	11
9th...	Oct. 26, 1830.	April 22, 1831.	5	26	20th..	Dec. 10, 1868.	Jan. 26, 1874.	5	1	16
						21st..	March 5, 1874.	Present Parli	ament.		

U. S. IMPORTS OF LEADING ARTICLES—1821-1879.

[Compiled from the Annual Reports on the Commerce and Navigation of the U. S.]

FISCAL YEARS.	Woolens.	Cottons.	Hemp and mfs.	Iron and steel mfs.	Linens and flax mfs.	Silks.
	Dollars.	Dollars.	Dollars.	Dollars.	Dollars.	Dollars.
1821...	7,437,737	7,589,711	1,738,806	1,868,529	2,564,159	4,486,924
1822...	12,185,904	10,246,907	3,059,413	3,155,575	4,132,747	6,840,928
1823...	8,268,038	8,554,877	2,293,737	2,967,121	3,803,007	6,718,444
1824...	8,386,597	8,895,757	2,370,234	2,831,702	3,873,616	7,205,317
1825...	11,392,264	12,509,516	2,619,210	3,706,416	3,887,787	10,299,743
1826...	8,431,974	8,348,034	2,699,084	3,186,485	2,987,026	8,327,909
1827...	8,742,701	9,316,153	2,581,821	3,973,587	2,656,786	6,712,015
1828...	8,679,505	10,996,270	3,278,759	4,180,915	3,239,539	7,686,640
1829...	6,881,489	8,362,017	2,230,724	3,430,908	2,842,431	7,192,698
1830...	5,766,396	7,862,326	1,613,221	3,655,848	3,011,280	5,932,242
1831...	12,627,229	16,090,224	1,812,721	4,827,833	3,790,111	11,117,646
1832...	9,992,424	10,399,653	2,627,871	5,306,245	4,073,164	9,248,907
1833...	13,262,500	7,660,449	2,660,089	4,135,437	3,132,557	9,498,366
1834...	11,879,328	10,145,181	2,349,302	4,746,621	5,485,389	10,998,964
1835...	17,834,424	15,367,585	3,172,188	5,351,616	6,472,021	16,677,547
1836...	21,080,003	17,876,087	4,270,000	7,880,869	9,307,493	22,980,212
1837...	8,500,292	11,150,841	2,481,706	6,526,693	5,544,761	14,352,823
1838...	11,512,920	6,599,330	2,189,322	3,613,286	3,972,098	9,871,248
1839...	18,575,945	14,908,181	2,813,715	6,507,510	7,703,065	21,742,369
1840...	9,071,184	6,504,484	2,374,270	3,184,900	4,614,466	9,835,757
1841...	11,001,939	11,757,036	3,309,351	4,255,960	6,846,807	15,554,897
1842...	8,375,725	9,578,515	1,627,422	3,572,081	3,659,184	9,457,417
1843...	2,472,154	2,958,796	788,780	1,012,086	1,484,921	2,704,013
1844...	9,408,279	13,236,830	1,127,340	2,395,760	4,492,826	8,310,711
1845...	10,504,423	13,360,729	942,033	4,075,142	4,923,109	9,731,796
1846...	9,935,925	12,857,422	877,109	3,660,581	5,098,505	10,667,649
1847...	10,639,473	14,704,186	691,091	8,710,180	5,154,837	11,733,371
1848...	15,061,102	17,205,417	787,235	7,060,470	6,624,648	14,543,633
1849...	13,503,202	15,183,759	938,567	9,262,567	5,907,242	13,791,232
1850...	16,900,916	19,681,612	1,064,860	10,864,680	8,134,574	17,639,624
1851...	19,239,930	21,486,502	828,050	10,780,312	8,795,740	25,777,245
1852...	17,348,184	18,716,741	857,988	18,843,569	8,515,709	21,651,752
1853...	27,051,934	26,412,243	760,416	26,993,082	10,236,037	30,434,886
1854...	31,119,654	32,477,106	395,456	28,288,241	10,863,536	34,696,831
1855...	22,076,448	15,742,923	295,051	23,945,274	8,617,165	24,366,556
1856...	30,705,161	24,337,504	237,162	21,618,718	11,189,463	30,226,532
1857...	30,848,620	28,114,924	915,876	23,320,148	11,441,542	27,800,319
1858...	26,288,189	17,574,142	843,740	14,453,617	6,557,323	20,222,103
1859...	33,301,509	26,026,140	814,327	14,749,056	10,340,605	26,745,527
1860...	37,735,914	9,079,676	1,035,479	18,464,346	10,736,335	30,767,744
1861...	28,169,826	24,722,079	1,302,182	14,837,062	9,537,401	23,686,351
1862...	15,325,630	8,904,051	2,813,899	8,631,938	4,049,672	7,588,376
1863...	20,992,859	14,121,589	5,951,291	12,382,375	8,042,426	12,890,760
1864...	32,760,850	14,341,501	6,231,319	19,609,698	9,915,635	20,597,723
1865...	20,757,958	7,324,438	3,509,994	13,802,936	10,169,669	8,439,145
1866...	57,725,389	27,652,413	5,662,872	19,425,109	23,801,214	28,508,696
1867...	51,913,871	23,872,474	6,372,822	24,996,275	20,464,875	18,357,052
1868...	37,233,513	16,668,382	7,604,551	22,521,392	13,430,743	16,908,533
1869...	40,637,389	19,088,786	5,785,762	28,077,471	16,552,887	22,288,669
1870...	42,099,181	21,900,898	6,348,419	32,489,199	16,253,162	23,870,142
1871...	52,700,628	26,587,995	8,013,364	43,256,120	18,061,095	32,154,604
1872...	69,811,240	29,983,671	7,845,024	52,890,457	21,220,496	36,341,694
1873...	72,892,743	31,810,680	7,862,444	57,333,158	20,428,391	29,835,867
1874...	59,287,932	24,922,254	6,926,681	34,709,345	17,472,755	23,996,782
1875...	55,856,545	24,199,793	6,262,203	20,474,244	16,603,242	24,380,923
1876...	42,260,342	19,850,107	6,549,065	12,871,385	14,456,046	23,668,191
1877...	33,465,179	16,456,296	6,192,708	10,222,220	13,915,902	21,751,219
1878...	24,724,047	19,398,791	2,124,290	9,057,633	14,413,600	19,701,731
1879...	24,353,821	19,928,310	1,936,669	9,547,148	14,693,842	24,013,398

U. S. IMPORTS OF LEADING ARTICLES—1821-1879.

[Compiled from the Annual Reports on the Commerce and Navigation of the U. S.]

FISCAL YEARS.	Sugar.	Molasses.	Tea.	Coffee.	Spirits and wines.	Earthen, stone, and China ware.
	Dollars.	Dollars.	Dollars.	Dollars.	Dollars.	Dollars.
1821...	3,553,895	1,719,227	1,322,636	4,489,970	3,678,262	763,883
1822...	5,035,003	2,398,355	1,860,777	5,552,649	4,314,888	1,164,609
1823...	3,259,031	2,634,222	2,361,245	7,098,119	3,082,961	1,143,415
1824...	5,411,617	2,413,643	2,786,252	5,437,029	3,193,518	888,869
1825...	4,232,662	2,457,715	3,728,935	5,250,828	3,961,473	1,086,890
1826...	5,311,954	2,838,728	3,752,281	4,159,558	3,368,900	1,337,589
1827...	4,577,464	2,818,982	1,714,882	4,464,391	3,272,471	1,181,047
1828...	3,546,795	2,788,471	2,451,197	5,192,338	3,839,189	1,554,010
1829...	3,622,655	1,484,104	2,060,457	4,588,585	3,017,476	1,337,744
1830...	4,630,922	995,776	2,425,018	4,227,021	2,194,092	1,259,060
1831...	4,931,824	2,432,488	1,418,037	6,317,666	2,710,795	1,624,604
1832...	2,936,619	2,524,281	2,788,353	9,099,464	3,752,497	2,024,020
1833...	4,755,856	2,867,986	5,484,603	10,567,299	3,806,723	1,818,187
1834...	5,538,102	2,989,020	6,217,949	8,762,657	4,263,633	1,591,413
1835...	6,806,425	3,074,172	4,522,806	10,715,466	5,383,289	1,697,682
1836...	12,514,718	4,077,312	5,342,811	9,653,053	6,249,415	2,709,187
1837...	7,203,806	3,444,701	5,903,054	8,657,760	5,576,543	1,823,400
1838...	7,586,831	3,865,285	3,497,156	7,640,217	3,795,200	1,385,536
1839...	9,924,632	4,364,234	2,428,419	9,744,103	5,664,123	2,483,258
1840...	5,581,128	2,910,791	5,427,010	8,546,222	3,801,740	2,010,231
1841...	8,802,742	2,628,519	3,466,245	10,444,882	3,834,648	1,536,450
1842...	6,503,563	1,942,575	4,527,108	8,938,638	2,157,885	1,557,961
1843...	2,532,618	1,134,820	3,849,862	6,399,189	575,541	588,036
1844...	6,897,245	2,833,753	4,120,735	9,764,554	1,787,982	1,633,482
1845...	4,049,708	3,154,782	5,761,788	6,243,532	2,091,306	2,439,515
1846...	4,397,239	3,332,297	5,032,121	8,420,243	3,170,965	2,525,349
1847...	9,406,253	2,994,170	4,285,157	9,109,891	3,170,167	2,242,241
1848...	8,775,223	3,435,703	6,225,479	8,249,997	3,095,238	2,332,996
1849...	7,275,780	2,778,174	4,101,652	9,060,443	3,790,733	2,261,331
1850...	6,950,716	2,890,185	4,719,232	11,234,835	5,372,063	2,601,393
1851...	13,478,709	3,707,581	4,798,005	12,851,070	5,198,758	3,340,622
1852...	13,977,393	3,595,127	7,285,817	14,474,900	4,644,053	3,444,095
1853...	14,168,337	3,684,888	8,186,217	15,525,954	7,139,939	3,178,182
1854...	11,604,656	3,126,293	6,729,447	14,549,718	6,872,565	4,137,691
1855...	13,284,663	3,502,370	6,973,999	16,940,400	6,069,481	3,717,670
1856...	21,295,154	4,334,668	6,893,891	21,514,196	9,655,400	3,347,884
1857...	41,596,238	8,259,175	5,757,860	22,386,379	6,801,467	4,037,064
1858...	18,946,663	4,116,759	6,777,295	18,341,081	5,478,840	3,215,236
1859...	28,345,297	5,062,850	7,388,741	25,086,029	6,870,206	3,434,032
1860...	28,931,166	5,216,327	8,803,771	21,768,939	8,712,817	4,407,812
1861...	27,822,672	4,151,013	6,977,283	20,568,297	6,748,281	3,301,234
1862...	20,357,524	3,427,813	6,545,654	14,192,195	2,511,141	1,286,602
1863...	19,083,225	4,732,378	8,003,525	10,395,860	3,517,810	2,271,247
1864...	29,662,978	7,256,064	10,549,880	16,221,586	4,758,117	2,535,788
1865...	25,249,243	7,471,467	4,956,730	11,241,706	2,406,408	2,184,683
1866...	39,596,492	7,227,351	11,123,231	20,531,764	6,917,869	3,012,591
1867...	35,922,199	8,916,311	12,415,037	20,696,259	5,756,998	5,309,269
1868...	49,343,516	12,262,270	11,111,560	25,288,451	4,598,013	4,007,213
1869...	59,821,189	12,011,147	13,687,750	24,531,743	6,272,491	4,372,607
1870...	55,665,073	11,345,631	13,863,273	24,234,879	7,587,676	4,388,771
1871...	61,324,362	13,489,261	17,254,617	30,992,869	8,638,441	4,681,376
1872...	79,146,974	12,802,128	22,943,575	37,942,225	8,582,223	5,270,785
1873...	77,992,978	14,929,415	24,466,170	44,109,671	9,258,469	6,015,925
1874...	77,443,598	10,947,824	21,112,234	55,048,967	8,636,469	4,882,355
1875...	70,016,959	12,879,153	22,673,703	50,591,488	7,769,527	4,265,210
1876...	55,704,594	11,863,299	19,524,166	56,788,997	6,594,551	4,304,808
1877...	81,215,547	7,808,257	16,181,467	53,634,991	6,061,497	3,709,542
1878...	69,649,837	7,887,732	15,660,168	51,914,605	5,517,427	4,051,786
1879...	67,828,757	8,630,644	14,577,618	47,356,819	6,037,203	4,082,787

Aggregate Exports from the United States of Leading Articles of Domestic Production, 1821-1879.

[Compiled from the Annual Reports on Commerce and Navigation.]

FISCAL YEAR.	Cotton, Raw.	Cotton Manuf's. ¹	Iron and Steel Manuf's. ²	Corn, Indian. ³	Flour.	Wheat.	Bacon and Hams.
	Dollars.	Dollars.	Dollars.	Dollars.	Dollars.	Dollars.	Dollars.
1821...	20,157,484	108,083	606,279	4,298,043	178,314
1822...	24,035,058	132,727	900,656	5,103,288
1823...	20,445,520	97,271	930,489	4,962,373	189,064
1824...	21,947,401	142,974	5,759,176
1825...	36,846,649	156,173	878,073	4,212,127	254,552
1826...	25,025,214	1,138,125	253,895	1,007,321	4,121,466	290,404
1827...	29,359,545	1,159,414	275,671	1,022,464	4,420,081	245,704
1828...	22,487,229	1,010,232	233,618	822,858	4,286,939	177,835
1829...	26,575,311	1,259,457	226,539	974,535	5,793,651	179,269
1830...	29,674,883	309,473	6,085,953
1831...	25,289,492	1,126,313	239,274	396,617	9,938,458	523,270
1832...	31,724,682	220,538	4,880,623
1833...	36,191,105	243,603	5,613,010
1834...	49,448,402	236,577	4,520,781
1835...	64,961,302	2,858,681	297,357	588,276	4,394,777	51,405
1836...	71,284,925	2,255,734	308,666	103,702	3,572,599	2,062
1837...	63,240,102	2,831,473	494,908	147,982	2,987,269	27,206
1838...	61,556,811	3,758,755	702,492	141,992	3,603,299	8,125
1839...	61,238,982	946,586
1840...	63,870,307	3,549,604	1,110,772	338,333	10,143,615	1,685,483
1841...	54,330,341	3,122,546	1,045,825	312,954	7,759,646	822,881
1842...	47,593,464	2,970,690	1,110,826	345,150	7,375,356	916,616
1843...	49,119,806	3,223,550	532,693	281,749	3,763,073	264,109
1844...	54,063,501	2,898,780	716,332	404,008	6,759,488	500,400
1845...	51,739,643	4,327,928	857,677	411,741	5,398,593	336,779
1846...	42,767,341	3,545,481	1,161,584	1,186,663	11,668,669	1,681,975
1847...	53,415,848	4,082,533	1,170,927	14,395,212	26,133,811	6,049,350
1848...	61,998,294	5,718,205	1,267,318	3,837,483	13,194,109	2,669,175
1849...	66,396,967	4,923,129	1,096,630	7,966,369	11,280,582	1,756,848
1850...	71,984,616	4,734,424	1,914,460	3,892,193	7,098,570	643,745
1851...	112,315,317	7,241,205	2,265,185	1,762,549	10,524,331	1,025,732
1852...	87,965,732	7,672,151	2,320,603	1,540,225	11,869,143	2,555,209
1853...	109,456,404	8,768,894	2,509,304	1,374,077	14,783,394	4,354,403
1854...	93,596,220	5,535,516	4,216,947	6,074,277	27,701,444	12,420,172
1855...	88,143,844	5,857,181	3,768,301	6,961,571	10,896,908	1,329,246	3,195,978
1856...	128,382,351	6,967,309	4,190,096	7,622,565	29,275,148	15,115,661	3,863,328
1857...	131,575,859	6,115,177	4,906,491	5,184,666	25,882,316	22,240,857	4,511,442
1858...	131,386,661	5,651,504	4,737,094	3,259,039	19,328,884	9,064,504	1,957,423
1859...	161,434,923	8,316,222	5,506,880	1,323,103	14,433,591	2,849,192	1,263,042
1860...	191,806,555	10,934,796	5,712,986	2,399,808	15,448,507	4,076,704	2,272,768
1861...	34,051,483	8,059,549	5,932,587	6,890,865	24,645,849	28,313,624	4,848,339
1862...	1,180,113	2,946,464	4,563,201	10,387,383	27,534,677	42,573,295	10,290,572
1863...	6,652,405	2,906,411	6,475,279	10,592,704	28,366,069	46,754,195	18,658,280
1864...	9,895,854	1,246,216	7,283,166	3,404,398	25,588,249	31,432,133	12,323,327
1865...	6,836,400	3,323,637	10,786,559	3,849,758	27,507,084	19,398,028	10,536,608
1866...	281,385,223	1,780,165	3,759,554	11,070,395	18,396,686	7,842,749	6,269,796
1867...	201,470,423	4,608,235	9,487,883	14,871,092	12,803,775	7,822,555	3,291,176
1868...	152,820,733	4,871,054	10,784,654	13,094,036	20,887,798	30,247,632	5,476,998
1869...	162,633,052	5,874,222	10,873,948	6,820,719	18,813,865	24,383,259	7,482,062
1870...	227,027,624	3,787,282	13,414,443	1,287,575	21,169,593	47,171,229	6,123,113
1871...	218,327,109	3,558,136	20,943,979	7,458,997	24,093,184	45,143,424	8,126,683
1872...	180,684,595	2,304,330	11,195,434	23,984,365	17,955,684	38,915,060	21,126,592
1873...	227,243,069	2,947,528	13,283,239	23,794,694	19,381,664	51,452,254	35,022,137
1874...	211,223,580	3,095,840	14,794,802	24,769,951	29,258,094	101,421,459	33,383,908
1875...	190,638,625	4,071,822	19,204,961	24,456,937	23,712,440	59,607,863	28,612,613
1876...	192,659,262	7,722,978	14,225,596	33,265,280	24,433,470	68,382,899	39,664,456
1877...	171,118,508	10,235,843	16,277,757	41,621,245	21,663,947	47,135,562	49,512,412
1878...	179,031,484	11,435,628	15,844,264	48,630,358	25,092,826	96,872,016	51,750,205
1879...	162,304,250	10,853,950	13,074,235	40,655,120	29,567,713	130,701,079	51,074,433

1. Not reported separately prior to 1826.
2. Includes fire-arms, machinery, and sewing-machines.
3. Includes Corn Meal up to 1855.
4. Included in Pork up to 1855.

Aggregate Exports from the United States of Leading Articles of Domestic Production, 1821-1879.

[Compiled from the Annual Reports on Commerce and Navigation.]

FISCAL YEAR.	Lard. ¹	Pork.	Butter.	Cheese. ²	Petroleum and Coal Oil.	Tobacco, Leaf and Manuf's.	Wood and Manuf's.
	Dollars.	Dollars.	Dollars.	Dollars.	Dollars.	Dollars.	Dollars.
1821...		1,354,116	190,287			5,648,962	1,822,077
1822...		1,357,899	221,041			6,222,838	1,651,258
1823...		1,291,322	192,778			6,282,672	1,638,734
1824...		1,489,051	204,205			4,855,566	2,037,288
1825...		1,832,679	247,787			6,115,623	1,988,220
1826...		1,892,429	207,765			5,347,208	2,331,006
1827...		1,555,698	184,049			6,577,123	1,990,869
1828...		1,495,830	176,354			5,269,960	2,161,767
1829...		1,493,629	176,205			4,982,974	2,081,406
1830...		1,315,245	142,370			5,586,365	2,056,289
1831...		1,501,644	264,796			4,892,388	2,063,311
1832...		1,928,196	290,820			5,999,769	2,149,651
1833...		2,151,558	258,452			5,755,968	2,663,102
1834...		1,796,001	190,099			6,595,305	2,507,061
1835...		1,776,732	164,809			8,250,577	3,402,934
1836...		1,383,344	114,033			10,058,640	2,860,691
1837...		1,299,796	96,176			5,795,647	3,155,992
1838...		1,312,346	148,191			7,392,029	3,116,196
1839...		1,777,230	127,550			9,832,943	3,604,399
1840...		1,894,894	210,749			9,883,957	2,926,846
1841...		2,621,537	504,815			12,576,703	3,576,865
1842...		2,629,403	388,185			9,540,755	3,230,003
1843...		2,120,020	508,968			4,650,979	1,687,809
1844...		3,236,479	753,829			8,397,255	3,011,968
1845...		2,991,284	878,865			7,469,819	3,099,455
1846...		3,883,884	1,063,087			8,478,270	3,685,276
1847...		6,630,842	1,741,770			7,242,086	3,937,586
1848...		9,003,272	1,361,668			7,551,122	5,183,109
1849...		9,245,885	1,654,157			5,804,207	3,859,983
1850...		7,550,287	1,215,463			9,951,023	4,823,792
1851...		4,368,015	1,124,652			9,219,251	5,055,778
1852...		3,765,470	779,391			10,031,283	5,516,748
1853...		6,202,324	862,343			11,319,319	5,840,198
1854...		11,061,016	1,258,393			10,016,046	7,351,667
1855...	4,018,016	4,390,979	418,723	514,034		14,712,468	9,376,555
1856...	3,870,949	5,029,940	580,286	887,705		12,221,843	7,779,046
1857...	5,144,195	2,805,867	593,084	647,423		20,260,772	11,075,790
1858...	3,809,501	2,852,942	541,863	731,910		17,009,767	10,159,924
1859...	3,268,406	3,355,746	750,911	649,302		24,476,529	7,186,217
1860...	4,545,831	3,132,313	1,144,321	1,565,630		19,289,975	10,031,977
1861...	4,729,297	2,609,818	2,355,985	3,321,631		16,545,241	7,882,933
1862...	10,004,521	3,980,153	4,164,344	2,715,892	1,539,027	13,402,000	8,672,918
1863...	15,755,570	4,334,775	6,733,743	4,216,804	27,839	23,150,253	11,954,837
1864...	11,260,728	5,828,030	6,140,031	5,638,007	10,771,292	26,493,829	12,359,843
1865...	9,134,858	6,850,808	7,292,715	11,697,746	16,548,969	45,307,933	18,351,564
1866...	5,970,651	4,788,484	1,267,851	6,036,828	24,373,932	31,438,561	13,402,892
1867...	6,634,556	3,597,690	1,184,367	7,893,535	24,407,642	22,571,912	14,838,574
1868...	9,427,831	3,267,652	582,745	7,010,424	21,810,676	26,077,987	15,149,096
1869...	7,443,948	3,422,928	484,094	6,437,866	30,625,446	23,347,719	15,126,459
1870...	5,933,397	3,253,137	592,229	8,881,934	32,101,485	22,705,225	13,734,838
1871...	10,563,020	4,302,320	853,096	8,752,990	36,857,380	21,995,957	12,942,281
1872...	20,177,619	4,122,308	1,498,812	7,752,918	34,058,390	26,659,921	15,240,872
1873...	21,245,815	5,007,035	952,919	10,498,010	42,050,756	25,331,946	18,219,802
1874...	19,308,019	5,808,712	1,092,381	11,898,995	41,245,815	32,968,528	20,353,711
1875...	22,900,522	5,671,495	1,506,996	13,659,603	29,891,465	27,844,470	18,440,085
1876...	22,429,485	5,744,022	1,109,496	12,270,083	32,915,786	25,570,538	17,296,275
1877...	25,562,665	6,296,414	4,424,616	12,700,627	61,789,438	32,020,214	18,444,037
1878...	30,014,023	4,913,646	3,930,840	14,103,529	46,574,974	28,484,182	16,776,381
1879...	22,856,673	4,807,568	5,421,205	12,579,968	40,305,249	28,215,240	15,624,503

1. Included in Pork up to 1855.

2. Included with Butter as "Butter and Cheese" up to 1855.

THE BALANCE OF TRADE FOR 24 YEARS, 1856-1879.

From the Financial Review, 1877, with Additions.

FOR the purpose of showing the total amount of exports and imports of merchandise and the total of specie in each year since 1856, the table below has been compiled. In the columns headed "Excess" are given the differences between exports and imports each year, showing at a glance the "trade balance" of the country.

Gold Value of Imports and Exports of Merchandise and Specie into and from the United States in each Fiscal Year since 1856.

YEAR.	MERCHANDISE.			SPECIE.		
	Imports.	Exports.	Excess.	Imports.	Exports.	Excess.
	\$	\$	\$	\$	\$	\$
1856....	310,432,310	281,219,423	Im. 29,212,887	4,207,632	58,929,651	Ex. 41,537,853
1857....	348,428,342	293,823,760	Im. 54,604,582	12,461,799	74,995,399	Ex. 56,675,123
1858...	263,338,654	272,011,274	Ex. 8,672,620	19,274,496	63,067,487	Ex. 33,358,651
1859....	331,333,341	292,901,051	Im. 38,432,290	7,434,789	72,012,276	Ex. 56,453,622
1860....	353,616,119	333,576,057	Im. 20,040,062	8,550,135	66,546,239	Ex. 57,996,104
1861....	289,310,542	219,553,833	Im. 69,756,709	46,339,611	29,791,080	Im. 16,548,531
1862....	189,356,677	190,670,501	Ex. 1,313,824	16,415,052	36,887,640	Ex. 19,972,588
1863....	243,335,815	203,964,997	Im. 39,370,818	9,584,105	64,156,611	Ex. 56,571,956
1864....	316,447,283	158,887,988	Im. 157,559,295	13,115,612	105,396,541	Ex. 92,280,929
1865....	238,745,580	162,013,500	Im. 76,732,082	9,810,072	67,643,226	Ex. 57,833,154
1866....	434,812,066	348,859,522	Im. 85,952,544	10,700,092	86,044,071	Ex. 75,343,979
1867....	395,763,100	297,303,653	Im. 98,459,447	22,070,475	60,868,372	Ex. 38,797,897
1868....	357,436,440	281,952,899	Im. 75,483,541	14,188,368	93,784,102	Ex. 79,595,734
1869....	417,506,379	286,117,697	Im. 131,388,682	19,807,876	57,138,380	Ex. 37,330,504
1870....	435,958,408	392,771,768	Im. 43,186,640	26,419,179	58,155,666	Ex. 31,736,486
1871....	520,223,684	442,820,178	Im. 77,403,506	21,270,024	98,441,988	Ex. 77,171,964
1872....	626,595,077	444,177,586	Im. 182,417,491	13,743,689	79,877,534	Ex. 66,133,845
1873....	642,136,210	522,479,317	Im. 119,656,893	21,480,937	84,608,574	Ex. 63,127,637
1874...	567,406,342	586,283,040	Ex. 18,876,698	28,454,906	56,630,405	Ex. 38,175,499
1875....	533,005,436	513,441,711	Im. 19,563,725	20,900,727	92,132,142	Ex. 71,231,425
1876....	460,741,191	540,384,671	Ex. 79,623,480	15,936,681	56,506,302	Ex. 40,569,621
1877....	451,323,126	602,475,220	Ex. 152,152,094	40,774,414	56,162,237	Ex. 15,387,753
1878....	437,051,532	694,848,496	Ex. 257,796,964	29,821,314	33,733,225	Ex. 3,911,911
1879....	445,777,775	710,439,441	Ex. 264,661,666	20,296,000	24,997,441	Ex. 4,701,441

Value and Percentage of Agricultural Products (including Products of the Forest) Exported from the United States for each Year from 1850 to 1879.

[From the Quarterly Report of the Bureau of Statistics.]

Year ending June 30.	Total domestic exports.	Total exports of agricultural products..	Percent- age of ag- ricultural products to total domestic exports.	Year ending June 30.	Total domestic exports.	Total exports of agricultural products.	Percent- age of ag- ricultural products to total domestic exports.
	\$	\$			\$	\$	
1850..	136,946,912	123,825,808	90.44	1865..	323,743,187	207,232,749	64.01
1851..	196,689,718	165,828,736	85.69	1866..	550,684,277	416,157,242	75.58
1852..	192,368,984	144,037,465	74.85	1867..	438,577,312	330,413,246	75.35
1853..	213,417,697	176,589,418	82.74	1868..	454,301,713	319,004,531	70.22
1854..	252,047,806	195,258,953	77.48	1869..	413,761,115	311,756,665	75.32
1855..	246,708,553	175,385,328	71.09	1870..	499,092,143	391,269,605	79.01
1856..	310,586,330	248,091,084	79.91	1871..	562,518,651	397,963,220	70.75
1857..	338,985,065	260,139,925	76.75	1872..	549,219,718	407,141,706	74.13
1858..	293,758,279	232,478,953	79.49	1873..	649,132,563	493,962,697	76.00
1859..	335,894,333	258,449,990	76.96	1874..	693,039,054	550,043,638	79.37
1860..	373,189,274	295,081,484	78.61	1875..	643,094,767	479,893,212	74.63
1861..	228,699,486	180,516,442	82.46	1876..	644,956,406	514,339,866	81.30
1862..	213,069,519	160,821,597	75.50	1877..	676,115,592	517,737,998	76.58
1863..	305,884,998	215,273,568	70.36	1878..	722,779,499	592,475,813	81.98
1864..	320,035,199	183,356,276	57.29	1879..	699,538,742	543,691,174	77.72

THE CANALS OF THE UNITED STATES, ETC.

[From the American Cyclopædia, etc.]

NAMES.	Connecting Points.	Length.	Width, Surface.	Depth.	No. of Locks.	Cost of Construction.
		miles.	ft.	ft.		\$
DELAWARE CANAL. Chesapeake & Delaware..	Delaware City to Ches. City....	12.6	66	10	3	3,547,561
MARYLAND CANAL. Chesapeake & Ohio,.....	Georgetown to Cumberland, Md.	184½	52 @ 60	6	74	11,375,000
ILLINOIS CANAL. Illinois & Michigan	Chicago to La Salle, Ill.....	96	60	6	17	6,170,226
INDIANA CANAL. Wabash & Erie.....	Evansville to Ohio State Line...	374	40	4	64	6,000,000
NEW JERSEY CANALS. Delaware & Raritan.....	New Brunswick to Bordentown.	43	75	8	14	3,935,287
Morris & Essex.....	Jersey City to Phillipsburg.....	101	40	5	29	2,825,997
NEW YORK CANALS. Baldwinsville.....	5¾	40	4	1	23,556
Black Riv. (ca'l & feeder).....	50	42	4	109	} 3,224,779
Black Riv. improvement.....	42	1	
Cayuga & Seneca enlarge.....	23	70	7	11	1,520,542
Champlain.....	66	50	5	20
Champlain, Glens Falls feeder.....	12	50	5	12
Chemung (canal & feeder).....	39	42	4½	53	1,273,261
Chenango.....	97	40	4	116	2,782,124
Crooked Lake.....	8	42	4	27	333,287
Erie (original).....	Buffalo to Albany.....	363	40	4	83	} 46,018,234
Erie (enlargement).....	Buffalo to Albany.....	350½	70	7	72	
Genesee Valley.....	124¾	42	4	112	5,827,813
Oneida Lake.....	7	40	4	7	64,837
Oneida Riv. improvement.....	20	80	4½	2	146,944
Oswego (enlargement).....	38	70	7	18	3,490,949
OHIO CANALS. Hocking.....	Carroll to Athens.....	56	26	975,481
Miami.....	Cincinnati to Toledo.....	291	50 @ 60	5½	105	7,454,727
Muskingum improvem't..	Dresden to Marietta.....	91	Variable.	12	1,627,318
Ohio.....	Cleveland to Portsmouth.....	332	40	4	152	4,695,204
Walhonding.....	Branch of the Ohio.....	25	11	607,269
PENNSYLVANIA CANALS. Delaware and Hudson ...	Honesdale to Rondout, N. Y ...	108	48	6	106	6,317,653
Delaware Division.....	Easton to Bristol.....	60	44	6	32
East Division.....	Duncan's Island to Columbia....	46	50 @ 60	6	11	} 7,731,750
Juniata Division.....	Duncan's Isla'd to Hollidaysburg	127	40 @ 60	4	66	
North Branch Division...	Northumberland to Wilkesbarre.	64	40 @ 60	4	43	
West Branch Division...	Northumberland to Far'ndsville.	80½	40 @ 60	4	44	
Susquehanna Division...	Duncan's Isl'd to Northumberl'd.	41	40 @ 60	4	11
Junction.....	State line to Elmira, N. Y.....	18	42	4	11
Lehigh Coal and Nav....	Easton to Coalport.....	48	60 @ 100	6	53	4,455,000
Monongahela Nav.....	Pittsburg to North Geneva.....	85	Slack water.	6	8	1,132,452
Schuylkill Coal and Nav..	Mill Creek to Philadelphia.....	108	60 @ 300	6	71	13,207,752
Susquehanna.....	Columbia to Havre de Grace....	45	50	5	30	4,857,105
Union.....	Middletown to Reading.....	77½	43	4½	132	5,907,000
Wiconisco.....	Millersburg to Clark's Ferry ...	12	45	4	7	512,000
VIRGINIA CANALS. Albemarle & Chesapeake	8½	170,000
Alexandria & Georget'n..	Alexandria to Georgetown	7	60	6	1,068,762
Dismal Swamp.....	Elizabeth R. to Drummond Lake	33	1,151,000
James River & Kanawha.	Richmond to Buchanan.....	196½	40	4	90	6,139,280
SHIP CANALS. Beauharnois, Canada.....	11¼	120	9	1,611,424
Cornwall, Canada.....	11½	150	7	1,933,153
Lachine, Canada.....	Around rapids above Montreal..	8½	120	5	2,587,533
Galops, Farrans Point & Welland, Canada.....	Rapide Plat, Canada	12½	90	6	1,320,656
Michigan Ship Canal.....	Lake Ontatio to Lake Erie.....	27	25	27	7,638,240
Louisville & Portland....	Around St. Mary's Falls.....	1	100	20	2
Caledonia, Scotland.....	Round Falls of Ohio.....	2	86	6 @ 42	3	4,250,000
Crinan, Scotland.....	Moray Frith to Lock Linnhe....	60	122	20	5,118,140
North Clyde, Scotland,...	Loch Gilp to Jura Sound.....	9	12
North Holland.....	35	56	9	39
North Sea, Holland.....	Amsterdam to Zuyder Zee.....	51	176½	23	2
Suez.....	Port Said to Suez, about.....	141¾	25
		100	195 @ 325	26	81,000,000

LAND GRANTS FOR EDUCATION IN THE UNITED STATES.

This table shows the area of the several States and Territories containing Public Lands, and the quantity devoted for educational purposes by Congress from 1789 to June 30, 1878.

[Compiled from the Annual Reports of the Commissioner of the General Land Office.]

STATES AND TERRITORIES Containing Public Lands.	Areas of States and Territories containing Public Lands.	Grants for Schools and Universities.		Grants for Agricultural Colleges, act of July 2, 1862.*	Grants for Deaf and Dumb Asylums.
		Schools.	Universities.	Selected in place or Located with Scrip.	
	Acres.	Acres.	Acres.	Acres.	Acres.
1. Alabama.....	32,462,080	902,774	46,080	21,949
2. Alaska.....	369,529,600
3. Arizona....	72,906,304	4,050,350	640
4. Arkansas....	33,406,720	886,460	46,080	...	2,097
5. California...	120,947,840	6,719,324	46,080	1,355,577
6. Colorado....	66,880,000	3,715,555	46,080	183,398
7. Dakota.....	153,982,080	8,554,560	125,404
8. Florida.....	37,931,520	908,503	92,160	20,924
9. Idaho.....	58,196,480	3,233,137
10. Illinois.....	35,462,400	985,066	46,080
11. Indian Ter..	44,154,240
12. Indiana.....	21,637,760	650,317	46,080
13. Iowa.....	35,228,800	905,144	46,080	316,991
14. Kansas.....	52,043,520	2,891,306	46,080	828,824
15. Louisiana...	26,461,440	786,044	46,080
16. Michigan....	36,128,640	1,067,397	46,080	1,225,806
17. Minnesota...	53,459,840	2,969,990	82,640	957,014
18. Mississippi..	30,179,840	837,584	46,080
19. Missouri....	41,824,000	1,199,139	46,080	448,803
20. Montana....	92,016,640	5,112,035	44,452
21. Nebraska...	48,636,800	2,702,044	46,080	1,079,191
22. Nevada.....	71,737,741	3,985,430	46,080	16,794
23. New Mexico.	77,568,640	4,309,368	46,080	1,440
24. Ohio.....	25,576,960	704,488	69,120
25. Oregon.....	60,975,360	3,329,706	46,080	50,049
26. Tennessee...	100,000	100,000
27. Utah.....	56,355,635	3,130,869	46,080	57,031
28. Washington.	44,796,160	2,488,675	46,080	46,036
29. Wisconsin...	34,511,360	958,649	92,160	1,358,913
30. Wyoming....	62,645,120	2,395
Total	1,814,769,656	68,083,914	1,265,520	8,098,758	44,970

* The whole quantity liable to be issued under the act of July 2, 1862, is 9,600,000 acres.

NOTE.—Under an act of Congress approved Sept. 4, 1841, each State thereafter admitted to the Union was granted 500,000 acres of land for purposes of internal improvement; 46,080 acres (72 sections) for a State University; 32,000 acres (50 sections) for the purpose of erecting public buildings at the Capital; and 32,000 acres for a penitentiary or State prison. The same grant of 500,000 acres was extended to the States of Alabama, Arkansas, Illinois, Indiana, Louisiana, Michigan, Mississippi, and Missouri. The quantity of land thus granted is estimated at 9,000,000 acres.

By act of July 2, 1862, each State, old or new, was granted 30,000 acres of the public domain for each Senator and Representative in Congress (or land scrip to that amount) for the purpose of endowing a College of Agriculture and the Mechanic Arts in each State. Of the 9,600,000 acres estimated to be due the States under this munificent land-grant, about 8,200,000 acres have already been located.

NUMBER OF ELECTORS IN FRANCE.

In the French Republic, suffrage is practically universal, there having been inscribed on the registers of the Ministry of the Interior by an official report dated April 1, 1876, 9,948,070 legal voters, out of a population the same year of 36,905,738 in France. This gives 1 voter to every 4 inhabitants, nearly. In the United States, by the census of 1870, the ratio of legal voters to population was 1 to $4\frac{1}{2}$, nearly. In Great Britain, where suffrage is restricted, the proportion is 1 voter to every 11 inhabitants.

Statement of Land Grants by Acts of Congress to States for Canal Purposes, from the first Grant in 1827 to 1877.

[From the Report of the Commissioner of the General Land Office.]

STATES.	Date of Laws.	Name of Canal.	Total Number of Acres Granted.
Indiana.....	Mar. 2, 1827.	} Wabash and Erie Canal.....	1,439,279
"	Feb. 27, 1841.		
"	Mar. 3, 1845.		
Ohio.....	Mar. 2, 1827.	} " " "	266,535
"	June 30, 1834.		
"	May 24, 1828.	Miami and Dayton.....	333,826
"	April 2, 1830.	"
"	May 24, 1828.	General Canal purposes.....	500,000
Illinois.....	Mar. 2, 1827.	Canal to connect the waters of the Illinois River with those of Lake Michigan.....	290,915
Wisconsin ..	June 18, 1838.	Milwaukee and Rock River Canal... ..	125,431
"	Apr. 10, 1866.	Breakwater and Harbor and Ship Canal....	200,000
"	Mar. 7, 1874.	Extending the time for completion of Green Bay and Sturgeon Bay and Lake Michigan Ship Canal.....
Michigan... .	Aug. 26, 1852.	Saint Mary's Ship Canal.....	750,000
"	Mar. 3, 1865.	Portage Lake and Lake Superior Ship Canal	200,000
"	July 3, 1866.	"	200,000
"	"	Lac La Belle Ship Canal	100,000
Total quantity of Acres granted for Canals.....			4,405,986

Statistics of Railways in Great Britain (England, Wales, Scotland, and Ireland) for Sixteen Years, 1861-1877.

[From the Statistical Abstract of the United Kingdom, 1878.]

Years.	Length of Lines open at the End of each Year.	Total Capital Paid up (Shares, Loans, &c.) at the End of each Year.	Number of Passengers Conveyed (including Season-Ticket Holders).		Total of Traffic Receipts.		Total of Working Expenses.	Net Traffic Receipts of Passengers and Goods.
			Total.	Per Mile.	Total.	Per Mile.		
	Miles.	£	No.	No.	£	£	£	£
1861..	10,869	362,327,338	173,773,218	15,988	28,565,355	2,628	13,843,337	14,722,018
1862..	11,551	385,218,438	180,485,727	15,625	29,128,558	2,522	14,268,409	14,860,149
1863..	12,322	404,215,802	204,699,466	16,612	31,156,397	2,528	15,027,234	16,129,163
1864..	12,789	425,719,613	229,348,664	17,933	33,911,547	2,651	16,000,308	17,911,239
1865..	13,289	455,478,143	251,959,862	18,960	35,751,655	2,691	17,149,072	18,602,582
1866..	13,854	481,872,184	274,403,895	19,734	38,164,354	2,754	18,811,673	19,352,681
1867..	14,247	502,262,887	287,807,904	20,201	39,479,999	2,771	19,848,952	19,631,047
1869..	15,145	518,779,761	312,779,381	20,189	41,075,321	2,712	20,780,078	21,915,849
1870..	15,537	529,908,673	336,701,800	21,249	43,417,070	2,794	21,715,525	23,362,618
1871..	15,376	552,680,107	375,409,146	24,415	47,107,558	3,064	23,152,860	25,739,920
1872..	15,814	569,047,346	423,147,164	26,758	51,304,114	3,244	26,293,304	26,957,870
1873..	16,082	588,320,308	455,634,767	28,332	55,675,421	3,462	30,752,848	26,989,152
1874..	16,448	609,895,931	478,334,368	29,081	56,899,498	3,459	32,612,712	26,643,003
1875..	16,664	630,226,942	507,532,187	30,457	58,977,518	3,539	33,211,031	28,020,298
1876..	16,872	658,214,776	538,681,722	31,928	59,917,868	3,551	33,535,509	28,680,266
1877..	17,077	674,059,048	551,593,654	32,268	60,644,057	3,551	33,857,978	29,115,350

DIVIDENDS OF NEW ENGLAND MANUFACTURING COMPANIES FOR EIGHT YEARS, 1871-1878.

[From J. G. Martin's Stock Fluctuations, Boston, 1871-'79.]

MANUFACTURING COMPANIES.	Capital, Jan., 1879.	Par.	1871.	1872.	1873.	1874.	1875.	1876.	1877.	1878.
Amoskeag.....	\$3,000,000	\$1,000	13	18	14	14	9	9	8	10
Androscoggin.....	1,000,000	100	5	10	10	10	9	6	6	3
Appleton.....	600,000	1,000	14	12	9	3	0	0	0	0
Atlantic.....	1,000,000	100	8	8	8	0	3	0	3	6
Bartlett.....	350,000	100	..	3½	7	2½	0	0	0	0
Bates.....	1,000,000	100	4	10	8	8	0	3	6	3
Boott.....	1,200,000	1,000	20	20	16	12½	8	8	9	7
Boston.....	800,000	1,000	11	12	8	6	6	6	6	6
Boston Duck.....	350,000	700	10	11	10	10	8	6	7	7
Cabot.....	600,000	500	8	10	10	10	5	0	7	5
Chicopee.....	1,000,000	100	70	50	30	10	5	7	7	7
Cochecho.....	1,500,000	500	20	20	20	20	15	5	9	6
Continental.....	1,500,000	100	0	8	8	4	0	0	0	0
Dwight.....	1,200,000	500	0	5	10	6	0	0	0	0
Everett.....	800,000	100	3	9	0	3	0	3	3	2
Franklin.....	1,000,000	100	0	8	8	8	3	0	0	0
Great Falls.....	1,500,000	100	9	10	10	3	0	0	0	0
Hamilton Cotton.....	1,200,000	1,000	6½	9	8	8	7	3	6	3
" Woolen.....	600,000	100	15	20	15	10	10	10	10	10
Hill.....	1,000,000	100	11	16	14	10	7	0	3	3
Jackson.....	600,000	1,000	20	18	14	12	6	3	6	6
Kearsarge.....	600,000	100	0	0	7	3	0	2	2	0
Laconia.....	1,000,000	400	0	11	12	7	0	0	6	6
Lancaster.....	800,000	400	20	20	22½	20	20	15	12½	20
Lawrence.....	1,500,000	1,000	6	6	6	6	6	6	8	8
Lowell.....	2,000,000	690	\$140	\$70	\$50	\$45	\$40	\$20	\$20	\$30
" Bleachery.....	300,000	200	40	20	20	18	10	8	6	3
" Machine Shop...	600,000	500	12	12	12	12	12	12	10²	10
Lyman.....	1,470,000	100	8	10	8	6	3	0	6	6
Manchester.....	2,000,000	100	0	0	0	115¹	7	8	8	7
Massachusetts.....	1,800,000	1,000	10	16	12	8	3	6	6	6
Merrimack.....	2,500,000	1,000	18	18	13	10	4	5	8	6
Middlesex.....	750,000	100	17	13	9	14	9	10	19	11
Nashua.....	1,000,000	500	16	16	12	11	8	6	4	6
Naumkeag.....	1,500,000	100	0	15	8	7	6	3	6	0
Newmarket.....	600,000	500	8	14	14	8	3	0	3	2
New England Glass.....	500,000	375	8	3	0	4	6	0	0	0³
Otis.....	800,000	1,000	20	15	10	10	10	9	8	8
Pacific.....	2,500,000	1,000	16	22	20	20	20	16	20	13
Pepperell.....	1,200,000	500	5	11	12	12	12	11	10	10
Salisbury.....	1,000,000	100	13½	12½	0	0	0	0	0	0⁴
Salmon Falls.....	600,000	300	9	10	9	3	0	0	2	4
Sandwich Glass.....	400,000	80	\$8	\$7	\$4	0	0	0	0	0
Stark Mills.....	1,250,000	1,000	10	13	11	11	7	3	3	6
Tremont and Suffolk....	1,200,000	100	0	9	9	8	8	8	8½	6
Thorndike.....	450,000	1,000	6	8½	10	9	6	6	7	7
Washington.....	1,650,000	100	5	10	0	0	0	6	6	6
York Mills.....	900,000	750	20	35	18	11	9	8	4	\$70

1 Dividend in liquidation. The new Manchester Mills organized 1875.

2 Besides 30 per cent. extra dividend February, 1877.

3 Paid stockholders \$125 per share from capital stock in 1878.

4 Sold out and paid \$4 per share to stockholders (in full) in 1878.

**TOTAL COINAGE OF THE UNITED STATES MINT, 1793 to
1878, INCLUSIVE.**

From the Official Report of the Director of the Mint.

	Gold.	Silver.	Minor.	Total.
1793 to 1795..	\$71,485 00	\$370,683 80	\$11,373 00	\$453,541 80
1796.....	102,727 50	79,077 50	10,324 40	192,129 40
1797.....	103,422 70	12,591 45	9,510 34	125,524 29
1798.....	205,610 00	330,291 00	9,797 00	545,698 00
1799.....	213,285 00	423,515 00	9,106 68	645,906 68
1800.....	317,760 00	224,296 00	29,279 40	571,335 40
1801.....	422,570 00	74,758 00	13,628 37	510,956 37
1802.....	423,310 00	58,343 00	34,422 83	516,075 83
1803.....	258,377 50	87,118 00	25,203 03	370,698 53
1804.....	258,642 50	100,340 50	12,844 94	371,827 94
1805.....	170,367 50	149,388 50	13,483 48	333,239 48
1806.....	324,505 00	471,319 00	5,260 00	801,084 00
1807.....	437,495 00	597,448 75	9,652 21	1,044,595 96
1808.....	284,665 00	684,300 00	13,090 00	982,055 00
1809.....	169,375 00	707,376 00	8,001 53	884,752 53
1810.....	501,435 00	638,773 50	15,660 00	1,155,868 50
1811.....	497,905 00	668,340 00	2,495 95	1,168,740 95
1812.....	290,435 00	814,029 50	10,755 00	1,115,219 50
1813.....	477,140 00	620,951 50	4,180 00	1,102,271 50
1814.....	77,270 00	561,687 50	3,578 30	642,535 80
1815.....	3,175 00	17,308 00	20,483 00
1816.....	28,575 75	28,209 82	56,785 57
1817.....	607,783 50	39,484 00	647,267 50
1818.....	242,940 00	1,070,454 50	31,670 00	1,345,064 50
1819.....	258,615 00	1,140,000 00	26,710 00	1,425,325 00
1820.....	319,030 00	501,680 70	44,075 50	1,864,786 20
1821.....	189,325 00	825,762 45	3,890 00	1,018,977 45
1822.....	88,980 00	805,806 50	20,723 39	915,509 89
1823.....	72,425 00	895,550 00	967,975 00
1824.....	93,200 00	1,752,477 00	12,620 00	1,858,297 00
1825.....	156,385 00	1,564,583 00	14,926 00	1,735,894 00
1826.....	92,245 00	2,002,090 00	16,344 25	2,110,679 25
1827.....	131,565 00	2,869,200 00	23,577 32	3,024,342 32
1828.....	140,145 00	1,575,600 00	25,636 24	1,741,381 24
1829.....	295,717 50	1,994,578 00	16,580 00	2,306,875 50
1830.....	643,105 00	2,495,400 00	17,115 00	3,155,620 00
1831.....	714,270 00	3,175,600 00	33,603 60	3,923,473 60
1832.....	798,435 00	2,579,000 00	23,620 00	3,401,055 00
1833.....	978,550 00	2,759,000 00	28,160 00	3,765,710 00
1834.....	954,270 00	3,415,002 00	19,151 00	7,388,423 00
1835.....	186,175 00	3,443,003 00	39,489 00	5,668,667 00
1836.....	135,700 00	3,606,100 00	23,100 00	7,764,900 00
1837.....	148,305 00	2,096,010 00	55,583 00	3,299,898 00
1838.....	809,595 00	2,333,243 00	63,702 00	4,206,540 00
1839.....	1,355,885 00	2,176,296 00	31,286 61	3,563,467 61
1840.....	1,675,302 50	1,726,703 00	24,627 00	3,426,632 50
1841.....	1,091,597 50	1,132,750 00	15,973 67	2,240,321 17
1842.....	1,834,170 00	2,332,750 00	23,833 90	4,190,753 90
1843.....	8,108,797 50	3,834,750 00	24,283 20	11,967,830 70
1844.....	5,428,230 00	2,235,550 00	23,987 52	7,687,767 52
1845.....	3,756,447 50	1,873,200 00	38,948 04	5,668,595 54
1846.....	4,034,177 50	2,558,580 00	41,208 00	6,633,965 50
1847.....	20,221,385 00	2,379,450 00	61,836 69	22,662,671 69
1848.....	3,775,512 50	2,040,050 00	64,157 99	5,879,720 49
1849.....	9,007,761 50	2,114,950 00	41,984 32	11,164,695 82

TOTAL COINAGE OF THE UNITED STATES MINT 1793 TO 1879, INCLUSIVE—(Continued).

	Gold.	Silver.	Minor.	Total.
1850.....	\$31,981,738 50	\$1,866,100 00	\$44,467 50	\$33,892,306 00
1851.....	62,614,492 50	774,397 00	99,635 43	63,488,524 93
1852.....	56,846,187 50	999,410 00	50,630 94	57,896,228 44
1853.....	39,377,909 00	9,077,571 00	67,059 78	48,522,539 78
1854.....	25,915,918 50	8,619,270 00	42,638 35	34,577,826 85
1855.....	28,977,968 00	3,501,245 00	16,030 79	32,495,243 79
1856.....	36,697,768 50	5,135,240 00	27,106 78	41,860,115 28
1857.....	15,811,563 00	1,477,000 00	63,510 46	17,352,073 46
1858.....	30,253,725 50	8,040,730 00	234,000 00	38,528,455 50
1859.....	17,296,077 00	6,187,400 00	307,000 00	23,790,477 00
1860.....	16,445,476 00	2,769,920 00	342,000 00	19,557,396 00
1861.....	60,692,237 00	2,605,700 00	101,660 00	63,400,597 00
1862.....	45,532,386 50	2,812,401 50	116,000 00	48,460,788 00
1863.....	20,695,852 00	1,174,092 80	478,450 00	22,348,394 80
1864.....	21,649,345 00	548,214 10	463,800 00	22,661,359 10
1865.....	25,107,217 50	636,308 00	1,183,330 00	26,926,855 50
1866.....	28,313,945 00	680,264 50	646,570 00	29,640,779 50
1867.....	28,217,187 50	986,871 00	1,879,540 00	31,083,598 50
1868.....	18,114,425 00	1,136,750 00	1,713,385 00	20,964,560 00
1869.....	21,828,637 50	840,746 50	1,279,055 00	23,948,439 60
1870.....	22,257,312 50	1,767,253 50	611,445 00	24,636,011 00
1871.....	21,302,475 00	1,955,905 25	283,760 00	23,542,140 25
1872.....	20,376,495 00	3,029,834 05	123,020 00	23,529,349 05
1873.....	35,249,337 50	2,945,795 50	494,050 00	38,689,183 00
1874.....	50,442,690 00	5,983,601 30	411,925 00	56,838,216 30
1875.....	33,553,965 00	10,070,368 00	230,375 00	43,854,708 00
1876.....	38,178,962 50	19,126,502 50	260,350 00	57,565,815 00
1877.....	44,078,199 00	23,549,935 00	62,165 00	72,690,299 00
1878.....	52,798,980 00	28,290,825 50	30,694 00	81,120,499 50
1879.....	40,986,912 00	27,227,882 50	97,798 00	68,312,592 50
Total.....	1,076,945,587 00	264,391,004 40	13,013,195 55	1,354,349,781 95

BUSINESS OF THE SUEZ CANAL FROM ITS OPENING.

This great ship canal, one hundred miles in length, connects Suez on the Red Sea with Port Said on the Mediterranean. It was commenced by a company, aided by large subscriptions of the governments of Egypt, France, and England, in 1858, and opened November 17, 1869. It is 72 feet wide at the bottom, about 300 feet at the surface, and 26 feet in depth, easily passing the largest vessels. The controlling interest in the canal was purchased for £4,000,000, in 1875, by the British government, which now holds it. The following table exhibits the prodigious increase of business on this great work :

[From the *Économiste Français*, June 22, 1878.]

YEARS.	1. Transit of vessels.	2. Sundry receipts.	3. Total.	4. Exp'nses of working.	5. Net profits.	6. Propor- tion of ex- penses to receipts.	7. No. of ves- sels.	8. Ton'age.
	Dollars.	Dollars.	Dollars.	Dollars.	Dollars.	per cent.		
1870..	1,031,800	353,600	1,385,400	1,291,600	94,000	93.21	486	436,000
1871..	1,519,800	1,134,200	2,654,000	1,165,400	1,488,600	43.90	765	761,000
1872..	2,867,600	758,400	3,626,000	1,007,800	2,618,200	27.79	1,082	1,439,000
1873..	4,165,320	745,000	4,910,320	1,144,000	3,766,000	23.30	1,173	2,085,000
1874..	4,530,800	631,400	5,162,200	1,281,800	3,880,400	24.83	1,264	2,424,000
1875..	5,286,200	583,800	5,870,000	1,243,200	4,625,800	21.18	1,494	2,941,000
1876..	5,526,400	537,200	6,063,600	1,120,000	4,943,400	18.47	1,457	3,072,000
1877..	6,035,800	599,400	6,635,200	1,155,200	5,480,000	17.41	1,663	3,419,000

VALUE OF FOREIGN COINS IN UNITED STATES MONEY,

AS PROCLAIMED BY THE TREASURY DEPARTMENT,

January 1, 1879.

COUNTRY.	MONETARY UNIT.	STANDARD.	VALUE IN U. S. MONEY.	STANDARD COIN.
Austria.....	Florin.....	Gold,..	\$3.85 89	8 Gulden.
Belgium.....	Franc.....	G. & S.	.19 3	5, 10, and 20 francs.
Bolivia.....	Dollar.....	G. & S.	.96 5	Escudo, ½ bolivar and bolivar.
Brazil.....	Milreis of 1,000 reis.....	Gold...	.54 5	None.
British Possessions in North America....	Dollar.....	Gold...	1.00	
Bogota.....	Peso.....	Gold...	.96 5	
Cent'l America.	Dollar.....	Silver..	.93 5	Dollar.
Chili.....	Peso.....	Gold...	.91 2	Condor, donbloon, and escudo.
Denmark.....	Crown.....	Gold ..	.26 8	10 and 20 crowns.
Ecuador.....	Dollar.....	Silver..	.93 5	Dollar.
Egypt.....	Pound of 100 piasters.....	Gold...	4.97 4	5, 10, 25, and 50 piasters.
France.....	Franc.....	G. & S.	.19 3	5, 10, and 20 francs.
Great Britain...	Pound sterling.	Gold...	4.86 6½	½ sovereign and sovereign.
Greece.....	Drachma.....	G. & S.	.19 3	5, 10, 20, 50, and 100 drachmas.
German Empire	Mark.....	Gold...	.23 8	5, 10, and 20 marks.
Japan.....	Yen.....	Gold...	.99 7	1, 2, 5, 10, and 20 yen.
India.....	Rupce of 16 annas.....	Silver..	.44 4	
Italy.....	Lira.....	G. & S.	.19 3	5, 10, 20, 50, and 100 lire.
Liberia.....	Dollar.....	Gold ..	1.00	
Mexico.....	Dollar.....	Silver..	1.015	Peso or dol., 5, 10, 25, & 50 centavo.
Netherlands....	Florin.....	G. & S.	.38 5	Florin ; 10 guldens, gold (\$4.01,9).
Norway.....	Crown ..	Gold...	.26 8	10 and 20 crowns.
Peru.....	Dollar.....	Silver..	.93 5	
Portugal.....	Milreis of 1,000 reis.....	Gold...	1.08	2, 5, and 10 milreis.
Russia.....	Rouble of 100 copecks.....	Silver..	.74 8	¼, ½, and 1 rouble.
Sandwich Isl'ds	Dollar..	Gold...	1.00	
Spain.....	P e s e t a of 100 centimes.....	G. & S.	.19 3	5, 10, 20, 50, and 100 pesetas.
Sweden.....	Crown.....	Gold...	.26 8	10 and 20 crowns.
Switzerland....	Franc.....	G. & S.	.19 3	5, 10, and 20 francs.
Tripoli.....	M a h b u b of 20 piasters.....	Silver..	.84 4	
Tunis.....	P i a s t e r of 16 caroubs ..	Silver..	.11 8	
Turkey	Piaster.....	Gold...	.04 3	25, 50, 100, 250, and 500 piasters.
United States of Colombia..	Peso.....	Silver..	.93 5	

The above table exhibits the values in United States money of account, of the pure gold or silver representing, respectively, the monetary units and standard coins of foreign countries, in compliance with the Act of Congress of March 3, 1873, which provides "that the value of foreign coin, as expressed in the money of account of the United States, shall be that of the pure metal of such coin of standard value," and that "the values of the standard coins in circulation of the various nations of the world shall be estimated annually by the Director of the Mint, and be proclaimed on the first day of January by the Secretary of the Treasury."

The estimate of values contained in the above table has been made by the Director of the Mint, and proclaimed in compliance with the above stated provisions of law.

VITAL STATISTICS OF FOREIGN CITIES.

[From the Reports of the Board of Health of the City of New York.]

CITY.	Popula- tion. [Estimat- ed for 1873.]	No. of deaths.	Death rate per 1,000 inhabi- tants.	CITY.	Popula- tion. [Estimat- ed for 1873.]	No. of deaths.	Death rate per 1,000 inhabi- tants.
Algiers.....	49,531	1,490	30.08	London.....	3,356,073	76,634	22.83
Amsterdam...	282,000	7,332	26.07	Manchester...	354,000	10,015	28.29
Antwerp.....	153,645	3,795	24.69	Mayence.....	47,483	1,396	29.40
Basle.....	50,000	1,167	23.34	Messina.....	111,854	3,234	28.91
Berlin.....	950,000	26,424	27.81	Mexico.....	225,000	6,963	30.94
Birmingham..	355,540	8,990	25.28	Milan.....	271,135	9,272	34.19
Bologna.....	112,462	3,951	35.13	Montreal.....	165,000	4,954	30.02
Bombay.....	644,405	15,665	24.31	Munich.....	169,400	7,705	45.48
Bordeaux.....	194,055	5,190	26.74	Newcastle....	135,500	4,033	29.76
Brussels.....	185,000	5,377	29.06	Nice.....	49,230	1,718	34.89
Cadiz.....	52,451	1,481	28.23	Nottingham..	90,894	2,035	21.18
Calcutta....	447,600	11,557	25.82	Palermo.....	223,424	6,259	28.46
Christiania...	72,725	1,566	21.53	Paris.....	1,851,792	40,739	22.04
Dresden.....	179,678	6,257	34.82	Pesth.....	230,000	11,323	49.23
Edinburgh....	208,322	4,577	21.97	Quebec.....	62,000	1,424	22.97
Frankfort-on- the Main....	100,000	2,008	20.08	Rome.....	248,307	8,479	34.14
Genoa.....	135,282	4,972	36.75	Rotterdam....	125,893	3,963	31.48
Glasgow.....	514,295	14,876	28.92	Stockholm....	147,249	4,484	30.45
The Hague....	94,895	2,470	26.05	Stuttgart.....	91,666	2,354	25.68
Halifax.....	31,582	739	23.39	Sunderland...	104,380	2,341	22.42
Havana.....	205,676	7,755	37.70	Turin.....	214,425	5,575	26.07
Honolulu.....	14,852	1,639	110.35	Valparaiso....	95,000	6,135	64.58
Lausanne.....	26,520	645	24.32	Venice.....	135,644	4,919	36.26
Leghorn.....	97,096	3,046	31.37	Vera Cruz....	15,500	1,093	70.51
Leicester... ..	104,360	2,478	23.74	Vienna.....	700,000	24,701	35.28
Leipsic.....	110,000	2,869	26.08	Wilna.....	77,188	2,362	30.60
Liverpool....	505,274	13,042	25.81	Wolverha'pton	70,000	1,726	24.65
				Zurich.....	56,695	1,451	25.59

DEBTS OF AMERICAN CITIES.

NOTE.—In the American Almanac and Treasury of Facts for 1878, pp. 282-3, appeared a table of Municipal Debts in the United States, presenting a parallel view of the total debt, property valuation, and taxation in 127 cities in 1866 and 1876 comparatively. The following list of the principal cities in the United States exhibits their indebtedness at the latest attainable date, with the valuation of property for the purposes of taxation, and the rate per cent levied, wherever obtainable. In cases where a sinking-fund exists, to be applied to the reduction of debt, the net amount only is given.

CITIES.	YEAR.	DEBT.	VALUATION OF PROPERTY.	TAX ON \$100.
		Dollars.	Dollars.	\$
Albany, N. Y.....	1877	3,517,789	35,617,154	2.49
Alexandria, Va.....	1878	1,167,600	4,000,000	..
Allegheny, Pa.....	1878	1,794,000	46,340,496	1.58
Augusta, Ga.....	1877	328,300	4,216,260
Baltimore.....	1878	9,257,445	255,000,000	2.08¾
Bangor, Me.....	1877	2,726,642	9,642,461	2.14
Bath, Me.....	1878	1,616,100	7,267,690	2.45
Boston.....	1877	26,159,777	630,427,200	1.28
Bridgeport, Ct.....	1877	622,031	2.10
Brookline, Mass.....	1877	1,310,948
Brooklyn, N. Y.....	1879	37,475,318	229,593,016	3.17
Buffalo, N. Y.....	1878	7,509,257	99,975,575	1.24
Cambridge, Mass.....	1877	3,731,297	49,615,140	1.80
Charleston, S. C.....	1878	4,716,754	26,591,778	2.60
Chelsea, Mass.....	1877	1,520,704	15,767,407	1.76
Chicago.....	1877	16,633,646	148,400,148	2.70¼

CITIES.	YEAR.	DEBT.	VALUATION OF PROPERTY.	TAX ON \$100.
		Dollars.	Dollars.	\$
Cincinnati	1877	23,389,000	179,430,142	2.91
Cleveland, O.	1877	7,704,164	71,028,151	2.86
Columbus, O.	1877	1,401,800	27,133,175	2.10
Dayton, O.	1877	1,074,298	19,624,250	2.33
Detroit, Mich.	1878	1,201,400	87,865,685	.90
Elizabeth, N. J.	1878	5,808,500	13,579,650	3.56
Evansville, Ind.	1877	1,455,000	23,963,355
Fall River, Mass. ...	1877	3,393,979	45,658,127
Fitchburg, Mass. ...	1877	787,582	10,668,319	1.65(?)
Galveston, Tex.	1877	861,400
Hartford, Ct.	1878	2,152,100	1.71
Haverhill, Mass. ...	1877	362,218	10,342,954
Holyoke, Mass.	1877	966,500	9,399,820
Indianapolis.	1877	2,064,500	55,367,245	1.12
Ironton, O.	1877	125,284	3,046,199	2.24
Jersey City, N. J.	1878	14,217,435	60,404,281	2.36
Lawrence, Mass.	1878	1,790,700	23,789,000	1.50
Lewiston, Me.	1877	1,005,690	11,740,602	2.00
Louisville, Ky.	1878	5,500,056	63,194,487	2.25
Lowell, Mass.	1878	2,159,594	40,064,126	1.78
Lynn, Mass.	1877	1,800,506	24,195,339	1.72
Manchester, N. H.	1878	936,127	15,300,000	1.56(?)
Memphis, Tenn.	1877	4,906,974	25,829,600	2.00
Meriden, Conn.	1877	487,330	1.90
Milwaukee, Wis.	1876	2,292,802	53,675,185	2.56 ⁴ / ₁₀
Minneapolis, Minn.	1876	1,178,971	21,834,078	3.00
Mobile, Ala.	1877	1,785,122	17,140,511	1.60
Nashua, N. H.	1877	507,600	8,276,538
Nashville, Tenn.	1878	1,712,685	11,000,000	2.00
Newark, N. J.	1878	8,824,455	84,704,000	1.98
New Bedford, Mass.	1877	1,221,993	26,133,297	1.60
Newburyport, Mass.	1877	394,858	7,644,984	1.70
New Haven, Ct.	1877	891,040	46,000,000	1.31
New London, Ct.	532,500	1.60
New Orleans, La.	1878	20,778,868	111,123,695	2.95
Newton, Mass.	1878	1,262,054	25,012,930	1.38
New York	Oct. 1, 1878	129,021,244	1,098,387,775	2.55
Norfolk, Va.	1877	2,165,087
Norwich, Ct.	1877	763,278	1.80
Paterson, N. J.	1878	1,284,500	19,150,861	2.25
Peoria, Ill.	1876	686,500	14,574,105
Philadelphia	1878	60,781,984	594,988,897	2.15
Piqua, O.	1877	318,650	2,697,305	2.43
Pittsburg, Pa.	1876	13,862,669	394,905,203	2.50
Portland, Me.	1877	5,130,839	19,067,200	2.50
Portsmouth, O.	1877	289,019	5,367,973	2.75
Providence, R. I.	1878	10,158,726	117,040,500	1.45
Quincy, Ill.	1878	1,725,000
Rochester, N. Y.	1877	6,003,686	50,200,775	2.00
Rockland, Me.	948,950
St. Joseph, Mo.	1,380,900	8,583,711	2.30
St. Louis.	1878	22,739,905	173,771,240	1.75
St. Paul, Minn.	1878	1,327,150	23,061,000	1.30
Salem, Mass.	1877	1,279,615	25,810,600	1.60
Sandusky, O.	1877	502,854	4,025,848	3.92
San Francisco.	1878	4,869,000	244,476,470	1.60
Savannah, Ga.	1878	3,469,300	18,200,000	1.50
Somerville, Mass.	1877	1,726,723	26,479,400
Springfield, Ill.	1877	814,020	5,644,985
Springfield, Mass.	1877	1,642,622	30,692,776	1.32
Taunton, Mass.	1877	463,108	15,870,513
Toledo, O.	1877	3,778,849	19,508,720	3.19
Topeka, Kan.	1878	341,400	4.33
*Washington, D. C. ...	1878	23,310,146	97,245,763	1.50
Worcester, Mass.	1878	2,256,920	41,969,748	1.54
Zanesville, O.	1877	537,193	7,525,300	2.27 ¹ / ₂
Total debt, 82 cities...		550,602,530		

* Including the District of Columbia.

**PRICES OF BRITISH THREE PER CENT CONSOLS FOR
EIGHTY-EIGHT YEARS, 1789-1879.**

[From the London Economist's Commercial History and Review, 1879.]

Years.	Highest Price.	Lowest Price.	Years.	Highest Price.	Lowest Price.	Years.	Highest Price.	Lowest Price.	Years.	Highest Price.	Lowest Price.
1789..	81.2	71.6	1811	66.7	61.7	1833	91.7	86.5	1855	93.2	85.6
1790..	80.9	70.5	1812	63.0	55.1	1834	93.2	89.0	1856	96.1	90.5
1791..	89.7	75.7	1813	67.5	54.5	1835	93.1	89.1	1857	97.9	86.5
1792..	97.1	72.5	1814	67.5	54.5	1836	93.0	86.6	1858	98.9	94.6
1793..	81.0	70.5	1815	72.5	61.5	1837	94.1	90.2	1859	97.4	88.2
1794..	72.4	62.7	1816	65.7	53.9	1838	95.5	91.9	1860	95.6	91.1
1795..	70.5	61.0	1817	84.2	62.0	1839	94.1	89.2	1861	94.4	89.1
1796..	70.6	53.2	1818	82.0	73.0	1840	93.5	85.7	1862	94.7	91.5
1797..	56.5	47.5	1819	79.0	64.9	1841	90.6	87.1	1863	94.0	89.7
1798..	58.0	47.2	1820	70.2	65.6	1842	97.2	90.1	1864	92.0	87.1
1799..	69.0	52.6	1821	78.7	68.7	1843	99.9	92.1	1865	91.5	86.1
1800..	67.2	60.0	1822	83.0	75.4	1844	101.4	97.9	1866	91.5	84.0
1801..	70.0	54.2	1823	85.7	72.0	1845	100.6	91.9	1867	96.4	89.9
1802..	79.0	66.0	1824	97.2	91.1	1846	97.2	87.9	1868	96.1	92.0
1803..	73.0	50.2	1825	93.5	73.9	1847	90.0	78.7	1869	94.2	91.5
1804..	59.9	53.7	1826	84.6	76.5	1848	94.5	80.0	1870	94.5	88.5
1805..	62.0	57.0	1827	89.6	81.7	1849	97.9	90.6	1871	94.0	91.4
1806..	64.6	58.5	1828	89.6	83.5	1850	98.5	95.0	1872	93.7	91.2
1807..	64.4	57.6	1829	95.7	86.5	1851	99.1	95.6	1873	94.0	91.7
1808..	69.1	62.6	1830	93.9	74.6	1852	101.6	98.7	1874	93.6	91.2
1809..	70.4	63.4	1831	84.9	78.1	1853	101.0	85.1	1875	95.6	92.4
1810..	71.0	63.2	1832	89.0	82.5	1854	95.9	86.9	1876	97.0	93.5
									1877	97.4	93.0
									1878	98.0	93.6

MERCHANT SHIPPING OF THE WORLD IN 1876.

[From the London Economist's Commercial History and Review, 1877.]

Countries.	Sailing Vessels.	Tonnage.	Steam Vessels.	Tonnage.	Total Tonnage.
British	20,265	5,807,365	3,299	3,362,992	9,170,357
United States.....	7,288	2,390,521	605	789,728	3,180,249
Norwegian	4,749	1,410,903	122	55,874	1,466,777
Italian	4,601	1,292,076	114	97,582	1,389,658
German	3,456	875,995	226	226,888	1,102,883
French	3,858	725,048	314	334,334	1,059,382
Spanish	2,915	557,320	230	176,250	733,570
Greek	2,121	426,905	11	7,133	434,038
Dutch	1,432	399,993	126	134,600	534,593
Swedish.....	2,121	399,128	219	88,660	487,788
Russian.....	1,785	391,952	151	105,962	497,914
Austrian	983	338,684	78	81,269	419,953
Danish	1,348	188,953	87	60,697	249,650
Portuguese.....	456	107,016	26	22,277	129,293
South American.....	273	95,459	81	59,263	154,722
Central American.....	153	57,944	6	3,132	61,076
Turkish and Egyptian...	305	48,289	30	28,264	76,553
Belgian.....	54	23,344	35	40,700	64,044
Asiatic.....	42	16,019	11	10,877	26,996
Liberian.....	3	454	454

PAPER CURRENCY IN THE UNITED STATES—1860-1878.

Statement showing the amount of State, National-Bank, and United States Notes, etc., outstanding at the close of each fiscal year, from 1860 to 1878, inclusive.

[Prepared at the Treasury Department, July 18, 1878.]

TITLE.	Amount authorized.	Amount issued.	Outstanding June 30, 1860.	Outstanding June 30, 1861.	Outstanding June 30, 1862.	Outstanding June 30, 1863.	Outstanding June 30, 1864.
	\$	\$	\$	\$	\$	\$	\$
State-Bank Circulation..			207,102,477	202,005,767	183,792,079	238,677,218	179,157,717
National-Bank Circulat'n Demand Notes, acts of July 17 and Aug. 5, '61.	60,000,000	60,000,000			53,040,000	3,351,019	780,999
Legal-tender Notes, act of Feb. 25, 1862.....	150,000,000	447,300,203			96,620,000	297,767,114	481,178,671
Legal-tender Notes, act of July 11, 1862.....	150,000,000						
Legal-tender Notes, act of Mar. 3, 1863.....	150,000,000						
One and two-year Notes of 1863, act of Mar. 3, 1863, bearing 5 per cent. interest.....	400,000,000	211,000,000				89,879,475	153,471,450
Compound-interestnotes, acts of Mar. 3, 1863, and June 30, 1864, bearing 6 per cent. interest.....	400,000,000	266,595,440					15,000,000
Fractional Currency.....	50,000,000	49,102,660				20,192,456	22,894,877
Total am't in Currency			207,102,477	202,005,767	333,452,079	649,867,283	833,718,984
Value of the paper dollar as compared with coin July 1 of each year....					\$0 86.6	\$0 76.6	\$0 38.7
Value of currency in gold					288,769,500	497,798,338	322,649,247

TITLE. (Continued.)	Outstanding June 30, 1865.	Outstanding June 30, 1866.	Outstanding June 30, 1867.	Outstanding June 30, 1868.	Outstanding June 30, 1869.	Outstanding June 30, 1870.	Outstanding June 30, 1871.
	\$	\$	\$	\$	\$	\$	\$
State-Bank Circulation..	142,919,638	19,996,163	4,484,112	3,163,771	2,553,874	2,222,793	1,968,058
National-Bank Circulat'n Demand Notes.....	146,137,860	281,479,903	298,625,379	299,762,855	299,929,624	299,766,984	318 261,241
Legal-tender Notes.....	472,603	272,162	208,432	141,723	123,739	106,256	96,505
One and two-year Notes of 1863.....	432,687,966	400,619,206	371,783,597	356,000,000	356,000,000	356,000,000	356,000,000
Compound-interestNotes	42,333,710	3,454,230	1,123,630	555,492	347,772	248,272	198,572
Fractional Currency.....	193,756,030	159,012,140	122,394,480	28,161,810	2,871,410	2,152,910	768,500
Total am't in Currency	25,005,829	27,070,877	28,307,523	32,626,952	32,114,637	39,878,684	40,582,875
Value of the paper dollar as compared with coin July 1 of each year....	\$0 70.4	\$0 66	\$0 71.7	\$0 70.1	\$0 73.5	\$0 85.6	\$0 89
Value of currency in gold	692,256,355	588,657,093	592,906,769	505,009,234	510,050,351	599,521,770	638,909,418

TITLE. (Continued.)	Outstanding June 30, 1872.	Outstanding June 30, 1873.	Outstanding June 30, 1874.	Outstanding June 30, 1875.	Outstanding June 30, 1876.	Outstanding June 30, 1877.	Outstanding June 30, 1878.
	\$	\$	\$	\$	\$	\$	\$
State-Bank Circulation..	1,700,935	1,294,470	1,009,021	786,844	658,938	521,611	426,504
National-Bank Circulat'n Demand Notes.....	337,661,795	347,267,061	351,981,032	354,408,008	332,998,336	317,048,872	324,514,284
Legal-tender Notes.....	88,296	79,968	76,732	70,107	66,918	63,963	62,297
One and two-year Notes of 1863.....	357,500,000	356,000,000	382,000,000	375,771,580	369,772,284	359,764,332	346,681,016
Compound-interestNotes	167,522	142,105	127,625	113,375	104,705	95,725	90,485
Fractional Currency.....	593,520	479,400	415,210	367,390	328,760	296,630	274,920
Total am't in Currency	40,855,835	44,799,365	45,881,296	42,129,424	34,446,595	20,403,137	16,547,769
Value of the paper dollar as compared with coin July 1 of each year....	\$0 87.5	\$0 86.4	\$0 91	\$0 87.2	\$0 89.5	\$0 94.7	\$0 99.4
Value of currency in gold	646,249,540	648,053,887	711,156,733	674,619,947	666,846,999	661,189,973	684,465,691

334 BANK OF ENGLAND RATES OF DISCOUNT.

From 1694, the year of its Foundation, to 1879.

NOTE.—It is to be understood in all cases that the discount rate against any given date was the rate charged until the next succeeding date. For example, April 20th, 1876, the Directors fixed the minimum rate of discount on first-class bills at 2 per cent, which continued until May 2d, 1877, when it was raised to 3 per cent.

1694 Aug. 8.... 6	May 29.... 5	May 19..... 8	May 9..... 5
" 30.... 4½	June 26.... 4½	" 26..... 7	" 30..... 4
Oct. 24.... 6	Oct. 1..... 5	June 16.... 6	June 13.... 3½
1695 Jan. 16.... 6	" 6..... 6	July 25.... 7	" 20.... 3
" 16.... 4½	" 6..... 7	Aug. 4..... 8	July 18.... 3½
" 16.... 3	Nov. 13.... 7	Sept. 8..... 9	Sept. 18.... 4
May 19.... 3	Dec. 4.... 6½	Nov. 10.... 8	" 26.... 4½
1704 Feb. 28.... 4	" 18.... 6	" 24.... 7	Oct. 3..... 5
" 28.... 5	1857 April 2.... 6½	Dec. 15.... 6	" 10.... 6
1710 June 22.... 5	June 18.... 6	1865 Jan. 12.... 5½	Nov. 9..... 7
1716 July 26.... 4	July 16.... 5½	" 26.... 5	" 28.... 6
1719 April 30.... 5	Oct. 8..... 6	March 2... 4½	Dec. 12.... 5
1720 Oct. 27.... 5	" 12.... 7	" 30... 4	1873 Jan. 9..... 4½
1722 Aug. 23.... 4	" 19.... 8	May 4..... 4½	" 23.... 4
1742 Oct. 18.... 5	Nov. 5..... 9	" 25.... 4	" 30.... 3½
" 18.... 4	" 9... 10	June 1... 3½	March 26... 4
1745 Dec. 12.... 5	Dec. 24.... 8	" 15... 3	May 7..... 4½
1746 May 1..... 4	1858 Jan. 7..... 6	July 27.... 3½	" 10.... 5
" 5..... 5	" 14.... 5	Aug. 3..... 4	" 17.... 6
1773 " 13.... 5	" 28.... 4	Sept 28.... 4½	June 4..... 7
1822 June 20... 4	Feb. 4..... 3½	Oct. 2..... 5	" 12.... 6
1825 Dec. 13.... 5	" 11.... 3	" 5..... 6	July 10.... 5
1827 July 5..... 4	Dec. 9..... 2½	" 7..... 7	" 17.... 4½
1836 July 21.... 4½	1859 April 28.... 3½	Nov. 23.... 6	" 24.... 4
Sept. 1.... 5	May 5..... 4½	Dec. 28.... 7	" 31.... 3½
1838 Feb. 15.... 4	June 2..... 3½	1866 Jan. 4..... 8	Aug. 21.... 3
1839 May 16.... 5	" 9..... 3	Feb. 22.... 7	Sept. 25.... 4
June 20.... 5½	July 14.... 2½	March 15... 6	" 29.... 5
Aug. 1..... 6	1860 Jan. 19.... 3	May 3..... 7	Oct. 14.... 6
1840 Jan. 23.... 5	" 31.... 4	" 8..... 8	" 18.... 7
Oct. 15.... 5	March 29... 4½	" 11.... 9	Nov. 1..... 8
1841 June 3..... 5	April 12.... 5	" 12.... 10	" 7..... 9
1842 April 7.... 4	May 10.... 4½	Aug. 16.... 8	" 20.... 8
1844 Sept. 5.... 2½	" 24.... 4	" 23.... 7	" 27.... 6
" 5..... 3	Nov. 8..... 4½	" 30.... 6	Dec. 4..... 5
1845 March 13... 2½	" 13.... 5	Sept. 6..... 5	" 11.... 4½
Oct. 16.... 3	" 15.... 6	" 27.... 4½	1874 Jan. 8..... 4
Nov. 6..... 3½	" 29.... 5	Nov. 8..... 4	" 15.... 3½
1846 Aug. 27.... 3	Dec. 31.... 6	Dec. 20.... 3½	April 30.... 4
1847 Jan. 14.... 3½	1861 Jan. 7..... 7	Feb. 7..... 3	May 28.... 3½
" 21.... 4	Feb. 14.... 8	May 30.... 2½	June 4..... 3
April 8.... 5	March 21... 7	July 25.... 2	" 18.... 2½
" 15.... 5	April 4.... 6	Nov. 19.... 2½	July 30.... 3
Aug. 5..... 5½	" 11.... 5	Dec. 3..... 3	Aug. 6..... 4
Oct. 25.... 8	May 16.... 6	1869 April 1.... 4	" 20.... 3½
Nov. 27.... 7	Aug. 1... 5	May 6..... 4½	" 27.... 3
Dec. 2..... 6	" 15.... 4½	June 10.... 4	Oct. 15.... 4
" 23.... 5	" 29.... 4	" 24.... 3½	Nov. 16.... 5
1848 Jan. 27.... 4	Sept. 19.... 3½	July 15.... 3	" 30.... 6
June 15.... 3½	Nov. 7..... 3	Aug. 19.... 2½	1875 Jan. 7..... 5
Nov. 2..... 3	1862 Jan. 9.... 2½	Nov. 4..... 3	" 14.... 4
1849 Nov. 22.... 3½	May 22.... 3	July 21.... 3½	" 28.... 3
1850 Dec. 26.... 3	July 10.... 2½	" 23.... 4	Feb. 18.... 3½
1852 Jan. 1..... 2½	" 24.... 2	" 28.... 5	July 8..... 3
April 22.... 2	Oct. 30.... 3	Aug. 4..... 6	" 29.... 2½
1853 Jan. 6..... 2½	1863 Jan. 15.... 4	" 11.... 5½	Aug. 12.... 2
" 20.... 3	" 28.... 5	" 18.... 4½	Oct. 7..... 2½
June 2..... 3½	Feb. 19.... 4	" 25.... 4	" 14.... 3½
Sept. 1.... 4	April 23... 3½	Sept. 1... 3½	" 21.... 4
" 15.... 4½	" 30.... 3	" 15.... 3	Nov. 18.... 3
" 29.... 5	May 16.... 3½	" 29.... 2½	Dec. 30.... 4
1854 May 11.... 5½	" 21.... 4	1871 March 2.... 3	1876 Jan. 6..... 5
Aug. 3..... 5	Nov. 2..... 5	April 13... 2½	" 27.... 4
1855 April 5.... 4½	" 5..... 6	June 15.... 2¼	March 23... 3½
May 3..... 4	Dec. 2..... 7	July 13.... 2	April 6.... 3
June 14.... 3½	" 3..... 8	Sept. 21.... 3	" 20.... 2
Sept. 6.... 4	" 24.... 7	" 28... 4	1877 May 2..... 3
" 13.... 4½	1864 Jan. 20.... 8	Oct. 7..... 5	July 4..... 2½
" 27.... 5	Feb. 11.... 7	Nov. 16.... 4	" 11.... 2
Oct. 4..... 5½	" 25.... 6	" 30.... 3½	Sept. 5.... 3
" 18.... 6	April 16... 7	Dec. 14.... 3	Oct. 10.... 4
" 18.... 7	May 2..... 8	1872 April 4.... 3½	" 17.... 5
1856 May 22.... 6	" 5..... 9	" 11.... 4	Nov. 29.... 4

Jan. '78, 3; Jan. 31, 2; Mar. 27, 3; May 30, 2½; June 27, 3; July 4, 3½; Aug. 1, 4; Aug. 12, 5; Oct. 14, 6; Nov. 21, 5.

Jan. 16, 1879, 4; Jan. 30, 3; March 13, 2½; April 10, 2; Nov. 6, 3.

UNITED STATES CURRENCY VALUE OF GOLD.

Giving the Currency Price in Dollars of One Hundred Dollars in Gold in the New York Market, averaged by Months and Years, from Jan. 1, 1862, to Jan. 1, 1879.

PERIODS.	1862.	1863.	1864.	1865.	1866.	1867.	1868.	1869.	1870.	1871.	1872.	1873.	1874.	1875.	1876.	1877.
Jan...	102.5	145.1	155.5	216.2	140.1	134.6	138.5	135.6	121.3	110.7	109.1	112.7	111.4	112.5	112.8	106.2
Feb..	103.5	160.5	153.6	205.5	138.4	137.4	141.4	134.4	119.5	111.5	110.3	114.1	112.3	114.5	113.4	105.2
Mar..	101.8	154.5	162.2	173.8	130.5	135	139.5	131.3	112.6	111	110.1	115.5	112.1	115.5	114.3	104.8
Apr..	101.5	151.5	172.7	148.5	127.3	135.6	138.7	132.9	113.1	110.6	111.1	117.8	113.4	114.8	113.2	106.2
May..	103.3	148.9	176.3	135.6	131.8	137	139.6	139.2	114.7	111.5	113.7	117.7	112.4	115.8	112.7	106.5
June.	106.5	144.5	210.7	140.1	148.7	137.5	140.1	138.1	112.9	112.4	113.9	116.5	111.3	117	111.9	105.5
July..	115.5	130.6	258.1	142.1	151.6	139.4	142.7	136.1	116.8	112.4	114.3	115.7	110	114.8	111.8	105.6
Aug	114.5	125.8	254.1	143.5	148.7	140.8	145.5	134.2	117.9	112.4	114.4	115.4	109.7	113.5	110.8	104.6
Sept..	118.5	134.2	222.5	143.9	145.5	143.4	143.6	136.8	114.8	114.5	113.5	112.7	109.7	115.8	109.7	103.5
Oct...	128.5	147.7	207.2	145.5	148.3	143.5	137.1	130.2	112.8	113.2	113.2	108.9	110	116.5	110.7	102.9
Nov..	131.1	148.0	233.5	147	143.8	139.6	134.4	126.2	111.4	111.2	112.9	108.6	110.9	115.2	109.1	102.9
Dec...	132.3	151.1	227.5	146.2	136.7	134.8	135.2	121.5	110.7	109.3	112.2	110	111.7	113.9	108	102.7
Aver'ge of year	113.3	145.2	203.3	157.3	140.9	138.2	139.7	133	114.9	111.7	112.4	113.8	111.2	115.1	111.5	104.7

NOTE.—According to the officially-published quotations of the gold market in New York, the currency price of \$100 gold reached its maximum on the 11th day of July, 1864, the quotations for that day ranging from \$276 to \$285. The average price of \$100 gold for the month of July, 1864, was \$258.10.

For the year 1878 the average currency value of gold was \$101.43.

GOLD VALUE OF UNITED STATES CURRENCY.

Giving the Gold Price in Dollars of One Hundred Dollars in Currency in the New York Market, averaged by Months and Years, from Jan. 1, 1862, to Jan. 1, 1878.

PERIODS.	1862.	1863.	1864.	1865.	1866.	1867.	1868.	1869.	1870.	1871.	1872.	1873.	1874.	1875.	1876.	1877.
Jan...	97.6	68.9	64.3	46.3	71.4	74.3	72.2	73.7	82.4	90.3	91.7	88.7	89.7	88.9	88.6	94.1
Feb..	96.6	62.3	63.1	48.7	72.3	72.8	70.7	74.4	83.7	89.7	90.7	87.6	89.1	87.3	88.2	95
Mar..	98.2	64.7	61.4	57.5	76.6	74.1	71.7	76.2	88.8	90.1	90.8	86.6	89.2	86.6	87.4	95.4
Apr..	98.5	66	57.9	67.3	78.6	73.7	72.1	75.2	88.4	90.4	90	84.9	88.2	87.1	88.3	94.1
May..	96.8	67.2	56.7	73.7	75.9	73	71.6	71.8	87.2	89.7	88	85	89.9	86.3	88.7	93.9
June.	93.9	69.2	47.5	71.4	67.2	72.7	71.4	72.4	88.6	89	87.8	85.8	90	85.4	89.4	94.8
July.	86.6	76.6	38.7	70.4	66	71.7	70.1	73.5	85.6	89	87.5	86.4	91	87.2	89.5	94.7
Aug..	87.3	79.5	39.4	69.7	67.2	71	68.7	74.5	84.8	89	87.4	86.7	91.2	88.1	90.2	95.7
Sept..	84.4	74.5	44.9	69.5	68.7	69.7	69.6	73.1	87.1	87.3	88.1	88.7	91.2	86.4	91.1	96.6
Oct...	77.8	67.7	48.3	68.7	67.4	69.7	72.9	76.8	88.7	88.3	88.3	91.8	91	85.8	90.1	97.2
Nov..	76.3	67.6	42.8	68	69.5	71.6	74.4	79.2	89.8	89.9	88.6	92.1	90.2	86.7	91.6	97.2
Dec..	75.6	66.2	44	68.4	73.2	74.2	74	82.3	90.3	91.5	89.1	90.9	89.6	87.8	92.5	97.3
Aver'ge of year	88.3	68.9	49.2	63.6	71	72.4	71.6	75.2	87	89.5	89	87.9	89.9	86.9	89.6	95.5

For the year 1878 the average gold value of currency was \$98.56,

PRICES OF GOVERNMENT LOANS IN LONDON, 1873-77.

[Compiled from the Financial Register, London, 1878.]

COUNTRY.	Issue price.	1873.		1874.		1875.		1876.		1877.	
		H.	L.	H.	L.	H.	L.	H.	L.	H.	L.
Argentine Republic:											
6 p. c. Debt, 1866-68..	72½ & 75	101	93½	99	86	98	82	91	29	74	59
Austria-Hungary:											
5 p. c. Silver Rentes..	81	68	65	67.50	62.45	59	45
Belgium:											
4½ per cent. Debt....	Par.	102½	99	103	99½	103½	100	104	101	104½	100
Bolivia:											
6 per cent., 1872.....	68	23	15	26	17
Brazil:											
4½ p. c. Debt, 1863...	88	87	78	96	87	92	80	92½	80	92	82
5 per cent. Debt, 1865.	74	98	88	102	95	100	90	98	81½	97	88
Canada:											
6 per cent. Debt, re- duced, 1877-84.....	Par.	108¾	100	112	104	111½	103½	108	101	107	100
Cape of Good Hope:											
6 per cent. Debt, 1861, red., 1891.....	105	100	117	117	110	99	120	113
Ceylon:											
6 p. c. Debt of 1863...	Par.	112	106½	110	103	113	108	113	107	105	100
Chili:											
6 per cent. Debt, 1867.	84	100	99	105	100	95	80	104	83	102	95
Colombia:											
6 per cent. Debt, 1863.	86	84	77	95	80	84	70	95	65
Cuba:											
7 per cent. Railway Debt, 1863.....	84	71	86	73	90	75	93	83	92	76
Denmark:											
5 p. c. Debt of 1864...	93	100½	98	97	96	99	97
Ecuador:											
1 per cent. Consolida- ted Debt.....	11	8	11	7½	10	5	10	5	9	6
Egypt:											
7 per cent. Debt, 1864.	93	101½	90	101½	90	100	74	92	35	78	61
France:											
5 p. c. Rentes, 1871...	82.50	92½	82	99¾	91	100	92	106¾	102¼	108½	101
5 p. c. Rentes, 1872...	84.50	96	90	99¾	91	100	92	106¾	102¼	108½	101
Great Britain:											
3 per cent. Consols....	93½	91¾	93¾	91¼	94½	92½	97½	93½	97¼	93
Greece:											
5 per cent. Debt, 1824.	56½ & 59	19	10	17	10	14	11
Guatemala:											
6 per cent. Debt, 1869.	70½	60	42	58	40	55	31	Average 38	30	20
Honduras:											
10 per cent. Railway Loan, 1870.....	80	39	15	17	6	10	1	5	1½	6	1
India:											
5 per cent. Debt.....	113½	108	110¾	106½	109½	106	107½	104	107¼	103¼
Italy:											
5 per cent. State Do- main Debt, 1865....	77½	94	86	97	88	100	95	104	96	104	97
Japan:											
7 per cent. Loan, 1873.	92½	101½	97½	102	88	101	90	107	99
Mauritius:											
6 p. c. Debt of 1865...	115	110	117	113	116	112	120	113	121	115
Mexico:											
3 per cent. Debt, 1846.	58	18½	13	17½	15	17	13	13¼	4½	8¼	6
Morocco:											
5 per cent. Debt, 1862.	85	104	96½	102	93	101	90
Netherlands:											
4 per cent. Debt.....	82	95	86½	98	90	100	97	102	97
New South Wales:											
5 per cent., redeem- able 1888-92.....	108½	103½	110½	105	109	104	111½	111¼	112	106

PRICES OF GOVERNMENT LOANS IN LONDON, 1873-77--*Continued.*

COUNTRY.	Issue price.	1873.		1874.		1875.		1876.		1877.	
		H.	L.	H.	L.	H.	L.	H.	L.	H.	L.
New Zealand:											
5 per cent. Consolidated Loan, 1868-71.....		105	101	116½	102½	106	101	106½	105½	107½	101
Peru:											
5 per cent. Debt, 1872.	77½	72	49½	61¾	46¼	57	25	28	10	16¼	9¾
Portugal:											
3 p. c. Debt, 1853-67..	38½ & 48	44	36	47¾	42½	46	40	55¼	49½
Queensland:											
6 p. c. Debt of 1864.	92	115	108	114	109	115	110	113½	107	112½	108
Roumania:											
8 per cent. Debt, 1867.	71	104	98	108	99	102	90	106	74	91	58
Russia:											
3 per cent. Debt, 1859.	68	69	64	75	64	74	64	71	47	63	45
5 per cent. Debt, 1862.	94	100	91	103	96	105	94	101	72	89	68
San Domingo:											
6 per cent. Debt, 1869.	70	29	18	27	7	14	4	14¾	5	9	4
South Australia:											
6 per cent., redeemable 1872-80	102	106½	102½	106¾	104½	107	104	115	104	114	102
Spain:											
3 per cent. (Old and Deferred).....	31	30	16½	20¾	17	24	17	20¾	12½	15	10
6 per cent. Land Mortgage, 1871.....	80	80	40	67	51	75	53	68	55	70	55
Sweden and Norway:											
5 per cent., 1868.....	90	107	101	107	99	106	100	109	101	109	101
Turkey:											
6 per cent. Debt, 1865.	65½	75½	60	72½	54	72	25	32	10	17	7½
United States:											
6 per cent. 5-20 Bonds, 1862.....		94½	90	107	101½	106	101
5 p. c. 10-40 Bonds, 1864.....		93	88½	106	102½	104	100	109	105	111½	106½
6 per cent. Debt, 1865.....		96½	91	110½	105	105	101	106	102	108	102½
Massachusetts 5 per cent. Debt, 1866.....		97	89	98	89	96	88	108	101	109	102
Virginia 6 p. c. New Funded Debt.....		55	43	52	40	53	42	67	58	72	53
Venezuela:											
6 per cent. Debt, 1864.	60	24	15	23	13	20	8	16	6	15	10
Victoria:											
6 p. c. Railway Loan..	Par.	116	111	115½	110	117	112	113½	108½	114	107

THE WEALTH OF GREAT BRITAIN.

IN the entire absence of any attempted statement of the amount of British wealth through the census of the United Kingdom, an estimate laid before the Statistical Society of London in 1878 by Mr. R. Giffen is interesting, though unauthoritative. Mr. Giffen's figures are based upon the property and income tax returns, supplemented by conjectural estimates of the amount of capital which yields no income, or which escapes taxation in all forms. Capitalizing the incomes reported from all sources in 1875, and which amounted to £377,586,000, at from four years' to thirty years' purchase (the latter rate for lands), he arrives at the gross sum of £6,643,120,000 as the probable value of property which contributes to the revenue under the income tax. To this are added foreign investments, movable property yielding no income, government property, etc., to the amount of £1,905,000,000, making the sum of £8,548,120,000 (or \$42,740,600,000) as the estimated aggregate of the wealth of Great Britain. This is about eleven times the amount of the national debt of that country. Mr. Giffen also calculates that the increase of British capital from 1865 to 1875 must have been at least 2,000,000,000 of pounds sterling, or three times the amount of the public debt; and that while population has increased at the rate of only 1 per cent per annum, capital has grown at the rate of 3 to 4 per cent per annum.

[Condensed, with additions, from the Financial Review, 1877.]

TABLE FOR INVESTORS.

THE following table shows the rate per cent of annual income to be realized from stocks or bonds bearing any given rate of yearly dividends or interest, from 1 to 15 per cent, when purchased at various prices from 10 to 300 per cent. This table applies equally well to both stocks and bonds, and has nothing to do with the length of time which a bond has to run to maturity.

For example : To ascertain what rate of annual interest will be realized on a bond or stock which bears 7 per cent per annum and can be purchased at 92 (*i.e.*, at 92 per cent of its par value, whatever the par may be), find 92 in the column of "purchase price" and follow that line across to the column headed "7 per cent," which will show the correct figures—in the present instance, $7\frac{6}{10}$ per cent.

Purchase Price.	3 per cent.	3.65 per cent.	4 per cent.	4½ per cent.	5 per cent.	6 per cent.	7 per cent.	7½ per cent.	8 per cent.	9 per cent.	10 per cent.	12 per cent.	15 per cent.
10....	30	36.50	40	45	50	60	70	73	80	90	100	120	150
15....	20	24.33	26.66	30	33.33	40	46.66	48.66	53.33	60	66.66	80	100
20....	15	18.25	20	22.50	25	30	35	36.50	40	45	50	60	75
22....	13.63	16.59	18.18	20.45	22.72	27.27	31.81	33.18	36.36	40.90	45.45	54.54	68.18
24....	12.50	15.20	16.66	18.75	20.83	25	29.16	30.41	33.33	37.50	41.66	50	62.50
26....	11.53	14.03	15.38	17.30	19.23	23.07	26.92	28.07	30.76	34.61	38.46	46.15	57.69
28....	10.71	13.03	14.28	16.07	17.85	21.42	25	26.07	28.57	32.14	35.71	42.85	53.57
30....	10	12.16	13.33	15	16.66	20	23.33	24.33	26.66	30	33.33	40	50
32....	9.37	11.40	12.50	14.06	15.62	18.75	21.87	22.81	25	28.12	31.25	37.50	46.87
34....	8.82	10.73	11.76	13.23	14.70	17.64	20.58	21.47	23.52	26.47	29.41	35.29	44.11
36....	8.33	10.13	11.11	12.50	13.88	16.66	19.44	20.27	22.22	25	27.77	33.33	41.66
38....	7.89	9.60	10.52	11.84	13.15	15.78	18.42	19.21	21.05	23.68	26.31	31.57	39.47
40....	7.50	9.12	10	11.25	12.50	15	17.50	18.25	20	22.50	25	30	37.50
42....	7.14	8.69	9.52	10.71	11.90	14.28	16.66	17.38	19.04	21.42	23.80	28.57	35.71
44....	6.81	8.29	9.09	10.22	11.33	13.63	15.90	16.59	18.18	20.45	22.72	27.27	34.09
46....	6.52	7.93	8.69	9.78	10.86	13.04	15.21	15.86	17.39	19.56	21.73	26.08	32.60
48....	6.25	7.60	8.33	9.37	10.41	12.50	14.58	15.20	16.66	18.75	20.83	25	31.25
50....	6	7.30	8	9	10	12	14	14.60	16	18	20	24	30
51....	5.88	7.15	7.84	8.82	9.80	11.76	13.72	14.31	15.68	17.64	19.60	23.52	29.41
52....	5.76	7.01	7.69	8.65	9.61	11.53	13.46	14.03	15.38	17.30	19.23	23.07	28.84
53....	5.66	6.88	7.54	8.49	9.43	11.32	13.20	13.77	15.09	16.98	18.86	22.64	28.30
54....	5.55	6.75	7.40	8.33	9.25	11.11	12.96	13.51	14.81	16.66	18.51	22.22	27.77
55....	5.45	6.63	7.27	8.18	9.09	10.90	12.72	13.27	14.54	16.36	18.18	21.81	27.27
56....	5.35	6.51	7.14	8.03	8.92	10.70	12.50	13.03	14.28	16.07	17.85	21.42	26.78
57....	5.26	6.40	7.01	7.89	8.77	10.52	12.27	12.80	14.03	15.78	17.54	21.05	26.31
58....	5.17	6.29	6.89	7.75	8.62	10.34	12.06	12.58	13.79	15.51	17.24	20.68	25.86
59....	5.08	6.18	6.77	7.62	8.47	10.16	11.86	12.37	13.55	15.25	16.94	20.33	25.42
60....	5	6.08	6.66	7.50	8.33	10	11.66	12.16	13.33	15	16.66	20	25
61....	4.91	5.97	6.55	7.37	8.19	9.83	11.47	11.95	13.11	14.75	16.39	19.67	24.59
62....	4.83	5.88	6.45	7.25	8.06	9.67	11.29	11.77	12.90	14.51	16.12	19.35	24.19
63....	4.76	5.79	6.34	7.14	7.93	9.52	11.11	11.58	12.69	14.28	15.87	19.04	23.80
64....	4.68	5.70	6.25	7.03	7.81	9.37	10.93	11.40	12.50	14.06	15.62	18.75	23.43
65....	4.61	5.61	6.15	6.92	7.69	9.23	10.76	11.23	12.30	13.84	15.38	18.46	23.07
66....	4.54	5.53	6.06	6.81	7.57	9.09	10.60	11.06	12.12	13.63	15.15	18.18	22.72
67....	4.47	5.44	5.97	6.71	7.46	8.95	10.44	10.89	11.94	13.43	14.92	17.91	22.38
68....	4.41	5.36	5.88	6.61	7.35	8.82	10.29	10.73	11.76	13.23	14.70	17.64	22.05
69....	4.34	5.28	5.79	6.52	7.24	8.69	10.14	10.57	11.59	13.04	14.49	17.39	21.73
70....	4.28	5.21	5.71	6.42	7.14	8.57	10	10.42	11.43	12.85	14.28	17.14	21.42
71....	4.22	5.14	5.63	6.33	7.04	8.45	9.85	10.28	11.26	12.67	14.08	16.90	21.12
72....	4.16	5.06	5.55	6.25	6.94	8.33	9.72	10.13	11.11	12.50	13.89	16.66	20.83
73....	4.10	5	5.47	6.16	6.84	8.21	9.58	10	10.95	12.32	13.69	16.43	20.54
74....	4.05	4.93	5.40	6.08	6.75	8.10	9.45	9.86	10.80	12.16	13.51	16.21	20.27
75....	4	4.86	5.33	6	6.66	8	9.33	9.73	10.66	12	13.33	16	20
76....	3.94	4.80	5.26	5.92	6.57	7.89	9.21	9.60	10.52	11.84	13.15	15.78	19.73
77....	3.89	4.74	5.19	5.84	6.49	7.79	9.09	9.48	10.38	11.68	12.98	15.58	19.48
78....	3.84	4.67	5.12	5.76	6.41	7.69	8.97	9.35	10.25	11.53	12.82	15.38	19.23
79....	3.79	4.62	5.06	5.69	6.32	7.59	8.86	9.24	10.12	11.39	12.65	15.18	18.98
80....	3.75	4.56	5	5.62	6.25	7.50	8.75	9.12	10	11.25	12.50	15	18.75
81....	3.70	4.50	4.93	5.55	6.17	7.40	8.64	9.01	9.87	11.11	12.34	14.81	18.51
82....	3.65	4.45	4.87	5.43	6.09	7.31	8.53	8.90	9.75	10.97	12.19	14.63	18.29
83....	3.61	4.39	4.81	5.42	6.02	7.22	8.43	8.79	9.63	10.84	12.04	14.45	18.04
84....	3.57	4.34	4.76	5.35	5.95	7.14	8.33	8.69	9.52	10.71	11.90	14.28	17.85
85....	3.52	4.29	4.70	5.29	5.88	7.05	8.23	8.58	9.41	10.58	11.76	14.11	17.64

TABLE FOR INVESTORS—(Continued).

Purchase Price.	3 per cent.	3.65 per cent.	4 per cent.	4½ per cent.	5 per cent.	6 per cent.	7 per cent.	7½ per cent.	8 per cent.	9 per cent.	10 per cent.	12 per cent.	15 per cent.
86...	3.48	4.24	4.65	5.23	5.81	6.97	8.13	8.48	9.30	10.46	11.62	13.95	17.44
87...	3.44	4.19	4.59	5.17	5.74	6.89	8.04	8.39	9.19	10.34	11.49	13.79	17.24
88...	3.40	4.14	4.54	5.11	5.68	6.81	7.94	8.29	9.09	10.22	11.36	13.63	17.04
89...	3.37	4.10	4.49	5.05	5.61	6.74	7.86	8.20	8.98	10.11	11.23	13.48	16.85
90...	3.33	4.05	4.44	5	5.55	6.66	7.77	8.11	8.88	10	11.11	13.33	16.66
91...	3.29	4.01	4.39	4.94	5.49	6.59	7.69	8.02	8.79	9.89	10.98	13.18	16.48
92...	3.26	3.96	4.34	4.89	5.43	6.52	7.60	7.93	8.69	9.78	10.86	13.04	16.30
93...	3.22	3.92	4.30	4.83	5.37	6.45	7.52	7.84	8.60	9.67	10.75	12.90	16.12
94...	3.19	3.88	4.25	4.78	5.31	6.38	7.44	7.76	8.51	9.57	10.65	12.76	15.95
95...	3.15	3.84	4.21	4.73	5.26	6.31	7.36	7.68	8.42	9.47	10.55	12.63	15.78
96...	3.10	3.80	4.16	4.68	5.20	6.25	7.29	7.60	8.33	9.37	10.41	12.50	15.72
97...	3.09	3.76	4.12	4.63	5.15	6.18	7.21	7.52	8.24	9.27	10.30	12.37	15.46
98...	3.06	3.72	4.08	4.59	5.10	6.12	7.14	7.45	8.16	9.18	10.20	12.24	15.30
99...	3.03	3.68	4.04	4.54	5.05	6.06	7.07	7.37	8.08	9.09	10.10	12.12	15.15
100...	3	3.65	4	4.50	5	6	7	7.50	8	9	10	12	15
101...	2.97	3.61	3.96	4.45	4.95	5.94	6.93	7.22	7.92	8.91	9.90	11.58	14.85
102...	2.94	3.57	3.92	4.41	4.90	5.88	6.86	7.15	7.84	8.82	9.80	11.76	14.70
103...	2.91	3.54	3.88	4.36	4.85	5.82	6.79	7.08	7.76	8.73	9.70	11.65	14.56
104...	2.88	3.50	3.84	4.33	4.80	5.76	6.72	7.01	7.69	8.65	9.61	11.53	14.42
105...	2.85	3.47	3.80	4.28	4.76	5.71	6.66	6.95	7.61	8.57	9.52	11.42	14.23
106...	2.83	3.44	3.77	4.24	4.71	5.66	6.60	6.88	7.54	8.49	9.43	11.32	14.15
107...	2.80	3.41	3.73	4.20	4.67	5.60	6.54	6.82	7.47	8.41	9.34	11.21	14.01
108...	2.77	3.37	3.70	4.16	4.62	5.55	6.48	6.75	7.40	8.33	9.25	11.11	13.88
109...	2.75	3.34	3.66	4.12	4.58	5.50	6.42	6.69	7.33	8.25	9.17	11	13.76
110...	2.72	3.31	3.63	4.09	4.54	5.45	6.36	6.63	7.27	8.18	9.09	10.90	13.63
111...	2.70	3.28	3.60	4.05	4.50	5.40	6.30	6.57	7.20	8.10	9	10.81	13.51
112...	2.67	3.25	3.57	4.01	4.46	5.35	6.25	6.51	7.14	8.03	8.92	10.71	13.39
113...	2.65	3.23	3.54	3.98	4.42	5.30	6.19	6.46	7.07	7.96	8.84	10.61	13.27
114...	2.63	3.20	3.50	3.94	4.38	5.26	6.14	6.40	7.01	7.89	8.77	10.52	13.15
115...	2.60	3.17	3.47	3.91	4.35	5.21	6.08	6.34	6.95	7.82	8.69	10.43	13.04
116...	2.58	3.14	3.44	3.87	4.31	5.17	6.03	6.29	6.89	7.75	8.61	10.34	12.93
117...	2.56	3.11	3.41	3.84	4.27	5.12	5.98	6.23	6.83	7.69	8.54	10.25	12.83
118...	2.54	3.09	3.38	3.81	4.23	5.08	5.93	6.18	6.77	7.62	8.47	10.16	12.71
119...	2.52	3.06	3.36	3.78	4.20	5.04	5.88	6.13	6.72	7.56	8.40	10.08	12.60
120...	2.50	3.04	3.33	3.75	4.16	5	5.83	6.08	6.66	7.50	8.33	10	12.50
121...	2.47	3.01	3.30	3.71	4.13	4.95	5.78	6.03	6.61	7.43	8.26	9.91	12.39
122...	2.45	2.99	3.27	3.68	4.09	4.91	5.73	5.98	6.55	7.37	8.19	9.83	12.29
123...	2.43	2.96	3.25	3.65	4.06	4.87	5.69	5.93	6.50	7.31	8.13	9.76	12.19
124...	2.41	2.94	3.22	3.62	4.03	4.83	5.65	5.88	6.45	7.25	8.06	9.67	12.09
125...	2.40	2.90	3.20	3.60	4	4.80	5.60	5.80	6.40	7.20	8	9.60	12
130...	2.30	2.80	3.08	3.46	3.84	4.61	5.38	5.61	6.15	6.92	7.69	9.23	11.53
135...	2.22	2.66	2.96	3.33	3.70	4.44	5.18	5.33	5.92	6.66	7.40	8.88	11.11
140...	2.14	2.60	2.85	3.21	3.57	4.28	5	5.21	5.71	6.42	7.14	8.57	10.71
145...	2.06	2.51	2.75	3.10	3.44	4.13	4.82	5.03	5.51	6.20	6.89	8.27	10.34
150...	2	2.43	2.66	3	3.33	4	4.66	4.86	5.33	6	6.66	8	10
155...	1.93	2.35	2.58	2.90	3.22	3.87	4.51	4.70	5.16	5.80	6.45	7.74	9.67
160...	1.87	2.28	2.50	2.81	3.12	3.75	4.37	4.56	5	5.62	6.25	7.50	9.37
165...	1.81	2.21	2.42	2.72	3.03	3.63	4.24	4.42	4.84	5.45	6.06	7.27	9.09
170...	1.76	2.14	2.35	2.64	2.94	3.52	4.11	4.29	4.70	5.29	5.88	7.05	8.82
175...	1.71	2.08	2.28	2.57	2.85	3.42	4	4.17	4.57	5.14	5.71	6.85	8.57
180...	1.66	2.02	2.22	2.50	2.77	3.33	3.88	4.05	4.44	5	5.55	6.66	8.33
185...	1.62	1.97	2.16	2.43	2.70	3.24	3.78	3.94	4.32	4.86	5.40	6.48	8.10
190...	1.57	1.92	2.10	2.36	2.63	3.15	3.68	3.84	4.21	4.73	5.26	6.31	7.89
195...	1.53	1.89	2.05	2.30	2.56	3.07	3.58	3.79	4.10	4.61	5.13	6.15	7.69
200...	1.50	1.82	2	2.25	2.50	3	3.50	3.65	4	4.50	5	6	7.50
210...	1.42	1.73	1.90	2.14	2.38	2.85	3.33	3.47	3.80	4.28	4.76	5.71	7.14
220...	1.36	1.65	1.81	2.04	2.27	2.72	3.18	3.31	3.63	4.09	4.54	5.45	6.81
225...	1.33	1.62	1.77	2	2.22	2.66	3.11	3.24	3.55	4	4.44	5.33	6.66
230...	1.30	1.58	1.73	1.97	2.17	2.60	3.04	3.17	3.47	3.91	4.34	5.21	6.52
240...	1.25	1.52	1.66	1.87	2.08	2.50	2.91	3.04	3.33	3.75	4.16	5	6.25
250...	1.20	1.46	1.60	1.80	2	2.40	2.80	2.92	3.20	3.60	4	4.80	6
275...	1.09	1.32	1.45	1.63	1.81	2.18	2.54	2.65	2.90	3.27	3.63	4.36	5.45
300...	1	1.20	1.33	1.50	1.66	2	2.33	2.40	2.66	3	3.33	4	5

THE CUSTOMS TARIFF OF GREAT BRITAIN.

No protective duties are now levied on goods imported, Customs duties being charged solely for the sake of revenue. Formerly the articles subject to duty numbered nearly a thousand; now they are only twenty-two, the chief being tobacco, spirits, tea, and wine. The following is a complete list:

[From the Statistical Abstract of the United Kingdom, 1878.]

ARTICLES.	DUTY.	ARTICLES.	DUTY.
	£ s. d.		£ s. d.
Ale or beer, spec. gravity not exceeding 1065°, per bbl.....	0 8 0	Naphtha, purified, gallon.....	0 10 5
Ale or beer, spec. grav. not exceeding 1090°, per bbl.....	0 11 0	Pickles, in vinegar, gallon....	0 0 1
Ale or beer, spec. gravity exceeding 1090°, per bbl.....	0 16 0	Plate, gold, ounce.....	0 17 0
Beer, Mum, per bbl.....	1 1 0	Plate, silver, ounce.....	0 1 6
Beer, spruce, spec. gravity not exceeding 1190°, per bbl.	1 1 0	Spirits, brandy, Geneva, rum, etc., gallon.....	0 10 5
Beer, spruce, exceeding 1190°, per barrel.....	1 4 0	Spirits, rum, from British Colonies, gallon.....	0 10 2
Cards, playing, per doz. packs	0 3 9	Spirits, cologne water, gallon.	0 16 6
Chicory (raw or kiln dried), cwt.	0 13 3	Tea, pound.....	0 0 6
Chicory (roasted or ground), lb.	0 0 2	Tobacco, unmanufactured, lb.	0 3 1 ³ / ₄
Chloral hydrate, pound.....	0 1 3	Tobacco, containing less than ten per cent of moisture, lb.	0 3 6
Chloroform, pound.....	0 3 0	Cavendish or Negro-head....	0 4 6
Cocoa, pound.....	0 0 1	Other manufactured tobacco..	0 4 0
Cocoa, cwt, husks and shells.	0 2 0	Snuff, containing more than 13 per cent of moisture, lb...	0 3 9
Cocoa paste and chocolate, pound.....	0 0 2	Snuff, less than 13 per cent of moisture, lb.....	0 4 6
Coffee, raw, cwt.....	0 14 0	Tobacco, cigars, pound..	0 5 0
Coffee, kiln-dried, roasted, or ground, pound.....	0 0 2	Varnish, containing alcohol, gallon.....	0 12 0
Collodion, gallon.....	0 1 4	Vinegar, gallon.....	0 0 3
Essence of spruce, 10 per cent ad valorem.....	0 13 0	Wine, containing less than 26° proof spirit, gallon.....	0 1 0
Ethyl, iodide of, gallon.....	0 1 5	Wine, containing more than 26° and less than 42° spirit gallon	0 2 6
Ether, gallon.....	0 7 0	Wine, for each additional degree of strength beyond 42°, gallon.....	0 0 3
Fruit, dried, cwt.....	1 4 0		
Malt, per quarter.....			

POPULATION OF GREAT BRITAIN AND IRELAND AT EACH DECENNIAL CENSUS FROM 1801 TO 1871.

	1801.	1811.	1821.	1831.	1841.	1851.	1861.	1871.
Eng. and Wales	9,156,171	10,454,529	12,172,664	14,051,986	16,035,198	18,054,170	20,228,417	22,712,266
Scotland.....	1,678,452	1,884,044	2,137,325	2,405,610	2,652,339	2,922,362	3,096,808	3,360,018
Ireland*.....	5,319,867	*6,084,996	6,869,544	7,828,347	8,222,664	6,623,982	5,850,309	5,411,416
Islands*.....	82,810	*85,547	92,654	106,542	126,249	145,435	145,674	144,638
Army, Navy, & Merchant Seamen abroad..					202,954	212,194	250,356	229,000
Unit. Kingdom	16,237,300	18,509,116	21,272,187	24,392,485	27,239,404	27,958,143	29,571,644	31,857,338
Increase, per ct.		13.99	14.92	14.71	11.67	2.63	5.77	7.72

* The population of Ireland and that of the Channel Islands in the British Seas for 1801 and 1811 are given by estimate, no census having been taken before 1821.

BRITISH INTERNAL REVENUE TAXES AND REVENUE RECEIVED.

The following table shows the principal excise and stamp taxes, licenses, carriage duties, and property and income taxes levied by the British laws, and collected from all sources, except customs duties, post-office, telegraphs, and miscellaneous.

[Compiled from the 20th Report of the Commissioners on the Inland Revenue, 1878.]

SOURCES OF REVENUE.	TAX.	REVENUE, 1877.
	£ s. d.	Pounds reduced to dollars.
Appraisers' licenses	2 0 0	46,500
Armorial bearings.....	£1 to £10	412,000
Auctioneers' licenses.....	10 0 0	328,000
Bankers' licenses.....	30 0 0	200,550
Beer, licenses to brew or sell.....	12s. 6d. to £5 10s.	3,500,000
Bills of exchange and notes.....	1s. for each £100.	3,812,100
Carriages, licenses (413,333).....	15s. to £2	2,768,700
Certificate of birth, marriage or death.....	0 0 1
Checks, drafts, and receipts.....	0 0 1	4,085,000
Chicory, per cwt.....	0 12 1	15,000
Deeds and other instruments.....	2s. 6d. to £1 10s.	10,574,600
Distillers' licenses.....	10 10 0	8,500
Dogs, licenses (1,362,176).....	0 5 0	1,748,700
Game licenses.....	£2 to £3	1,900,000
Gun, license to use or carry.....	0 10 0	386,000
House duty, annual value of £20 and upward.....	6d. in the pound.	7,302,310
Insurance policies.....	1s. for each £100	620,000
Land tax.....	1s. to £6	5,424,448
Legacy and succession duties.....	£1 10s for ea. £100	18,500,000
Malt, per bushel.....	2s. 7d. and 5%	40,201,890
Maltsters' licenses.....	2s. 7d. to £4 14s.	74,800
Marriage licenses.....	5d. to 10s.	26,000
Medicines, patent.....	1½d. to £1	191,125
Patents for inventions.....	£5 to £100	845,200
Pawnbrokers' licenses.....	7 10 0	162,500
Pedlers and hawkers.....	5s. to £4	116,000
Plate, gold and silver, per ounce.....	1s. 6d. to 17s.	330,150
Property and income tax in the £.....		
" " " incomes under £150, exempt.....	1¼d. to 3d.	26,420,455
" " " £400, first £120 exempt. }		
Publicans selling beer, wine, and spirits.....	£5 10s. to £16 10s.	1,800,000
Railway-passenger receipts, each £100.....	5 0 0	3,650,000
Restaurants.....	10s. 6d. to £2 4s.	40,650
Servants (male), each.....	0 15 0	837,600
Settlements and probate of wills, each £100.....	0 5 0	10,699,570
Solicitors' certificates.....	£6 to £9	486,315
Spirits, home-made, per gal.....	0 10 0	73,365,825
" dealers in, not retailers.....	10 10 0	460,000
" retailers of.....	10s. to £14 6s.	3,626,615
Stamps in law proceedings.....	2s. 6d. to £80	2,914,575
Sugar used by brewers.....	0 11 6	2,500,000
Sweets, dealers in.....	5 5 0	25,000
Tobacco and snuff, dealers in.....	0 5 3	400,000
" " " manufacturers of.....	£5 5s. to £31 10s.	40,000
Vinegar-makers.....	5 5 0	15,045
Wine merchants, wholesale.....	10 10 0	268,500
Various items.....	774,032
Total Inland Revenue.....	\$231,904,255

London Bankers' Clearing House Statistics.

Year ending April 30.	Total clearances for the year.	Year ending April 30.	Total clearances for the year.	Year ending April 30.	Total clearances for the year.
1868.....	£3,257,411,000	1872.....	£5,359,722,000	1876....	£5,407,243,000
1869.....	3,534,039,000	1873.....	6,003,335,000	1877....	4,873,800,000
1870.....	3,720,623,000	1874.....	5,993,586,000	1878....	5,066,533,000
1871.....	4,018,464,000	1875.....	6,013,299,000		

THE METRIC OR DECIMAL SYSTEM.

As applied to weights and measures, the metric system has been adopted by France, Germany, Italy, Spain, Portugal, Belgium, Netherlands, Greece, Mexico, Brazil, Peru, Chili, etc. Switzerland, Denmark, and Austria have partially adopted it, and it is legalized or permissive (not compulsory) in the United States and in Great Britain. As applied to measures of length, the standard unit is the metre, ascertained with mathematical exactness to be one ten-millionth part of a terrestrial meridian. The unit of volume (or litre) is the capacity of a cubical vessel measuring one tenth of a metre on its edges; and the unit of weight is the actual weight of distilled water which will fill such a vessel. The following tables exhibit the various designations of weights and measures under the metric system, and their equivalents in existing American or English weights and measures, as legalized by act of Congress, July 27, 1866.

MEASURES OF LENGTH.

<i>Metric denominations and values.</i>		<i>Equivalents in denominations in use.</i>
Myriametre	10,000 metres.	6.2137 miles.
Kilometre	1,000 "	0.62137 miles, or 3,280 feet, 10 inches.
Hectometre	100 "	328 feet, 1 inch.
Decametre	10 "	393.7 inches.
Metre	1 metre.	39.37 inches.
Decimetre	$\frac{1}{10}$ of a metre.	3.937 inches.
Centimetre	$\frac{1}{100}$ " "	0.3937 inches.
Millimetre	$\frac{1}{1000}$ " "	0.0394 inches.

MEASURES OF CAPACITY.

<i>Metric denominations and values.</i>			<i>Equivalents in denominations in use.</i>	
Names.	No. of litres.	Cubic Measure.	Dry measure.	Liquid or wine measure.
Kilolitre. or stere..	1,000	1 cubic metre.	1.308 cubic yards.	264.17 gallons.
Hectolitre	100	$\frac{1}{10}$ of a cub. mètr.	2 bush's, 3.35 pecks.	26.417 gallons.
Decalitre	10	10 cub. decimtrs.	9.08 quarts.	2.6417 gallons.
Litre	1	1 cub. decimetre.	0.908 quarts.	1.0567 quarts.
Decilitre	$\frac{1}{10}$	$\frac{1}{10}$ of a c. decimtr.	6.1022 cubic inches.	0.845 gills.
Centilitre	$\frac{1}{100}$	10 cub. centimtrs.	0.6102 " "	0.338 fluid oz.
Millilitre	$\frac{1}{1000}$	1 cub. centimetre.	0.061 " "	0.27 fluid oz.

MEASURES OF SURFACE.

<i>Metric denominations and values.</i>		<i>Equivalents in denominations in use.</i>
Hectare	10,000 square metres.	2.471 acres.
Are	100 " "	119.6 square yards.
Centare	1 square metre.	1,550 square inches.

WEIGHTS.

<i>Metric denominations and values.</i>		<i>Equivalents in denominations in use.</i>
Names.	Number of grammes.	Avoirdupois weight.
Millier or tonneau	1,000,000	2204 6 pounds.
Quintal	100,000	220.46 "
Myriagramme	10,000	22.046 "
Kilogramme or kilo	1,000	2.2046 "
Hectogramme	100	3.5274 ounces.
Dekagramme	10	0.3527 "
Gramme	1	15.432 grains.
Decigramme	$\frac{1}{10}$	1.5432 "
Centigramme	$\frac{1}{100}$	0.1543 "
Milligramme	$\frac{1}{1000}$	0.0154 "

AMERICAN LIBRARIES CONTAINING 10,000 VOLUMES AND UPWARDS.

[From the Special Report on Public Libraries in the United States; Bureau of Education, 1876.]

LOCATION.	NAME OF LIBRARY.	FOUNDED.	VOLUMES.
Alabama:			
Montgomery.....	State Library.....	1828	14,000
California:			
Oakland.....	University of California.....	1869	13,600
Sacramento.....	State.....	1850	37,000
San Francisco.....	Law.....	—	12,500
San Francisco.....	Mechanics' Institute.....	1855	24,108
San Francisco.....	Mercantile.....	1853	41,563
San Francisco.....	Odd Fellows.....	1854	26,883
San Francisco.....	Pacific.....	1859	12,000
San Francisco.....	St. Ignatius College.....	1855	11,000
Santa Clara.....	Santa Clara College.....	1851	10,000
Vallejo.....	Vallejo.....	1856	12,000
Connecticut:			
Hartford.....	Historical Society.....	1825	16,000
Hartford.....	State.....	1854	12,000
Hartford.....	Trinity College.....	1824	15,000
Hartford.....	Watkinson Reference.....	1858	26,788
Hartford.....	Young Men's Institute.....	1838	24,000
Middletown.....	Berkeley Divinity School.....	1855	16,000
Middletown.....	Wesleyan University.....	1833	26,000
New Haven.....	Yale College.....	1700	114,200
New Haven.....	Young Men's Institute.....	1826	10,000
Waterbury.....	Silas Bronson.....	1870	20,000
Delaware:			
Dover.....	State.....	1832	11,000
Wilmington.....	Institute.....	1857	11,000
District of Columbia:			
Georgetown.....	Georgetown College.....	1791	32,268
Washington.....	Attorney-General's Office.....	1853	12,000
Washington.....	City (Y. M. C. A.).....	1811	15,000
Washington.....	Library of Congress.....	1802	350,000
Washington.....	Department of State.....	1789	29,000
Washington.....	Department of War.....	1832	13,000
Washington.....	Gonzaga College.....	1858	10,000
Washington.....	House of Representatives.....	1789	125,000
Washington.....	Howard University.....	1869	10,700
Washington.....	Patent Office.....	1839	23,000
Washington.....	Surgeon-General's Office.....	1865	40,000
Washington.....	United States Senate.....	1852	25,000
Florida:			
Tallahassee.....	State.....	1845	10,000
Georgia:			
Athens.....	University of Georgia.....	1831	27,600
Atlanta.....	State.....	1835	20,000
Macon.....	Mercer University.....	1840	12,000
Illinois:			
Chicago.....	Baptist Union Theological Seminary.....	1869	15,000
Chicago.....	Public.....	1872	48,100
Chicago.....	University.....	1855	18,000
Evanston.....	Northwestern University.....	1856	33,000
Springfield.....	State.....	—	42,000
Urbana.....	Industrial University.....	1868	10,600
Indiana:			
Crawfordsville.....	Wabash College.....	1833	10,482
Greencastle.....	Indiana Asbury University.....	1837	10,400
Indianapolis.....	Public.....	1872	17,000
Indianapolis.....	State.....	1825	10,641
Notre Dame.....	University.....	1843	10,000

LOCATION.	NAME OF LIBRARY	FOUNDED.	VOLUMES.
Iowa:			
Des Moines.....	State	1838	14,000
Kansas:			
Topeka.....	State.....	1857	10,500
Kentucky:			
Danville.....	Theological Seminary.....	1853	10,000
Frankfort.....	State.....	1821	30,000
Lexington.....	Kentucky University.....	1865	12,934
Lexington.....	Library Association.....	1800	17,000
Louisville.....	Public.....	1871	50,000
Louisiana:			
Baton Rouge.....	State University.....	1860	15,000
New Orleans.....	Librairie de la Famille.....	1872	25,000
New Orleans.....	Louisiana State.....	1813	21,832
New Orleans.....	Public School and Lyceum.....	1844	16,000
Maine:			
Augusta.....	State.....	1832	25,000
Bangor.....	Mechanics' Association.....	1828	13,737
Bangor.....	Theological Seminary.....	1820	15,000
Brunswick.....	Bowdoin College.....	1802	35,860
Portland.....	Institute and Public.....	1867	15,644
Waterville.....	Colby University.....	1813	14,100
Maryland:			
Annapolis.....	Naval Academy.....	1845	17,678
Anapolis.....	Louisiana State.....	1826	40,000
Baltimore.....	Archiepiscopal.....	—	10,000
Baltimore.....	Loyola College.....	1853	21,500
Baltimore.....	Maryland Historical Society.....	1844	15,000
Baltimore.....	Maryland Institute.....	1847	16,433
Baltimore.....	Mercantile.....	1839	31,032
Baltimore.....	Odd Fellows'.....	1840	19,835
Baltimore.....	Peabody Institute.....	1857	57,458
Baltimore.....	St. Mary's Theological Seminary.....	1791	15,030
Hagerstown.....	College of St. James.....	1842	11,000
Woodstock.....	Woodstock College.....	1869	18,000
Massachusetts:			
Amherst.....	Amherst College.....	1821	38,533
Andover.....	Theological Seminary.....	1807	34,000
Boston.....	American Academy Arts and Sciences.....	1780	16,000
Boston.....	Athenæum.....	1807	108,000
Boston.....	Congregational.....	1853	22,895
Boston.....	General Theological.....	1860	12,000
Boston.....	Handel and Haydn Society.....	1815	11,669
Boston.....	Library Society.....	1794	25,000
Boston.....	Loring's Private Circulating.....	1850	10,000
Boston.....	Massachusetts Historical Society.....	1791	23,000
Boston.....	Mercantile.....	1820	21,500
Boston.....	N. E. Historic-Genealogical Society.....	1845	12,337
Boston.....	Public.....	1852	329,839
Boston.....	Social Law.....	1804	13,000
Boston.....	Society of Natural History.....	1831	10,000
Boston.....	State.....	1826	37,000
Brookline.....	Public.....	1857	16,669
Cambridge.....	Harvard University.....	1638	190,000
Concord.....	Public.....	1851	10,601
Fall River.....	Public.....	1860	12,734
Fitchburg.....	Public.....	1859	11,000
Haverhill.....	Public.....	1874	20,000
Lawrence.....	Public.....	1872	13,328
Lowell.....	City.....	1844	17,539
Lowell.....	Middlesex Mechanics' Association.....	1825	12,782
Lynn.....	Public.....	1862	19,808
Medford.....	Tufts College.....	1854	16,000
New Bedford.....	Public.....	1853	31,000
Newburyport.....	Public.....	1854	16,218
Newton.....	Public.....	1870	10,088
Newton.....	Theological Institution.....	1826	13,000
Northampton.....	Public.....	1850	10,474
Peabody.....	Peabody Institute.....	1853	16,505
Pittsfield.....	Berkshire Athenæum.....	1871	18,000
Salem.....	Athenæum.....	1810	20,030
Salem.....	Essex Institute.....	1848	30,655
Springfield.....	City Library Association.....	1857	36,790
Taunton.....	Public.....	1866	12,726

LOCATION.	NAME OF LIBRARY	FOUNDED.	VOLUMES.
Massachusetts (Continued):			
Wellesley.....	Wellesley College.....	1875	10,000
Williamstown.....	Williams College.....	1793	27,500
Worcester.....	American Antiquarian Society.....	1812	60,497
Worcester.....	College of the Holy Cross.....	1843	12,000
Worcester.....	Public.....	1859	34,609
Michigan:			
Ann Arbor.....	University of Michigan.....	1841	28,400
Detroit.....	Public.....	1865	22,882
Detroit.....	Young Men's Society.....	1833	12,790
Lansing.....	State.....	1828	39,886
Minnesota:			
Minneapolis.....	University of Minnesota.....	1869	10,000
St. Paul.....	State.....	1849	10,000
Mississippi:			
Jackson.....	State.....	1838	16,000
Missouri:			
Columbia.....	University of Missouri.....	1840	13,400
Jefferson City.....	State.....	1833	13,000
St. Louis.....	College of the Christian Brothers.....	1860	22,000
St. Louis.....	Public School.....	1865	33,097
St. Louis.....	St. Louis Mercantile.....	1846	42,013
St. Louis.....	University of St. Louis.....	1829	25,000
Nebraska:			
Lincoln.....	State.....	1856	13,133
New Hampshire:			
Concord.....	State.....	1818	13,500
Hanover.....	Dartmouth College.....	1770	52,550
Manchester.....	City.....	1854	17,527
Portsmouth.....	Athenæum.....	1817	11,607
New Jersey:			
Madison.....	Drew Theological Seminary.....	1867	10,875
Newark.....	Library Association.....	1847	22,000
New Brunswick.....	Rutgers College.....	1770	10,614
New Brunswick.....	Theological Seminary Reformed Church.....	1784	26,000
Princeton.....	College of New Jersey.....	1750	41,500
Princeton.....	Theological Seminary Presby'n Church.....	1821	26,779
Red Bank.....	Shrewsbury Model School.....	1873	10,749
Trenton.....	State.....	1796	20,000
New York:			
Albany.....	State.....	1818	95,000
Albany.....	Young Men's Association.....	1833	13,000
Auburn.....	Theological Seminary.....	1821	10,000
Brooklyn.....	Brooklyn Heights Female Seminary.....	1835	10,000
Brooklyn.....	Eastern District School.....	1866	10,000
Brooklyn.....	Hawkins' (Private Circulating).....	1848	17,000
Brooklyn.....	Long Island Historical Society.....	1863	26,000
Brooklyn.....	Mercantile.....	1857	50,257
Brooklyn.....	St. Francis College.....		13,970
Brooklyn.....	Youth's Free.....	1824	10,000
Buffalo.....	Grosvenor.....	1859	18,000
Buffalo.....	Young Men's Association.....	1835	27,597
Clinton.....	Hamilton College.....	1812	22,000
Fordham.....	St. John's College.....	1840	15,000
Geneva.....	Hobart College.....	1824	13,000
Hamilton.....	Madison University.....	1820	13,000
Ithaca.....	Cornell.....	1866	10,000
Ithaca.....	Cornell University.....	1868	39,000
New York.....	American Geographical Society.....	1852	10,000
New York.....	American Institute.....	1833	10,600
New York.....	Apprentices'.....	1820	53,000
New York.....	Astor.....	1849	152,446
New York.....	College of St. Francis Xavier.....	1847	21,000
New York.....	College of the City of New York.....	1850	20,600
New York.....	Columbia College.....	1757	34,700
New York.....	Cooper Union.....	1858	17,500
New York.....	Eclectic (Private Circulating).....	1869	30,300
New York.....	Gen. Theol. Seminary Prot. Episc. Church.....	1820	15,400
New York.....	Law Institute.....	1828	20,000
New York.....	Manhattan College.....	1863	13,000
New York.....	Mercantile.....	1820	160,613
New York.....	New York Historical Society.....	1804	60,000
New York.....	New York Hospital.....	1796	10,000
New York.....	New York Society.....	1754	65,000

LOCATION.	NAME OF LIBRARY.	FOUNDED.	VOLUMES.
New York (Continued):			
New York.....	Union Theological Seminary.....	1836	34,000
New York.....	Young Men's Christian Association.....	1852	10,552
Rochester.....	Athenæum and Mechanics' Association..	1829	21,000
Rochester.....	Theological Seminary.....	1851	10,000
Rochester.....	University.....	1850	12,000
Schenectady.....	Union College.....	1795	25,800
Syracuse.....	Central.....	1856	13,300
Syracuse.....	University.....	1871	10,000
Troy.....	Young Men's Association.....	1834	21,424
West Point.....	Military Academy.....	1812	25,000
North Carolina:			
Chapel Hill.....	University of North Carolina.....	1795	22,199
Raleigh.....	State.....	1831	40,000
Trinity.....	Trinity College.....	1849	10,900
Ohio:			
Cincinnati.....	Lane Theological Seminary.....	1829	12,000
Cincinnati.....	Mount St. Mary's Seminary.....	1849	15,100
Cincinnati.....	Public.....	1867	71,405
Cincinnati.....	St. Xavier College.....	1840	17,000
Cincinnati.....	Young Men's Mercantile.....	1835	36,193
Cleveland.....	Public.....	1868	24,000
Columbus.....	State.....	1817	40,000
Dayton.....	Public School.....	1854	13,000
Delaware.....	Ohio Wesleyan University.....	1845-'56	13,900
Gambier.....	Kenyon College.....	1865	13,705
Granville.....	Denison University.....	1831	13,000
Hudson.....	Western Reserve College.....	1827	10,000
Marietta.....	Marietta College.....	1835	26,700
Oberlin.....	Oberlin College.....	1834	14,000
Pennsylvania:			
Allegheny City.....	Western Theological Seminary.....	1827	15,000
Carlisle.....	Dickinson College.....	1783	27,503
Easton.....	Lafayette College.....	1832	21,100
Gettysburg.....	Pennsylvania College.....	1832	19,550
Gettysburg.....	Theological Seminary (Lutheran).....	1823	11,000
Harleysville.....	Cassel's (Circulating).....	1835	10,175
Harrisburg.....	State.....	1816	30,500
Haverford.....	Haverford College.....	1833	11,450
Lancaster.....	Franklin and Marshall College.....	1836-'53	11,500
Lancaster.....	Theological Seminary (Reformed).....	1825	10,000
Latrobe.....	St. Vincent's College.....	1846	13,000
Meadville.....	Allegheny College.....	1820	10,500
Meadville.....	Theological School.....	1845	12,308
Philadelphia.....	Academy of Natural Sciences.....	1812	30,000
Philadelphia.....	American Philosophical Society.....	1743	20,000
Philadelphia.....	Apprentices' Library Company.....	1820	21,000
Philadelphia.....	Athenæum.....	1814	20,000
Philadelphia.....	College of Physicians.....	1789	18,753
Philadelphia.....	Franklin Institute.....	1824	16,000
Philadelphia.....	German Society.....	1817	16,000
Philadelphia.....	Historical Society of Pennsylvania.....	1824	16,000
Philadelphia.....	Library Company and Loganian.....	1731	104,000
Philadelphia.....	Mercantile.....	1821	125,668
Philadelphia.....	Pennsylvania Hospital.....	1763	12,500
Philadelphia.....	Southwark.....	1831	10,015
Philadelphia.....	University of Pennsylvania.....	1755	25,573
Philadelphia.....	Wagner Free Institute.....	1835	15,000
Pittsburgh.....	Mercantile.....	1847	13,012
Rhode Island:			
Newport.....	People's.....	1870	14,799
Newport.....	Redwood Library and Athenæum.....	1730	20,634
Providence.....	Athenæum.....	1836	34,492
Providence.....	Brown University.....	1768	45,000
South Carolina:			
Charleston.....	Library Society.....	1748	15,000
Columbia.....	Theological Seminary.....	1829	18,884
Columbia.....	University of South Carolina.....	1805	28,250
Due West.....	Erskine College.....	1839	12,500
Tennessee:			
Columbia.....	Athenæum.....	1852	12,000
Nashville.....	State.....	1854	20,000
Nashville.....	University of Nashville.....	1785	10,000

LOCATION.	NAME OF LIBRARY.	FOUNDED.	VOLUMES.
Texas :			
Galveston.....	Free.....	1871	10,000
Tyler.....	Bowdon Literary Society.....	1871	11,257
Vermont :			
Burlington.....	University of Vermont.....	1800	16,021
Middlebury.....	Middlebury College.....	1800	15,500
Montpelier.....	State.....	1825	14,600
Virginia :			
Alexandria.....	Theol. Seminary Prot. Episcopal Church.....	1823	10,000
Ashland.....	Randolph Macon College.....	1834	10,000
Charlottesville.....	University of Virginia.....	1825	40,000
Emory.....	Emory and Henry College.....	1837	13,580
Hampden Sidney.....	Union Theological Seminary.....	1825	10,000
Lexington.....	Washington and Lee University.....	1796	16,000
Richmond.....	State.....	1822	35,000
Salem.....	Roanoke College.....	1853	17,000
Wisconsin :			
Madison.....	State.....	1836	25,000
Madison.....	State Historical Society.....	1849	33,347
Milwaukee.....	Young Men's Association.....	1847	15,000

LIBRARIES OF THE WORLD CONTAINING 100,000 VOLUMES OR UPWARDS AT LATEST DATES.*

	City.	Country.	Name of Library.	Vol-umes.	When Founded.
1..	Albany, N. Y.....	United States..	N. Y. State Library....	100,000	1818
2..	Athens.....	Greece.....	University.....	125,000	1837
3..	Augsburg.....	Bavaria.....	City.....	100,000	1537
4..	Bamberg.....	".....	Royal.....	120,000	}
			And pamphlets.....	150,000	
5..	Bâle.....	Switzerland....	Public.....	100,000
6..	Berlin.....	Prussia.....	Royal.....	700,000	1650
7..	Berlin.....	".....	University.....	115,000
8..	Bologna.....	Italy.....	University.....	200,000	1690
9..	Bonn.....	Prussia.....	University.....	180,000	1818
10..	Bordeaux.....	France.....	City.....	123,000	1738
11..	Boston.....	United States }	Public Library.....	265,000	} 1852
			Branches.....	85,000	
12..	Boston.....	" ".....	Athenæum.....	108,000	1807
13..	Breslau.....	Prussia.....	University.....	340,000	1811
14..	Brussels.....	Belgium.....	Royal.....	250,000	1400
15..	Buda-Pest.....	Hungary.....	Public.....	200,000	1804
16..	Buda-Pest.....	".....	University.....	105,000
17..	Cambridge.....	England.....	University.....	250,000	1475
18..	Cambridge, Mass.	United States..	Harvard College.....	190,000	1638
19..	Carlsruhe.....	Baden.....	Grand Ducal.....	110,000
20..	Cassel.....	Prussia.....	National.....	120,000	1580
21..	Christiania.....	Sweden.....	University.....	200,000	1811
22..	Copenhagen.....	Denmark.....	Royal.....	500,000	1550
23..	Copenhagen.....	".....	University.....	200,000	1731
24..	Cracow.....	Poland.....	University.....	140,000	1364
25..	Darmstadt.....	Germany.....	Grand Ducal.....	380,000	1760
26..	Dresden.....	Saxony.....	Royal Public.....	500,000	} 1555
			And pamphlets.....	400,000	
27..	Dublin.....	Ireland.....	Trinity College.....	150,000	1601
28..	Edinburgh.....	Scotland.....	Faculty of Advocates..	300,000	1680
29..	Edinburgh.....	".....	University.....	130,000	1580
30..	Erlangen.....	Bavaria.....	University.....	110,000	1743
31..	Florence.....	Italy.....	National.....	200,000	1864
32..	Frankfort.....	Germany.....	City.....	150,000
33..	Freiburg.....	Switzerland....	University.....	250,000	1454
34..	Giessen.....	Germany.....	University.....	150,000	1607
35..	Glasgow.....	Scotland.....	University.....	105,000	1473
35..	Gotha.....	Germany.....	Ducal.....	240,000	1640

* Corrected from Johnson's New Universal Cyclopædia, 1875.

	City.	Country.	Name of Library.	Vol- umes.	When Founded.
37..	Göttingen.....	Germany.....	University.....	400,000	1734
38..	Hague.....	Netherlands....	Royal.....	100,000	1795
39..	Halle.....	Prussia.....	University.....	100,000	1696
40..	Hamburg.....	Germany.....	City.....	300,000	1529
41..	Hanover.....	".....	Royal Public....	170,000	1690
42..	Heidelberg.....	".....	University.....	300,000	1703
43..	Helsingfors.....	Russia.....	University.....	140,000	1630
44..	Jena.....	Germany.....	University.....	180,000	1518
45..	Kiel.....	Denmark.....	University.....	150,000	1665
46..	Königsberg.....	Prussia.....	Royal and University..	220,000	1544
47..	Leipzig.....	Saxony.....	City.....	100,000	1677
48..	Leipzig.....	".....	University.....	350,000	1543
49..	Lisbon.....	Portugal.....	National.....	100,000	1796
50..	Liverpool.....	England.....	Public.....	100,000	1850
51..	London.....	".....	British Museum	1,150,000	1753
52..	Lyons.....	France.....	City.....	120,000
53..	Madrid.....	Spain.....	National.....	220,000	1712
54..	Manchester.....	England.....	Public.....	120,000	1852
55..	Marburg.....	Germany.....	University.....	120,000	1527
56..	Mentz.....	".....	City.....	110,000
57..	Mexico.....	Mexico.....	National.....	100,000
58..	Milan.....	Italy.....	Ambrosian.....	100,000	1609
59..	Milan.....	".....	Brera.....	185,000	1763
60..	Modena.....	".....	Este.....	100,000
61..	Moscow.....	Russia.....	University.....	160,000	1755
62..	Munich.....	Bavaria.....	Royal.....	400,000	} 1660
			And pamphlets....	400,000	
63..	Munich.....	".....	University.....	280,000	1575
64..	Münster.....	Prussia.....	Royal Paul.....	100,000
65..	Naples.....	Italy.....	National.....	200,000	1780
66..	New Haven.....	United States..	Yale College.....	105,000	1700
67..	New York.....	".....	Astor.....	150,000	1849
68..	New York.....	".....	Mercantile.....	160,000	1820
69..	Oxford.....	England.....	Bodleian.....	330,000	1598
70..	Padua.....	Italy.....	University.....	100,000	1629
71..	Paris.....	France.....	National.....	2,600,000	1350
72..	Paris.....	".....	Arsenal.....	225,000	1781
73..	Paris.....	".....	St. Genevieve.....	200,000	1624
74..	Paris.....	".....	Sorbonne.....	140,000
75..	Paris.....	".....	Mazarin.....	160,000	1660
76..	Paris.....	".....	Institute.....	100,000	1759
77..	Philadelphia.....	United States..	Library Co. of Phila....	104,000	1731
78..	Philadelphia.....	".....	Mercantile.....	126,000	1821
79..	Parma.....	Italy.....	Public.....	140,000
80..	Prague.....	Austria.....	University.....	152,000	1350
81..	Rome.....	Italy.....	Vatican.....	105,000	1378
82..	Rome.....	".....	Casanata.....	160,000	1700
83..	Rome.....	".....	Angelica.....	100,000	1605
84..	Rouen.....	France.....	City.....	120,000	1809
85..	Rostock.....	Germany.....	University.....	140,000	1419
86..	St. Petersburg.....	Russia.....	Imperial.....	1,100,000	1714
87..	St. Petersburg.....	".....	Academy of Sciences...	130,000	1726
88..	Stockholm.....	Sweden.....	Royal.....	125,000	1540
89..	Strasburg.....	Germany.....	City.....	300,000	1531
90..	Stuttgart.....	".....	Royal Public.....	180,000	1765
91..	Treves.....	Prussia.....	City.....	100,000	1773
92..	Tübingen.....	Germany.....	University.....	220,000	1477
93..	Turin.....	Italy.....	University.....	150,000	1436
94..	Upsal.....	Sweden.....	University.....	150,000	1621
95..	Venice.....	Italy.....	St. Mark's.....	120,000	1468
96..	Vienna.....	Austria.....	Imperial Public.....	400,000	1440
97..	Vienna.....	".....	University.....	210,000	1777
98..	Washington.....	United States..	Library of Congress....	350,000	1802
99..	Weimar.....	Germany.....	Grand Ducal.....	170,000
100..	Wolfenbüttel.....	".....	Brunswick Ducal.....	250,000	1604
101..	Würzburg.....	Bavaria.....	University.....	200,000	1403
102..	Zurich.....	Switzerland....	City.....	100,000	1832

THE GOVERNMENT LIBRARY AT WASHINGTON.

[From the International Review.]

WHEN the Library of Congress was founded, April 24th, 1800, by the modest appropriation of five thousand dollars "for the purchase of such books as may be necessary for the use of Congress, at the said city of Washington," there was no library in the United States exceeding fifteen thousand volumes. The Library Company of Philadelphia, founded by Franklin and his associates in 1731, had absorbed the Loganian Library in 1792, and thus ranked as the largest American collection. Harvard College came next, with about ten thousand volumes; and the Society Library of New York ranked third, with some sixty-five hundred. Besides these, we have traces, more or less obscure, of some fifty libraries numbering from one hundred to three thousand volumes each. In 1800, the paucity of the collections and the poverty of their literary stores marked the infancy of a country whose rapid progress in wealth and intelligence has been such as now to exhibit a roll of more than 3,700 libraries, numbering upwards of 12,000,000 volumes.

It is noteworthy that the Library of Congress was the first one created by statute for the use of a legislative body in this country. While small collections of books, chiefly law and documentary, existed at the State capitals for legislative use and reference, there is no record of the creation of any State library by law, until that of Pennsylvania was formally established in 1816. The New York State Library was founded in 1818, that of Massachusetts in 1826, and the other States of the Union have followed, until none is now without a library.

The early American Congresses, before the adoption of the Constitution, were dependent for works of reference upon private collections mainly, though we find the Continental Congress tendering a vote of thanks to the Library Company of Philadelphia for the gratuitous use of books. A more permanent provision for the express use of Congress became necessary upon the removal of the government to Washington, a nascent city in the wilderness, then containing less than five hundred souls. The Act of April 24th, 1800, "making provision for the removal of the Government of the United States," which appropriated the first sum of five thousand dollars for books for the use of Congress, was followed by the more systematic statute of January 26th, 1802, entitled "An Act concerning the Library for the use of both Houses of Congress." This Act, out of which was to grow that vast institution which will hand down to future generations the literature not only of a nation, but of the world, did not pass Congress without vigorous discussion. There were then in the Union sixteen States, with a Senate composed of thirty-two members, and with one hundred and forty-one Representatives in the House. The provisions of the bill concerning the library for the use of both Houses of Congress were debated December 21st, 1801, when Mr. Bayard, of Delaware, proposed the annual appropriation of one thousand dollars for ten years for the purchase of books. Other members objected to any continuous appropriation. Mr. John Randolph advocated the closest economy in expending the public money. Mr. Bayard said, in urging the formation of

a library, "It has been claimed that we were the most enlightened people on earth; if that be not altogether true, let it be as much so as possible." Mr. John Bacon, of Massachusetts, startled the House by declaring himself in favor of ten thousand dollars annually. He thought it a moderate sum and a necessary appropriation. The Act as ultimately passed appropriated one thousand dollars, in addition to an unexpended balance of twenty-eight hundred dollars, for books; created a joint committee, consisting of three Senators and three Representatives, to have charge of the expenditures; restricted the use of books outside of the library; and provided for a librarian, to be appointed by the President of the United States. The clerks of the House of Representatives were successively appointed to take charge of the library until 1815, when President Madison appointed Mr. George Watterston librarian. In that day of small things the growth of the Library of Congress was slow; and in 1814, when the Capitol was burned by the British army under General Ross, three thousand volumes only had accumulated, and all these were destroyed in the conflagration of the Capitol. And now came the opportunity which was embraced by Thomas Jefferson, who was then living in retirement at Monticello, six years after leaving the Presidential chair. Congress had been convened in special session on the 19th of September, 1814. The destruction of the Capitol having occurred on the 24th of August, Jefferson wrote, under date of Monticello, September 21st, 1814, to his friend Samuel Harrison Smith, founder of the *National Intelligencer*, in the followings terms:

DEAR SIR: I learn from the newspapers that the vandalism of our enemy has triumphed at Washington, over science as well as the arts, by the destruction of the public library, with the noble edifice in which it was deposited. Of this transaction, as of that of Copenhagen, the world will entertain but one sentiment.

I presume it will be among the early objects of Congress to recommence their collection. This will be difficult while the war continues and intercourse with Europe is attended with so much risk. You know my collection, its condition and extent. I have been fifty years making it, and have spared no pains, opportunity, or expense to make it what it now is. While residing in Paris, I devoted every afternoon I was disengaged for a summer or two in examining all the principal bookstores, turning over every book with my own hands, and putting by everything which related to America, and indeed whatever was rare and valuable in every science; besides this, I had standing orders, during the whole time I was in Europe, in its principal book-marts, particularly Amsterdam, Frankfort, Madrid, and London, for such works relating to America as could not be found in Paris. So that in that department particularly such a collection was made as probably can never again be effected, because it is hardly probable the same opportunities, the same time, industry, perseverance, and expense, with some knowledge of the bibliography of the subject, would again happen to be in concurrence. During the same period, and after my return to America, I was led to procure also whatever related to the duties of those in the highest concerns of the nation; so that the collection, which I suppose is of between nine and ten thousand volumes, while it includes what is chiefly valuable in science and literature generally, extends more particularly to whatever belongs to the American statesman: in the diplomatic and parliamentary branches it is particularly full. It is long since I have been sensible it ought not to continue private property, and had provided that, at my death, Congress should have the refusal of it, at their own price; but the loss they have now incurred makes the present the proper moment for their accommodation, without regard to the small remnant of time and the barren use of my enjoying it. I ask of your friendship, therefore, to make for me the tender of it to the Library Committee of Congress, not knowing myself of whom the committee consists. I inclose you a catalogue which will enable them to judge of its contents. Nearly the whole are well bound—abundance of them elegantly, and of the choicest editions. They may be valued by the persons named by themselves, and the payment made convenient to the public; it may be, for instance, in such annual instalments as the law of Congress has left at their disposal, or in stock of any of their late loans or any loan they may institute at this session, so as to spare the present calls of our country, and await

its days of peace and prosperity: They may enter, nevertheless, into immediate use of it, as eighteen or twenty wagons would place it in Washington in a single trip of a fortnight. . . . I do not know that it contains any branch of science which Congress would wish to exclude from their collection. There is, in fact, no subject to which a member of Congress may not have occasion to refer. But such a wish would not correspond with my views of preventing its dismemberment. My design is either to place it in their hands entire, or preserve it so here.

Accept the assurance of my great esteem and respect.

THOMAS JEFFERSON.

The Senate readily passed a bill for the purchase of Jefferson's library, October 10th, 1814. A week later the bill was discussed in the House of Representatives, and considerable opposition was manifested. Some of the objections were highly curious, one being the extent of the library; another, the cost of the purchase; a third, that there were too many works in foreign languages; a fourth, that some of them were of too philosophical a character.

On the other hand, those who advocated the purchase of the collection contended that so valuable a library, one so admirably calculated for the substratum of a great national library, was not to be obtained in the United States; and that although there might be some works to which gentlemen might take exception, there were others of very opposite character; that this, besides, was no reason against the purchase, because in every library of value might be found some books to which exceptions would be taken, according to the feelings or prejudices of those who examined them.

Mr. King, of Massachusetts, moved an amendment "authorizing the Library Committee, as soon as said library shall be received at Washington, to select therefrom all books of an atheistical, irreligious, and immoral tendency, if any such there be, and send the same back to Mr. Jefferson without any expense to him." This motion Mr. King thought proper afterward to withdraw.

Says the record:

Those who opposed the bill did so on account of the scarcity of money, and the necessity of appropriating it to purposes more indispensable than the purchase of a library; the probable insecurity of such a library placed here; the high price to be given for this collection; its miscellaneous and almost exclusively literary (instead of legal and historical) character, etc. To those arguments, enforced with zeal and vehemence, the friends of the bill replied with fact, wit, and argument, to show that the purchase, to be made on terms of long credit, could not affect the present resources of the United States; that the price was moderate, the library more valuable from the scarcity of many of its books, and altogether a most admirable substratum for a national library.

The debate is very imperfectly reported in the Annals of Congress, which naïvely records the following: "The debate before its conclusion became rather too animated, and being checked by the Speaker, the question was permitted to be taken." Finally, the bill for the purchase of the library passed the House of Representatives by the close vote of 81 yeas to 71 nays. The sum of \$23,950 was appropriated for the collection, which contained not quite 7000 volumes.

The catalogue of the collection thus purchased, a thin quarto volume of 208 pages, prepared by Mr. Jefferson himself, bears the comprehensive title, "Catalogue of the Library of the United States." The books he classified into divisions, on the basis of Lord Bacon's classification of knowledge—a system which, applied to any collection of books, is productive of singular results. Thus, in the chapter of "Moral Philosophy" were classified Clarkson's "History of the Abolition of the Slave Trade," Thomas's "Essai sur le Caractère

des Femmes," a work on the Evidences of Mohammedanism, Kames's "Art of Thinking," Montaigne's Essays, Vattel's "Droit des Gens," and Ochino on Polygamy. The Baconian classification is but poorly suited to a bibliographical system, however well adapted it may be to mark the divisions of knowledge. This classification, however, with all its defects, was perpetuated in the successive catalogues of the Library of Congress, and in the arrangement of books upon the shelves, until 1861, when it was abandoned for a strictly subjective system of classification. The catalogue system of the library is alphabetical, the original or official catalogue being upon written cards, arranged in a series of cases, and the accessions from all sources kept up to date by daily intercalation of new titles.

It may be noted, as illustrating Mr. Jefferson's methodical care of his books, that every volume in the collection of seven thousand has his private mark, consisting of his initials, incorporated with the signatures of the book. Thus, he would turn to signature I (anciently the same as J), and write the initial T before it, always in ink. Then turning the leaves to signature T, he placed the letter J after it. He could thus identify his literary property on whatever shelves any stray volume of his collection might be found, and he spared the title-pages the indignity of being defaced by the written name of the owner. In rare instances, the books have notes elucidating the text or correcting errors, and some of the anonymous books and pamphlets bear the name of the author in Mr. Jefferson's clear, neat, and small chirography.

As early as 1802, the special supervision of the Library of Congress, with the expenditure of moneys appropriated for book purchase, was placed in charge of a joint committee of both Houses of Congress on the Library. This committee has always consisted of three Senators and three Representatives, appointed at the commencement of each successive Congress. Many men of distinction in our political history have been members of the Library Committee, and among these may be named John Randolph, Samuel L. Mitchill, W. C. Preston, John Quincy Adams, Joseph R. Chandler, Lewis Cass, J. M. Berrien, Gulian C. Verplanck, Levi Woodbury, Caleb Cushing, John M. Clayton, John G. Palfrey, Thomas H. Benton, Horace Mann, James A. Bayard, George P. Marsh, Henry C. Murphy, W. P. Fessenden, Wm. C. Rives, Reverdy Johnson, Charles Francis Adams, E. B. Washburne, Edward McPherson, E. D. Morgan, John Sherman, L. M. Morrill, T. O. Howe, S. S. Cox, Geo. F. Edmunds, Rutherford B. Hayes, and W. A. Wheeler.

The Jefferson library was an admirable selection of the best ancient and modern literature up to the beginning of the present century. By no other method than its purchase *en bloc* could Congress have acquired so valuable and comprehensive a library of reference, and it was offered and accepted in an emergency which it was well suited to meet and to relieve. The Jefferson library was lodged in the post-office building at Washington for three years, until the north wing of the Capitol was rebuilt for the use of Congress, when it was removed thither, remaining until 1824 in the upper story, in rooms now occupied by the Senate library. When the central building approached completion, the library was removed to the long hall occupying the whole western front of the Capitol, where it has ever since remained, with the exception of the law-books, which fill the entire room on the lower floor of the Capitol, formerly occupied by the Supreme Court. The sum appropriated for the increase of the Library of Congress was \$1,000 a year from 1805 to 1815. This was

increased to \$2,000 per annum after the acquisition of the Jefferson collection, continuing until 1824, when the annual appropriation for books was made \$5,000. To this was added in 1832 \$1,000 specially appropriated for law-books, and continued for many years, being increased in 1850 to \$2,000 a year, which has continued annually up to the present time. In 1864, the sum of \$7,000, previously devoted by Congress to the annual enlargement of the library, was increased to \$10,000; in 1875, to \$13,500; and in 1877, reduced to \$9,500. The collection had grown by steady but moderate accretion until it numbered 55,000 volumes in 1851. On the 24th of December of that year, a fire broke out in the library room through a defective flue which speedily consumed the greater portion of the books, or left them in a charred and ruined condition. There were saved only 20,000 volumes, including, fortunately, the whole division of jurisprudence and political science, as well as American history and biography. The Congress which sustained this sudden loss appropriated with praiseworthy liberality \$85,000 in one year for the purchase of books, and \$72,500 for the restoration of the library room. The latter was rebuilt in fire-proof material, the walls, ceiling, and shelving being wholly of cast-iron—the first instance, it is said, of the employment of that material exclusively for the interior of any public edifice in America. The pilasters, panels, and architraves are ornamented throughout with consoles, shields, grape clusters, and other chaste designs, the whole library being painted a delicate buff tint, heightened occasionally with gold leaf. The general effect is pleasing, though in parts somewhat too ornate; and it is to be regretted that in an ambitious attempt to display a splendid ceiling, supported with enormous consoles of floriated iron, an opportunity for a whole gallery of alcoves for books was thrown away. So perfectly has the original tint of the walls and alcoves been preserved that no repainting has been necessary for more than a quarter of a century—an instance of economy rare in any public building.

In 1865 and 1866, the library had so encroached upon the narrow space it occupied as to render an enlargement imperatively necessary; and two wings were constructed, each capable of containing 75,000 volumes, by absorbing rooms in the Capitol which had been devoted to clerks' offices, committee-rooms, and storage. Yet these spacious wings were no sooner completed than they were almost entirely filled by two great acquisitions of books brought to the Capitol in a single twelvemonth, through the legislation of Congress.

In the development of most public institutions are to be traced events which mark certain distinctive epochs in their history. In the growth of the Library of Congress, there may be said to be five clearly marked epochs, each defining a long step forward in its progress. The first of these was the accession of the Jefferson library in 1815. The second was the appropriation by Congress of \$85,000 to enlarge the collection immediately after the conflagration of 1851. The next epoch was marked by the accession of the great scientific library of the Smithsonian Institution in 1866, simultaneously with the completion of the new fire-proof wings added to the library. Following this in the next year, 1867, was the purchase, for the sum of \$100,000, of the historical library collected by Peter Force, a citizen of Washington. The fifth notable epoch was the institution of the present copyright system, through which the Library of the Government is made the sole depository of the records of copyright, and the sole recipient of all publications registered and protected by law. The features connected with the Jefferson library and the enlarge-

ment in 1852 have been already outlined. The removal to the Capitol in 1866 of the Smithsonian library and its incorporation with the Library of Congress was so marked a step in the growth of the latter, and so closely related to the policy which has been steadily growing in the management of the former institution, as to merit more than a passing notice.

By the will of James Smithson, an English subject, whose scientific bent of mind had led him to take great interest in the progress of knowledge through original research, the sum of half a million dollars (afterwards increased to \$651,000) was bequeathed to the United States of America, for the purpose of founding at the city of Washington "an establishment for the increase and diffusion of knowledge among men." The testator, it appears, had designed to leave his fortune to the Royal Society of London, but certain writings of his, contributions to scientific research, having been rejected for publication by that institution, he changed his purpose into a bequest for establishing the Smithsonian Institution on this side of the Atlantic. This was in 1826, and ten years later, the legacy having been secured and transferred after protracted legal proceedings, Congress was beset with many conflicting schemes, each embodying diverse methods, for carrying into effect the objects of the will. One party, headed by John Quincy Adams, advocated a great astronomical observatory as the institution most expedient to be organized; another party, including the presidents of some colleges, urged the founding of a national university for higher education; a third party was strongly in favor of building up a national museum of objects of natural history, art, and antiquities; a fourth interest was for a great public institution for the widest possible diffusion of knowledge through the printing press; a fifth insisted upon a well-organized lecture bureau, with salaries large enough to command the highest talent; and a sixth demanded, in the name of the largest possible diffusion of knowledge, that a great monumental library should be gathered by the Smithson fund at the seat of government. Other advocates were found who urged the combination of two or more of these various objects as the only aim wide enough to be worthy of the occasion. Congress grappled with the question during successive years from 1839 to 1846. Rufus Choate carried through the Senate the library scheme, which, however, did not pass the House. That body rejected successively a plan for a normal school and one proposing a system of lectures and professors at Washington. A substitute for all the schemes finally passed both Houses, and became a law August 10th, 1846, providing for the erection of a building to contain a museum of natural history, a library, a gallery of art, and lecture-rooms. The Senate had passed a provision limiting the amount to be expended for the purchase of books to \$20,000 annually. This limitation was extended by the House to "a sum not exceeding an average of \$25,000 annually, for the gradual formation of a library composed of valuable works pertaining to all departments of human knowledge." Such was the language of the act of Congress founding the Smithsonian Institution.

Very shortly after the organization of the institution, its regents were confronted with the difficulty of developing so many diverse agencies for the diffusion of knowledge with the limited fund at their command. The building cost over \$300,000, and a heavy and injudicious investment in Arkansas bonds of a portion of the fund greatly diminished the interest. The late Professor Joseph Henry, appointed secretary and manager of the infant institution, was from the first opposed to the devotion of any considerable share of the income to

the formation of a library, or of a national museum, at the expense of the fund. All his influence was exerted to direct the expenditure of the institution into what he termed active operations; *i.e.*, the publication and distribution of such original contributions to science as might be approved by a board of experts as best worthy of publication. Professor Henry's views prevailed to the extent of curtailing the amount expended for books to the insignificant sum of about \$13,000 during the whole period of the first five years, instead of \$25,000 per annum. The friends of a great library, represented especially by Charles C. Jewett, who had been made assistant secretary and librarian, were active in denouncing through the public press and otherwise what they deemed a diversion of the funds from their proper objects, and a violation of the act of Congress providing for a library. In this conflict the Board of Regents compromised upon a division of the annual expenditure, apportioning the income equally between the library and the museum on one part and active operations on the other. The promise of an equal division of funds, however, was not kept. The controversy grew warmer. The majority of the regents sustained Professor Henry, and the compromise devoting half the fund to a library and museum was rescinded. The librarian was removed from his position. Senator Choate resigned his office as a regent, and an investigation into the whole matter was ordered by the House of Representatives. Mr. C. W. Upham, chairman of the Committee of Investigation, made a report recommending the restoration of the original quota of the Smithsonian fund specified in the compromise to be devoted to books and museum, and making a great library one of its cardinal objects.

The minority of the Committee of Investigation sustained the Board of Regents and approved the removal of Mr. Jewett, and the subordination of the library to those original publications which have formed the distinctive contributions of the Smithsonian Institution to science. No action whatever was taken by Congress to further define or control the administration of the act forming the charter of the institution. The net result of the protracted controversy was to leave the regents to put their own interpretation upon the law, and every step since taken in the management of the Smithsonian bequest has been in the direction of curtailing every expenditure for other objects than the procuring, publishing, and distributing of what were deemed valuable original contributions to human knowledge.

In strict accordance with this theory, the library gathered by the purchases and exchanges of twenty years was transferred to the Capitol in 1866, and became a part of the library of the Government. This large addition formed a most valuable complement to the collection already gathered at the Capitol. It embraced the largest assemblage of transactions and other publications of learned societies in all parts of the globe, and in nearly all the modern languages, which is to be found in the country. By the terms of the act making this transfer, it was stipulated that Congress should become the custodian of the library during such time as the Regents of the Smithsonian Institution should continue the deposit, the expense of binding and cataloguing all books being defrayed by Congress in return for this valuable and annually increasing addition to the stores of the national library. The Smithsonian deposit, kept up as it is from year to year by additions of new contributions in every department of scientific literature, supplies in connection with the extensive Library of Congress a larger collection of scientific books for use and reference than is to be found in any one body elsewhere in the United States. The

waste of means incident to the duplication of two extensive libraries at the seat of government is thus obviated, while the convenience and interests of scholars pursuing their researches are in the highest degree promoted by the consolidation.

The next great acquisition which came to enrich the library of Congress was the purchase of the private historical library of Peter Force, Esq., effected in 1867, about one year before the owner's decease. This extensive collection represented the assiduous labors, during forty-five years, of a specialist who devoted himself with great ability, enthusiasm, and success to the subject of American history. The collection embraced about 60,000 articles or titles in books, pamphlets, and manuscripts, while it was exceedingly rich in original and engraved American maps and military papers and journals of the Revolutionary period, besides the vast collection of manuscript, copied under the direction of Mr. Force, as materials for the *Documentary History of the United States*. This work, undertaken by Mr. Force in 1830 and discontinued in 1846, was projected on an ample scale, and designed to cover nothing less than all the public State papers, with liberal selections from private papers, narratives, and journals, as well as from newspapers, bearing upon the discovery, settlement, and history of the United States from 1492 to the adoption of the Constitution in 1789. Nine folio volumes of the work, covering only a part of the Revolutionary period [1775-76], were published. The appropriation of \$100,000 for the purchase of these manuscript materials and of the Force library, deemed reasonable and moderate by some of the best judges of values in this country, was made without a word of objection in either House of Congress, and this invaluable assemblage of the sources of American history was thus saved from dispersion by the timely action of our national legislature.

But it is to the function of the Government Library at Washington as the conservator of American literature that attention will chiefly be directed in generations to come. By the enactment of the copyright law of 1870, through which this library was made not only the custodian of the copyright records of the past and future, but also the repository of every publication in which exclusive property is claimed under the law of copyright, it has become, for the first time, possible to build up a library which shall include the whole product of the American press, so far as protected by copyright. As this includes not only nearly every original work, but a very large share of the best periodical literature of the country, the slightest reflection will show the reader how comprehensive and valuable must be the fruits accruing from the silent and steady operations of this provision through a series of years. Let it be considered what the country would have gained had the present provisions as to copyright deposit been in force ever since the enactment of the first law of copyright in 1790. The national library would now contain an approximately complete collection, including first editions and their successive improvements, of what the country has produced in every department of science and literature. No one who is familiar with the accidents and tendencies which cause so many books to disappear, no one who has sought through many libraries in vain for the sight of some rare and almost unknown volume, can fail to appreciate the benefit not only to authors, but to publishers and to American letters, of one full repository of the products of the press. At first sight, indeed, it may appear that the accumulation of minor literature and the less useful class of publications is objectionable, as filling the library with too

much rubbish; and there will be found those who would have a committee of censors constituted to weed out the national library, rejecting the trash and preserving only the valuable. But more careful consideration of the question must give force to the suggestion that it is eminently desirable, if not indispensable, to have in every country one comprehensive library which shall preserve with sedulous care all the books which the country produces. It is no great paradox to assert that if there is no other value in a worthless book, it should at least be preserved somewhere as a model to be avoided; and in the republic of letters no censor can possibly exist whose judgments as to what should be saved and what abandoned to destruction would stand for a moment. Let all other libraries be exclusive, but let the library of the nation be inclusive, and contain all the literature of the nation, to be handed down to the men of the future. It is no new doctrine that posterity may possibly be more interested in the "trash" which falls with such profusion from the press than those contemporary with it. The national libraries of Europe have been for years buying up, at something like their weight in gold, the chap-books, pamphlets, broadsides, etc., of their respective countries, printed in centuries that are gone. It is the unconsidered trifles that teem from the press which help to illustrate the character and spirit of their epoch. It is to these that the most philosophical of modern historians have been largely indebted for the new light which they have shed upon the annals of the past.

Besides the books and periodicals which the operation of the copyright law assembles at Washington, there is steadily growing a great collection of maps, charts, photographs, engravings, and chromos, which will in time furnish a most extensive and instructive gallery to illustrate the progress of the arts of design in this country. Scarcely inferior in interest are some of the graphic illustrations of party politics and hits at passing events. Who that has studied the British political caricatures of the last century, or even those of what may be termed the Jackson period in American politics, but will recognize the importance of preserving those curious contemporary illustrations of the spirit, the persons, and the temper of the age?

No national library can be too large, for it is stored up for the use and reference not of one generation only, but of all generations that are to come. It is unhappily true that in no one library in the country could an adequate history of American literature be written, because no library possesses facilities for a complete survey of the materials from which alone such a history can be compiled. To take away this reproach, so far as regards the literature of this generation, at least, and its preservation, the enactment of the existing copyright law was a wise and timely provision.

Readers who are eager for statistics may seek to know something of the pecuniary value of the collection of books which the people own at Washington. The expenditure upon the library of the government, if compared with its extent and value, has not been great. The sum total of the appropriations of Congress for books from 1800 to 1878 has not exceeded \$640,000, and this is inclusive of the cost of all the volumes destroyed in two conflagrations. The British Museum Library, which numbers 1,100,000 volumes, is supposed to have cost about three millions of dollars (£630,000); but as not only this collection, but all the great government libraries of Europe, are rich in rare and early-printed books, as well as in manuscripts, and many of them in costly engravings, there can be no just basis for a comparison between them and a collection so modern in its origin as well

as its principal contents as our own. The library of the British Museum, moreover, has enjoyed for more than a century the benefit of the copy tax, bringing in free of cost all the publications of the British and colonial press. The library at Washington, though founded in the beginning of the century, really dates from 1852, when only 20,000 volumes were saved from the flames. Quite unreasonable would it be to expect that an American national library should rival those of the Old World in those collections of *incunabula* and precious manuscripts which centuries of opportunity have enabled them to assemble. There are now twelve libraries in Europe outnumbering the Library of Congress in the books upon their shelves; yet the growth of our national library has been so rapid as to have twice doubled the numerical extent of the collection in fifteen years. In 1863, the Library of Congress contained 72,000 volumes; in 1867, 165,000; and in 1878, the collection had risen to 340,000 volumes, besides pamphlets. The Boston Public Library alone among American collections approximates it in size, and even a little exceeds it if we count the books contained in its seven branches in the suburbs of Boston, which, however, are duplicates of the parent collection. But the numerical standard is far from furnishing an adequate test of the true value of any collection of books, save in the presumption it furnishes that the largest collections will contain the best works printed in every field. It may be said of the Library of Congress that in the main its stores have been selected with a view to the highest utility, and with some general unity of plan. It has not, like the British Museum Library, the Boston Public Library, and some other large institutions, been the recipient of extensive donations or bequests, which, while greatly enriching the collections, tend also to the multiplication of duplicates. It were to be wished that all authors of books, and especially of pamphlets, should bear in mind that this great collection at Washington is the representative library of the country, and by placing in it copies of their productions, whether protected by copyright or not, secure to their thought a place where it will be sure of transmission to that posterity which may care to examine it. All pamphlets coming to this library are treated with the same honor as books, acknowledged, catalogued, separately bound (instead of having their identity merged with others in incongruous volumes), and classified in their proper relation upon the shelves.

Congress has now before it, with a strong probability of reaching a final decision at the next session, plans for providing a new building for this fast increasing collection of books, manuscripts, and works of graphic art. The idea so long hopefully clung to, that the Library of the United States could be permanently housed in the Capitol, has been reluctantly abandoned by most persons. When we consider the fact that the growth of literature is, from the nature of the case, illimitable; that the library, which now numbers 340,000 books, besides 120,000 pamphlets, will, by steady accretion, and without any extraordinary accessions, number half a million within ten years, one million within forty years, and two million long before the close of a century, it becomes apparent that any architectural addition to the Capitol for its accommodation must end in abandoning it, at last, for a separate edifice, after burdening the country with the cost of two library constructions. It would be easy to leave within the Capitol an admirably selected parliamentary library, to include jurisprudence, works of reference, and historical and miscellaneous books, to the number of 50,000 volumes or upward, so that Congress should have

under its own roof every book likely to be called for in its daily labors. The residue of the collection, with the extensive copyright department, should be accommodated elsewhere in a fire-proof building of ample size, planned with careful regard to use, convenience, permanency, and safety. As an office of public record, and the permanent repository of all the evidences of literary property, and the deposits of publications connected therewith, this building should be conveniently and centrally located.

These considerations are wholly independent of any obligation on the part of Congress to render this priceless repository of knowledge in the widest degree useful to the country. As the only library which contains even an approximate collection of the entire product of the American mind as found in books, gathered, too, in great part without cost to the government, it may well be considered whether it is not due to the people that its stores should be made as accessible as is consistent with its safety and preservation. Congress has taken in charge, also, the rich scientific library of the Smithsonian Institution, with the contingent responsibility of making its stores contribute to the diffusion of knowledge among men. There are in the employ of the government at Washington several thousand officers and clerks, none of whom can draw books from the government library, or have access to it during hours not devoted to their daily duties. It would be neither safe nor expedient to make of this national collection a circulating library; but it might prove of incalculable benefit to the public intelligence, and even tend to the improvement of the government service, were these rich stores of information thrown freely open during the evening hours for the use and reference of all. Such an extension of the benefits of the library could not be made available within the Capitol. Yet that we should continue to see this great library, as a means of education and enlightenment, so confined and limited in its uses, cannot fail to be viewed with regret by every liberal mind. It is true that there is almost no work within the vast range of literature and science which may not at some time prove useful to the legislature of a great nation in their manifold and responsible duties; and therefore it is not strictly true that this library has grown altogether beyond the wants of Congress. But it is true that, in a republic which rests upon the popular intelligence, and one of whose cardinal glories is its literature, a great national collection of books, while formed primarily for the uses of the legislative and judicial branches of the government, ought to be utilized by a far wider circle of readers.

To believe that Congress, which has so liberally provided marble palaces for the current business of post-offices and custom-houses in so many cities of the country, will neglect to provide with proper foresight for this great repository of a nation's learning and art, would be to charge upon it a degree of illiberality not justified by the history of that body.

AGE OF NOTABLE PERSONS.

NAME.	BORN.	DIED.	NAME.	BORN.	DIED.
Abbott, Jacob.....	1803	1879	Aristides.....	B. C. 468?
Abbott, John S. C..	1805	1877	Aristophanes.	B. C. 444 ?	B. C. 380?
Abd-el-Kader.....	1807	1873	Aristotle.....	B. C. 384	B. C. 322
Abe ard, Pierre	1079	1142	Arminius, J.....	1560	1609
About, Edmond....	1828	Armstrong, John...	1755	1843
Adams, Charles F...	1807	Arnold, Benedict...	1740	1801
Adams, John....	1735	1826	Arnold, Thomas...	1795	1842
Adams, J Quincy..	1767	1848	Arrianus.....	90 ?	170?
Adams, Samuel....	1722	1803	Asbury, Francis....	1745	1816
Adams, William T..	1822	Astor, John Jacob..	1763	1848
Addison, Joseph...	1672	1719	Athanasius, Saint..	296 ?	373
Æschines.....	B. C. 387	B. C. 314	Athenæus	200?
Æschylus	B. C. 525	B. C. 456	Attila.....	453
Æsop	?	B. C. 570?	Auber, Daniel F. E.	1782	1871
Agassiz, Louis.....	1807	1873	Audubon John J..	1780	1851
A uesseau, H. F. d'	1668	1751	Auerbach, Berthold	1812
Aguilar, Grace.....	1816	1847	Augustine, Saint....	354	430
Ainsworth, Wm. H.	1805	...	Augustus Cæsar ...	B. C. 63	14
Airy, George B.....	1801	Aurelian, Emperor.	213	275
Akensidè. Mark....	1721	1770	Austen, Jane.....	1775	1817
Albert, Prince.....	1819	1861	Bach, J. Sebastian..	1685	1750
Albert Edward.....	1841	Bache, Alex. Dallas.	1806	1867
Albertus <i>Magnus</i> ...	1193 ?	1280	Bacon, Francis.....	1561	1626
Alcibiades.....	B. C. 450 ?	B. C. 404	Bacon, Roger	1214	1292?
Alcott, A. Bronson.	1799	Badger, George E..	1795	1866
Alcott, Wm. A.....	1798	1859	Baillie, Joanna	1762	1851
Aldrich, T. Bailey..	1836	Bainbridge, Wm...	1774	1833
Almbert Jean L. d'	1717	1783	Baker, Edward D...	1811	1861
Alexander <i>the Great</i>	B. C. 356	B. C. 323	Balboa, Vas. Nunez de	1475	1517
Alexander I. of Russia	1777	1825	Baldwin, Abraham.	1754	1807
Alexander II. " "	1818	Balfe, Michael Wm.	1808	1870
Alfieri Vittorio. ...	1749	1803	Balzac, Honoré de..	1799	1850
Alfred <i>the Great</i> ...	849	901?	Bancroft, George...	1800
Alison, Sir Archibald	1792	1867	Banks, Nathaniel P.	1816
Allen, Ethan.....	1737	1789	Banks, Sir Joseph..	1743	1820
Allston, Washington	1779	1843	Barbour, James....	1775	1842
Alva, Ferd., Duke of	1508	1582	Barbour, Philip P..	1783	1841
Ames, Fisher.....	1758	1808	Barlow, Francis C..	1834
Anacreon....	B. C. 563 ?	B. C. 478 ?	Barlow, Joel	1755	1812
Anaxagoras.....	B. C. 500 ?	B. C. 428	Barnes, Albert.....	1798	1870
Andersen, Hans C..	1805	1875	Barney, Joshua	1759	1818
Anderson, Robert..	1805	1871	Barré, Isaac.....	1726	1802
André, John, Major.	1751	1780	Barron, James.....	1768	1851
Andrew, John A...	1818	1867	Barrow, Isaac.....	1630	1677
Anne (Queen of Eng'd)	1664	1714	Partolozzi, F.....	1725 ?	1812?
Anthouy, St., <i>the Great</i>	250	356	Bates, Edward	1793	1869
Antonelli, Giacomo.	1806	1877	Baxter, Richard....	1615	1691
Antoninus, Marcus Au.	121	180	Bayard, Chevalier de	1475 ?	1524
Antoninus Pius, Titus	86	161	Bayle, Pierre.....	1647	1706
Aquinas, St. Thomas	1224 ?	1274	Beaumont, Francis.	1586	1616
Arago, Dominique F.	1786	1853	Beauregard, P. G. T.	1818
Archimedes.....	B. C. 287 ?	B. C. 212	Beanmarchais, P. de	1732	1799
Ariosto, Lodovico..	1474	1533	Becket, St. Thos. à.	1119	1170

NAME.	BORN.	DIED.	NAME.	BORN.	DIED.
Bede, <i>the Venerable.</i>	672?	735	Brougham, H., Lord	1779	1868
Beecher, Henry W.	1813	Brown, Aaron V...	1795	1859
Beecher, Lyman....	1775	1863	Brown, Benj. Gratz.	1826
Beethoven, Ludwig.	1770	1827	Brown, H. K.....	1814
Belisarius.....	505?	565	Brown, John.....	1800	1859
Bell, John.....	1797	1869	Browne, Charles F.	1834	1867
Bellini, Vincenzo..	1802	1835	Browne, Sir Thomas	1605	1682
Benjamin, Judah P.	1812	Browning, Eliz. B..	1809	1861
Bennett, J. Gordon.	1795	1872	Browning, Orville H.	1810
Bentham, Jeremy..	1748	1832	Browning, Robert..	1812
Benton, Thomas H.	1782	1853	Brownlow, Wm. G.	1805	1877
Béranger, P. J. de.	1780	1857	Brownson, Orestes A.	1803	1876
Berkeley, George..	1684	1753	Bruce, Robert.....	1274	1329
Berkley, Sir Wm...	1610?	1677	Brutus, Marcus Jun. B.C.	85	B.C. 42
Berrien, John M...	1781	1856	Bryant, Wm. Cullen	1794	1878
Bibb, George M....	1772	1859	Buchanan, James...	1791	1868
Binney, Horace	1780	1875	Buckle, Henry Thos.	1822	1862
Birney, James G...	1792	1857	Buffon, Geo. L. L...	1707	1788
Bismarck, Prince von	1815	Bulwer Lytton, Lord	1805	1873
Black, Jeremiah S.	1810	Bunsen, C. K. J., Baron	1791	1860
Blackstone, Sir W..	1723	1780	Bunyan, John.....	1628	1688
Blaine, James G...	1830	...	Burges, Tristram....	1770	1853
Blair, Francis P....	1791	1877	Burke, Edmund....	1728?	1797
Blair, Jr., Fran. P..	1821	1875	Burlingame, Anson.	1822	1870
Blair, Montgomery.	1813	Burns, Robert	1759	1796
Boileau, Nicholas..	1636	1711	Burnside, Amb. E..	1824
Boccaccio, Giovanni	1313	1375	Burr, Aaron.....	1756	1836
Bolingbroke, H. St. J.	1678	1751	Burton, Richard F.	1821
Bolivar, Simon.....	1783	1830	Burton, Robert....	1576	1640
Bonaparte, Jerome.	1784	1860	Butler, Benj. F., of N. Y.	1795	1858
Bonaparte, Joseph.	1768	1844	Butler, Benj. F., of Mass.	1818
Bonaparte, Louis...	1778	1846	Butler, Joseph ...	1692	1752
Bonaparte, Lucien..	1775	1840	Butler, Samuel....	1612	1680
Bonaparte, Napoleon	1769	1821	Byron, G. N. G., Lord	1788	1824
Bonheur, Rosalie...	1822	Cabot, Sebastian...	1477?	1557?
Boone, Daniel.	1735	1820	Cæsar, Caius Julius	B.C. 100	B.C. 44
Booth, Junius B...	1796	1852	Calderon de la Barca	1600	1681
Booth, Edwin.....	1833	Calhoun, John C...	1783	1850
Borgia, Lucrezia...	?	1523	Caligula, Caius Cæsar	12	41
Boswell, James.....	1740	1795	Calvin, John.....	1509	1564
Bossuet, Jacques B.	1627	1704	Cameron, Simon...	1799
Boucicault, Dion...	1822	Camoens, Luis de..	1524?	1579?
Boudinot, Elias....	1740	1821	Campbell, Alex....	1788	1866
Boutwell, George S.	1818	Campbell, James A.	1811
Boyd, Linn.....	1800	1859	Campbell, Thomas.	1777	1844
Brackenridge, H. M.	1786	1871	Canning, George...	1770	1827
Bradley, Joseph P.	1813	Canova, Antonio...	1757	1822
Bragg, Braxton....	1817	1876	Carey, Henry C....	1793	1879
Breckinridge, J. C..	1821	1875	Carlyle, Thomas...	1795
Bremer, Fredrika...	1801	1865	Carroll, Charles....	1737	1832
Bright, John.....	1811	Cass, Lewis.....	1782	1866
Bristow, Benj. H...	1833	Catharine I.	1684?	1727
Broderick, David C.	1818	1859	Catharine II.....	1729	1796
Bronte, Charlotte ..	1816	1855	Cato, the Censor...	B.C. 234?	B.C. 149

NAME.	BORN.	DIED.	NAME.	BORN.	DIED.
Cato, <i>uticensis</i>	B.C. 95	B.C. 46	Colburn, Warren...	1793	1833
Catron, John.....	1778	1865	Cole, Thomas.....	1801	1848
Catullus, Valerius..	B.C. 87	B.C. 47?	Coleridge, Samuel T.	1772	1834
Cavour, Camillo....	1810	1861	Colfax, Schuyler....	1823
Caxton, William...	1412?	1491?	Collamer, Jacob....	1792	1865
Cellini, Benvenuto..	1500	1571?	Collins, William....	1720	1756
Cenci, Beatrice	?	1599	Collins, Wm. Wilkie	1825
Cervantes-Saavedra.	1547	1616	Columbus, Christopher	1436?	1506
Chalmers, Thomas.	1780	1847	Combe, George.....	1788	1858
Champlain, S. de...	1570	1635	Comte, Auguste....	1798	1857
Channing, Wm. E..	1780	1842	Condé, Prince de...	1621	1686
Chantrey, Sir F....	1781	1841	Condorcet, Marq. de	1743	1794
Charlemagne.....	742	814	Confucius.....	B.C. 551?	B.C. 478?
Charles I.....	1600	1649	Congreve, William.	1670	1729
Charles II.....	1630	1685	Constantine <i>the Great</i>	272?	337
Charles XII.....	1682	1718	Cook, James.....	1728	1779
Charles the Bold....	1433	1477	Cooley, Thomas M.	1824	...
Charlevoix, P.F.X.de	1682	1761	Cooper, Sir Astley..	1768	1841
Chase, Samuel.....	1741	1811	Cooper, J. Fenimore	1789	1851
Chase, Salmon P....	1808	1873	Cooper, Peter.....	1791
Chastellux, Marq. de	1734	1788	Copernicus, Nicolaus	1473	1543
Chateaubriand, F.A.	1769?	1848	Copley, John S.....	1737	1815
Chatham, Earl of...	1708	1778	Corday, Charlotte..	1768	1793
Chatterton, Thomas	1752	1770	Corneille, Pierre....	1606	1684
Chaucer, Geoffrey..	1328	1400	Cornwallis, Charles.	1738	1805
Chesterfield, Earl of	1694	1773	Correggio (A. Allegri)	1494	1534
Chevalier, Michel...	1806	Cortez, Hernando...	1485	1547?
Choate, Rufus.....	1799	1859	Corwin, Thomas....	1794	1865
Chopin, F.....	1810	1849	Cousin, Vietor.....	1792	1867
Christina, Queen...	1626	1669	Cowley, Abraham..	1618	1667
Chrysostom, St. John	347?	407	Cowper, William...	1731	1800
Church, Fred. E..	1826	Crabbe, George.....	1754	1832
Churchill, Charles..	1731	1764	Cranmer, Thomas..	1489	1556
Cibber, Colley.....	1671	1757	Crawford, Thomas..	1814	1857
Cicero, Marcus Tull.	B.C. 106	B.C. 43	Crawford, William H.	1772	1834
Cincinnatus, Luc.Q..	B.C. 519?	B.C. 439?	Crebillon, P. J. de..	1674	1762
Clarendon, Earl of..	1608	1674	Crichton, James....	1560	1583
Clarke, Adam.....	1760	1832	Crittenden, John J.	1786	1863
Clarkson, Thomas..	1760	1846	Cresus.	B.C. 590?	B.C. 546?
Claude Lorraine....	1600	1682	Croker, John Wilson	1780	1857
Clay, Cassius M....	1810	Cromwell, Oliver...	1599	1658
Clay, Henry.....	1777	1852	Cruikshank, George	1792	1878
Clayton, John M...	1796	1856	Curran, John Philpot	1750	1817
Clemens, Samuel L.	1835	Curtis, Benjamin R.	1809	1874
Cleopatra..	B.C. 69	B.C. 30	Curtis, Geo. Ticknor	1812
Clifford, Nathan....	1803	Curtis, George Wm.	1824
Clinton, De Witt. . .	1769	1828	Cushing, Calcb....	1800	1879
Clinton, George . . .	1739	1812	Cushman, Charlotte.	1816	1876
Clive, Robert, Lord	1725	1774	Custer, George A....	1839	1876
Cobb, Howell.....	1815	1868	Cuvier, G.C.L.D. Bar.	1769	1832
Cobbett, William...	1762	1835	Cyrus <i>the Great</i>	B.C. 529?
Cobden, Richard...	1804	1865	Daguerre, Louis J.M.	1789	1851
Coke, Sir Edward...	1552	1633	Dahlgren, John A..	1809	1870
Colbert, Jean Baptiste	1619	1683	Dallas, Alexander J.	1759	1817.

NAME.	BORN.	DIED.	NAME.	BORN.	DIED.
Dallas, George M...	1792	1864	Dunghison, Robley..	1798	1869
Dana, James D.....	1813	Durand, Asher B....	1796
Dana, Richard H...	1787	1879	Dürer, Albrecht....	1471	1528
Dana, Richard H., Jr.	1815	Dwight, Timothy...	1752	1817
Dante... ..	1265	1321	Early, Jubal A.....	1818
Danton, Geo. Jacques	1759	1794	Eastlake, Sir Chas. L.	1793	1865
Darius..... B.C. 550?	B.C. 485?		Eaton, John Heury.	1790	1856
Darwin, Charles R..	1809	Edgeworth, Maria..	1767	1849
Davenport, Edw. L.	1816	1877	Edwards, Jonathan.	1703	1758
Davies, Charles....	1798	1874	Eliot, Sir John.....	1590	1632
Davis, Charles H. . .	1807	1877	Elizabeth, Queen...	1533	1603
Davis, David.....	1815	Elliott, Ebenezer...	1781	1849
Davis, Henry Winter	1817	1865	Elliott, Jesse D.....	1782	1845
Davis, Jefferson ...	1808	Ellsworth, Oliver...	1745	1807
Davy, Sir Humphry	1778	1829	Emerson, Ralph Waldo	1803
Dayton, Jonathan..	1760	1824	Emmet, Robert....	1780	1803
Dayton, William L.	1807	1864	Epaminondas..... B.C. 418?	B.C. 362	
Deane, Silas.....	1737	1789	Epictetus.....	?	125?
Dearborn, Henry...	1751	1829	Epicurus..... B.C. 342?	B.C. 270	
Decatur, Stephen...	1779	1820	Erasmus, Desiderius	1465	1536
Defoe, Daniel.....	1661?	1731	Ericsson, John.....	1803
De Kalb, J., Baron	1732?	1780	Erskine, Thos., Lord	1750	1823
Delaroché, Paul....	1797	1856	Euclid, Geom..... B.C. 300?		
Democritus..... B.C. 460?	B.C. 357?		Eugene, Prince.....	1663	1736
Demosthenes..... B.C. 385?	B.C. 322?		Euler, Leonard....	1707	1783
DeQuincey, Thomas	1785	1859	Euripides..... B.C. 480?	B.C. 406	
Derby, Edward, Earl	1799	1869	Eusebius Pamphili..	265?	340?
Descartes, René....	1596	1650	Evarts, William M.	1818
Dickens, Charles....	1812	1870	Evelyn, John... ..	1620	1706
Dickinson, Daniel S.	1800	1866	Everett, Edward...	1794	1865
Dickinson, John....	1732	1808	Ewing, Thomas....	1789	1871
Diderot, Denis.....	1713	1784	Farragut, David G..	1801	1870
Diocletian.....	245	313	Faust, Johann...	1470?
Diogenes..... B.C. 412?	B.C. 323?		Fénelon, F. de S....	1651	1715
Dionysius the Elder, B.C. 430?	B.C. 367?		Ferdinand V. of Spain	1452	1516
Disraeli, Benjamin.	1805	Fessenden, W. Pitt.	1806	1869
Disraeli, Isaac.....	1766?	1848	Fenillet, Octave....	1812
Dix, John A.....	1798	1879	Fichte, J. Gottlieb..	1762	1814
Dixon, W. Hepworth	1821	Field, Cyrus W.....	1819
Doddridge, Philip..	1702	1751	Field, David Dudley	1805
Domitian, Titus F.A.	51?	96	Field, Stephen J....	1816
Donizetti, Gaetano..	1798	1848	Fielding, Henry....	1707	1754
Doré, Paul Gustave.	1833	Fillmore, Millard...	1800	1874
Douglas, Stephen A.	1813	1861	Fish, Hamilton.....	1808
Dow, Gerhard.....	1613	1680?	Fitch, John.....	1743	1798
Drake, Sir Francis..	1539?	1595	Fletcher, John.....	1576	1625
Draper, John Wm..	1811	...	Floyd, John B.....	1805
Drayton, Michael...	1563	1631	Ford, John.....	1586	1639?
Dryden, John.....	1631	1700	Forrest, Edwin....	1806	1872
Duane, William J..	1780	1865	Forster, John.....	1812	1876
Du Chaillu, Paul B..	1830	Forsyth, John.....	1780	1841
Dndevant (Geo. Sand)	1804	1876	Fourier, Charles. .	1772	1837
Duguesclin, Bertrand	1314?	1380	Fox, Charles James	1749	1806
Dumas, Alexandre..	1803	1870	Fox, George.....	1624	1691

NAME.	BORN.	DIED.	NAME.	BORN.	DIED.
Foxe, John.....	1517	1587	Grey, Lady Jane...	1537	1554
Francis de Sales, St.	1567	1622	Grier, Robert C....	1794	1870
Franklin, Benjamin.	1706	1790	Grimm, Jacob L. C.	1785	1863
Franklin, Sir John.	1786	1847	Griswold, Rufus W.	1815	1857
Frederick I....	1657	1713	Grote, George.....	1794	1871
Frederick I., <i>the Great</i>	1712	1786	Grotius	1583	1645
Fremont, John C...	1813	Grow, Galusha A...	1823
Freneau, Philip....	1752	1832	Grundy, Felix.....	1777	1840
Froissart, Jean.....	1337	1410?	Guicciardini, Fran.	1482	1510
Froude, Jas. Anthony	1818	Guido (Guido Reni).	1574 ?	1642
Fuller, Thomas....	1608	1661	Guizot, F. P. G....	1787	1874
Fulton, Robert.....	1765	1815	Gurney, Joseph J..	1788	1847
Galen, Claudius....	130	200	Gustavus Vasa.....	1496	1560
Galileo (Galilei)....	1564	1642	Gustavus Adolphus	1594	1632
Gallatin, Albert....	1761	1849	Gutenberg, Johann.	1400	1478?
Galt, John.....	1779	1839	Guthrie, James....	1792	1869
Gambetta, Leon....	1838	Haeckel, Ernst H...	1834
Garibaldi, Giuseppe	1807	Hafiz.....	?	1389?
Garrick, David.....	1716	1779	Hahnemann, Sam...	1755	1843
Garrison, W. Lloyd.	1804	1879	Hakluyt, Richard...	1553?	1616
Gaskell, Eliz. C....	1811	1865	Hale, John P.	1806	1873
Gates, Horatio.....	1728	1806	Hale, Sir Matthew..	1609	1676
Gautier, Théophile.	1811	1872	Halévy, Jacques....	1799	1862
Genghis Khan.....	1163	1227	Haliburton, T. C...	1797	1865
George I.....	1660	1727	Hall, Charles F....	1821	1871
George II....	1683	1760	Hall, Joseph, Bp...	1574	1656
George III.....	1738	1820	Hall, Robert.....	1764	1831
George IV... ..	1762	1830	Hallam, Henry.....	1777	1859
Gerry, Elbridge....	1744	1814	Halleck, Fitz-Greene	1790	1867
Ghiberti, Lorenzo..	1378	1455	Halleck, Henry W..	1815	1872
Gibbon, Edward...	1737	1794	Hamilton, Alex.....	1757	1804
Gibson, John.....	1790	1866	Hamilton, Sir Wm..	1788	1856
Giddings, Joshua R.	1795	1864	Hamlin, Hannibal..	1809	...
Giles, Wm. Branch.	1762	1830	Hampden, John....	1594	1643
Gillmore, Quincy A.	1825	Hancock, John.....	1737	1793
Giotto.....	1276	1336	Hancock, Winfield S.	1824
Girard, Stephen....	1750	1831	Handel, Geo. Fred..	1685	1759
Gladstone, Wm. E..	1809	Hannibal.....	B.C. 247	B.C. 1831
Godwin, William...	1756	1836	Haroun-al-Raschid..	765	809
Goethe, J. W. von..	1749	1832	Harrison, Benjamin	1740	1791
Goldsmith, Oliver..	1728	1774	Harrison, Wm. Henry	1773	1841
Goodrich, Sam. G..	1793	1860	Harte, F. Bret.....	1839
Goodyear, Charles..	1800	1860	Harvey, William....	1578	1657
Gottschalk, L. M...	1829	1869	Hastings, Warren ..	1733	1818
Gough, John B.....	1817	Hawthorne, Nath..	1804	1864
Gounod, Felix C...	1818	Haydn, Franz Joseph	1732	1809
Gower, John.....	1327?	1408?	Hayes, Rutherford B.	1822	..
Grant, Ulysses S....	1822	...	Hayne, Robert Y...	1791	1839
Grattan, Henry....	1746	1820	Hazlitt, William....	1778	1830
Gray, Asa	1810	Headley, Joel T....	1814	...
Gray, Thomas.....	1716	1771	Hegel, Georg W. F.	1770	1831
Greeley, Horace....	1811	1872	Heine, Heinrich....	1799	1856
Greene, Nathaniel..	1742	1786	Helmholtz, H. L. F.	1821
Greenough, Horatio	1805	1852	Heloise	1100	1164

NAME.	BORN.	DIED.	NAME.	BORN.	DIED.
Helps, Arthur.....	1817	1875	Hunt, Leigh.....	1784	1859
Helvetius, Claude A.	1715	1771	Hunter, Robt. M. T.	1809	...
Hemans, Felicia D.	1794	1835	Huntington, Daniel.	1816
Hendricks, Thos. A.	1819	Huss, Johann.....	1376?	1415
Henry I of England	1068	1135	Huxley, Thos. H...	1825
Henry II	1133	1189	Irving, Washington	1783	1859
Henry III.....	1207	1272	Isabella of Castile..	1451	1504
Henry IV.....	1366?	1413	Isocrates.....	B.C. 436?	B.C. 338
Henry V.....	1388	1422	Jackson, Andrew...	1767	1845
Henry VI.	1421	1471	Jackson, Thomas J.	1824	1863
Henry VII.....	1456	1509	James I.....	1566	1625
Henry VIII.....	1491	1547	James II.....	1633	1701
Henry IV. of France	1553	1610	James, George P. R.	1801	1860
Henry, Joseph.....	1797	1878	Jameson, Anna....	1797	1860
Henry, Patrick.....	1736	1799	Jay, John.....	1745	1829
Hentz, Caroline Lee	1800	1856	Jefferson, Thomas..	1743	1826
Heraclitus.....	B.C. 535?	Jeffrey, Francis ...	1773	1850
Herbert, Edward...	1581	1648	Jeffreys, George....	1640?	1689
Herbert, George....	1593	1633	Jerome, Saint.....	345?	420?
Herodotus	B.C. 484?	B.C. 408?	Jerome of Prague..	1378?	1416
Herrick, Robert....	1591	1674	Jerrold, Douglas...	1803	1857
Herschel, Sir J. F. M.	1792	1871	Joan of Arc.....	1412?	1431
Herschel, Sir Wm..	1738	1822	Johnson, Andrew...	1808	1875
Hesiod... ..	B.C. 840?	Johnson, Cave.....	1793	1866
Hildieth, Richard..	1807	1865	Johnson, Reverdy..	1796	1876
Hipparchus... ..	B.C. 150?	Johnson, Richard M.	1780	1850
Hippocrates.....	B.C. 460	B.C. 357	Johnson, Samuel...	1709	1784
Hitchcock, Edward	1793	1864	Johnston, Albert S.	1803	1862
Hobbes, Thomas....	1588	1679	Johnston, Joseph E.	1807
Hogarth, William..	1697	1764	Joinville, Prince de	1818
Holbach, Baron von	1723	1789	Jones, John Paul...	1747?	1792
Holbein, Hans	1494 ?	1543?	Jones, Sir William..	1746	1794
Holland, Josiah G..	1819	Jonson, Ben.....	1574	1637
Holmes, Oliver W..	1809	Joseph II.....	1741	1790
Holt, Joseph	1807	Josephine.....	1763?	1814
Homer.....	B.C. 850 ?	776?	Josephus, Flavius..	38?	100?
Hood, Thomas... ..	1798	1845	Juarez, Benito Pablo	1806	1872
Hooker, Joseph....	1814	1879	Julian, Emperor....	331	363
Hooker, Richard...	1553 ?	1600	Justin Martyr.....	105?	160?
Hopkinson, Francis	1737	1791	Justinian.....	483	565
Horatius, Q. Flaccus, B.C. 65	B.C. 8		Juvenalis, Decimus J.	40?	120?
Hortense, Queen...	1783	1837	Kames (H. Home, Lord)	1696	1782
Hosmer, Harriet....	1831	Kane, Elisha K.....	1820	1857
Houdon, Jean A....	1741	1828	Kant, Immanuel....	1724	1804
Houston, Samuel...	1793	1863	Kaulbach, W. von..	1805	1874
Howard, John.....	1726	1790	Kean, Charles.....	1811	1868
Howe, Julia Ward..	1819	...	Kean, Edmund.....	1787?	1833
Howe, Samuel G...	1801	1876	Kearny, Philip....	1815	1862
Hughes, Thomas...	1823	...	Keats, John.....	1796	1821
Hugo, Victor Marie	1802	Kemble, Frances A.	1811
Hull, Isaac.....	1775	1843	Kemble, John P....	1757	1823
Humboldt, Alex.von	1769	1859	Kempis, Thomas à.	1380	1471
Humboldt, K.W.von	1767	1835	Kendall, Amos.....	1789	1869
Hume, David.....	1711	1776	Kennedy, John P...	1795	1870

NAME.	BORN.	DIED.	NAME.	BORN.	DIED.
Kent, James.....	1763	1847	Lesseps, Ferdinand de	1805
Kepler, Johann.....	1571	1630	Lessing, Gotthold E.	1729	1781
Key, Francis S.....	1779	1843	Lesueur, Eustache..	1617	1655
King, Preston.....	1806	1865	Lever, Charles.....	1806	1872
King, Rufus.....	1755	1827	Lewes, Geo. Henry	1817	1878
King, T. Starr.....	1824	1864	Lewes, Marian Evans	1820	...
King, William R...	1786	1853	Lewis, Sir G. C.....	1806	1863
Kingsley, Charles..	1819	1875	Lewis, Meriwether..	1774	1809
Klopstock, Fried. G.	1724	1803	Lieber, Francis....	1800	1872
Knowles, J. Sheridan	1784	1862	Liebig, Justus von..	1803	1873
Knox, Henry.....	1750	1806	Lincoln, Abraham..	1809	1865
Knox, John.....	1505	1572	Lind, Jenny.....	1821
Kock, Chas. Paul de	1794	1871	Linnaeus, Carl von..	1707	1778
Kosciuszko, Tadeusz	1746	1817	Liszt, Franz.....	1811	..
Kossuth, Louis.....	1802	Livingston, Edward	1764	1836
La Bruyère, Jean de	1646?	1696	Livingston, Robert R.	1747	1813
La Fayette, Marquis de	1757	1834	Livingstone, David	1813	1873
La Fontaine, Jean..	1621	1695	Livius, Titus P.....	B.C. 59	A.D. 17
Lamartine, Alph. de	1790	1869	Locke, John.....	1632	1704
Lamb, Charles	1775	1834	Lockhart, J. G.....	1794	1854
Lamennais, F. R. de,	1782	1854	Longfellow, H. W..	1807
La Motte Fouqué, F. de	1777	1843	Longstreet, James..	1820
Landor, Walter Savage	1775	1864	Lossing, Benson J..	1813
Landseer, Sir Edwin	1802?	1873	Louis IX. (St. Louis)	1215	1270
Lane, James H.....	1814	1866	Louis XIV. (<i>le Grand</i>)	1638	1715
Lane, Joseph.....	1801	Louis XV.....	1710	1774
La Place, P. S. de...	1749	1827	Louis XVI.....	1754	1793
La Rochefoucauld, F. de	1613	1680	Louis Philippe.....	1773	1850
La Salle, R. Cavelier de	1643?	1687	Lovejoy, Owen.....	1811	1864
Las Casas, B.....	1474	1566	Lover, Samuel.....	1797	1868
Latimer, Hugh	1490?	1555	Loyola, St. Ignatius de	1491	1556
Laud, William.....	1573	1645	Lucanus, Marcus A.	39 ?	65
Laurens, Henry.....	1724	1792	Lucianus.....	120 ?	200?
Laurens, John.....	1753?	1782	Lucretius, Carus Titus,	B.C. 95	B.C. 52?
Lavater, Johann C..	1741	1801	Luther, Martin.....	1483	1546
Law, John.....	1671?	1729	Lycurgus.....	B.C. 825?
Lawrence, Abbott..	1792	1855	Lyell, Sir Charles..	1797	1875
Lawrence, Sir Thomas	1769	1830	Lyon, Nathaniel...	1819	1861
Ledyard, John.....	1751	1789	Macaulay, T. B., Lord	1800	1859
Lee, Ann.....	1736	1784	Macchiavelli, Niccolo	1469	1527
Lee, Arthur.....	1740	1792	McCulloch, John R.	1789	1864
Lee, Charles.....	1731	1782	McClellan, George B.	1826
Lee, Henry.....	1756	1818	McDowell, Irvin...	1818
Lee, Richard Henry	1732	1794	McDuffie, George..	1788	1851
Lee, Robert E.....	1807	1870	McHenry, James...	1753 ?	1816
Leech, John.....	1817	1864	Mackintosh, Sir James	1765	1832
Legaré, Hugh S.....	1797	1843	McLean, John.....	1785	1861
Legendre, Adrien M..	1752?	1833	Maclise, Daniel.....	1811 ?	1870
Leibnitz, Gottfried W.	1646	1716	MacMahon, M. E. P. M.	1808
Leicester, Earl of...	1532?	1588	McPherson, James B.	1828	1864
Leo X.....	1475	1521	Macready, Wm. C..	1793	1873
Leonidas.....	?	480?	Madison, James....	1751 ?	1836
Le Sage, Alain René	1668	1747	Magellan, Fernando	1470 ?	1521
Leslie, Chas. Robert	1794	1859	Maintenon, Mme. de	1635	1719

NAME.	BORN.	DIED.	NAME.	BORN.	DIED.
Maistre, Joseph de.	1754	1821	Meagher, Thos. F..	1823	1867
Maistre, Xavier de..	1763	1852	Medici, Catharine de	1519	589
Malebranche, Nicolas	1638	1715	Medici, Lorenzo de	1448	1492
Malibran, Maria F..	1808	1836	Mehemet Ali.....	1769	1849
Malte-Brun, Conrad	1775	1826	Meissonier, Jean L.E.	1813	...
Malthus, Thos. R...	1766	1834	Melanchthon, Philip	1497	1560
Mandeville, Sir John	1300 ?	1372	Melville, Herman..	1819
Mangum, Willie P..	1792	1861	Mendelssohn, Moses	1729	1786
Mann, Horace.. . .	1796	1859	Mendelssohn-Bartholdy	1809	1847
Mansard, François.	1598	1666	Mengs, Anton Rafael	1728	1779
Mansfield, Lord....	1705	1793	Meredith, William M.	1799	1873
Manzoni, Alessandro	1785	1873	Merle d' Aubigné, J. II.	1794	1872
Marat, Jean Panl...	1744	1793	Metastasio, Pietro B.	1698	1782
Marcy, Wm. L.....	1786	1857	Metternich, C. Prince von	1773	1859
Margaret of Valois	1492	1549	Meyerbeer, Giacomo	1794	1864
Margaret of France	1552 ?	1615	Michael-Angelo....	1474	1564
Maria Louisa.....	1791	1847	Michelet, Jules....	1798	1874
Maria Theresa of Austria... ..	1638	1683	Mifflin, Thomas....	1744	1800
Maria Theresa of Hungary.....	1717	1780	Mill, John Stuart..	1806	1873
Marie Antoinette...	1755	1793	Miller, Hugh.....	1802	1856
Marie de Medicis...	1573	1642	Miller, Samuel F...	1816
Marino Falieri.....	1278	1355	Milman, Henry Hart	1791	1868
Marion, Francis....	1732	1795	Milne-Edwards, H.	1800
Marius, Caius.....	B.C. 157	B.C. 86	Miltiades.....	B.C. 490?
Marlborough, Duke of	1650	1722	Milton, John.....	1608	1674
Marlowe, C.	1564	1593	Mirabeau, H. G. R. de	1749	1791
Marmont, Auguste.	1774	1852	Mitchell, Donald G.	1822
Marryat, Frederick	1792	1848	Mitchel, Ormsby M.	1810	1862
Marshall, John....	1755	1835	Mithridates.....	B.C. 131 ?	B.C. 63
Marston, John....	?	1635 ?	Mohammed or Mahomet	570 ?	632
Martialis, Marcus V.	43	104 ?	Molière, Jean B. P. de	1622	1673
Martineau, Harriet..	1802	1876	Moltke, H. C. B. von	1800
Marvell, Andrew...	1620	1678	Monk, George.....	1608	1670
Mary I.....	1516	1558	Monroe, James....	1758	1831
Mary II.....	1662	1694	Montagn, Lady M. W.	1690	1762
Mary Stuart.....	1542	1587	Montaigne, Michel de	1533	1592
Mason, George....	1726	1792	Montalembert, Comte de	1810	1870
Mason, James M...	1798	1871	Montesquieu, Charles	1689	1755
Mason, Lowell....	1792	1872	Montgomery, James	1771	1854
Massillon, Jean Bapt.	1663	1742	Montgomery, Richard	1736	1775
Massinger, Philip..	1584	1640	Montrose, Marquis of	1612	1650
Mather, Cotton....	1663	1728	Moore, Thomas....	1779	1852
Mather, Increase...	1639	1723	More, Hannah.....	1745	1833
Mathew, Theobald.	1796	1856	More, Henry.....	1614	1687
Mathews, Charles..	1776	1835	More, Sir Thomas..	1480	1535
Mauzy, Matthew F.	1806	1873	Moreau, J. Victor..	1763	1813
Maximilian I.....	1459	1519	Morgan, Daniel....	1736	1802
Maximilian II....	1527	1576	Morgan, S. O., Lady	1783	1859
Maximilian (Mexico)	1832	1867	Morris, George P..	1802	1864
Mazarin, J., <i>Cardinal</i>	1602	1661	Morris, Gouverneur	1752	1816
Mazzini, Ginseppe	1805	1872	Morris, Robert....	1734	1806
Mcade, George G..	1815	1872	Morse, Jedediah...	1761	1826
			Morse, Samuel F. B.	1791	1872
			Morton, Oliver P..	1823	1877

NAME.	BORN.	DIED.	NAME.	BORN.	DIED.
Motley, John L....	1814	1877	Patti, Carlotta.....	1840
Mowatt, Anna Cora	1818	1870	Paulding, James K.	1779	1860
Mozart, J. C. W. A.	1756	1791	Peabody, George..	1795	1869
Müller, F. Max....	1823	Peale, Rembrandt..	1778	1860
Murat, Joachim....	1771	1815	Pedro II., of Brazil	1825
Muratori, L. A.....	1672	1750	Peel, Sir Robert...	1788	1850
Murchison, Sir R..	1792	1871	Peirce, Benjamin..	1809
Murillo, Bartolomeo E.	1618	1682	Pellico, Silvio.....	1789	1854
Murray, Lindley...	1745	1826	Pendleton, Edmund	1721	1803
Musset, Alfred de..	1810	1857	Pendleton, Geo. H..	1825
Napoleon I.....	1769	1821	Penn, William.....	1644	1718
Napoleon II.....	1811	1832	Pepys, Samuel.....	1632	1703
Napoleon III.....	1808	1873	Percival, James G.	1795	1857
Nast, Thomas.....	1840	Pericles.....	? B.C.	429
Neal, John.....	1793	1866	Perry, Matthew C..	1795	1858
Neander, Johann A.W.	1789	1850	Perry, Oliver H....	1785	1819
Necker, Jacques...	1732	1804	Pestalozzi, J. H....	1746	1827
Nelson, Horatio...	1758	1805	Peter <i>the Hermit</i> ...	1050?	1115
Nelson, Samuel....	1792	1873	Peter I., <i>the Great</i> ..	1672	1725
Nepos, Cornelius .	? B.C.	40?	Petrarch, Francesco	1304	1374
Nero.....	37	68	Phidias.....	B.C. 490?	B.C. 432
Newman, Francis Wm.	1805	Philip I.....	1478	1506
Newman, John H..	1801	Philip II.....	1527	1598
Newton, Sir Isaac..	1642	1727	Phillips, Wendell..	1811
Ney, Michel.....	1769	1815	Pickering, Timothy	1745	1829
Nicholas I.....	1796	1855	Pierce, Franklin...	1804	1869
Niebuhr, B. G....	1776	1831	Pierpont, John...	1785	1866
Nott, Eliphalet....	1773	1866	Pierrepont, Edwards	1817
O'Connell, Daniel..	1775	1847	Pike, Zebulon M ..	1779	1813
Offenbach, Jacques	1819	Pillow, Gideon J..	1806
Origen.....	185?	254	Pinckney, Charles..	1758	1824
Orr, James L.....	1822	1873	Pinckney, Charles C.	1746	1825
Ossoli, Margaret Fuller	1810	1850	Pinckney, Thomas.	1750	1828
Otis, James....	1725	1783	Pindarus.....	B.C. 518	442?
Overbeck, Friedrich	1789	1869	Pinkney, William..	1764	1822
Ovidius Naso, P....	B.C. 43	A.D. 18	Pitt, William.....	1759	1806
Owen, Robert... ..	1771	1858	Pius IX.....	1792	1878
Owen, Robert Dale	1801	1877	Pizarro, Francisco..	1471	1541
Oxenstiern, Axel..	1583	1654	Plato.....	B.C. 429?	B.C. 347
Paganini, Niccolo..	1784	1840	Plautus, Marcus A.	B.C. 254?	R.C. 184
Page, William.....	1811	Pliny, <i>the Elder</i>	23	79
Paine, Thomas.....	1737	1809	Pliny, <i>the Younger</i> ,	61	116?
Paley, William.....	1743	1805	Plutarch.....	46?	125?
Palfrey, John G....	1796	Poe, Edgar Allan..	1809	1849
Palissy, Bernard...	1508?	1590	Poinsett, Joel R...	1779	1851
Palmerston, Lord..	1784	1865	Polk, James K.....	1795	1849
Paracelsus.....	1493	1541	Polo, Marco.....	1254	1324?
Park, Mungo.....	1771	1805	Polybius.....	B.C. 204?	B.C. 122?
Parker, Theodore..	1810	1860	Pompadour, J.A.P.de	1722	1764
Parton, James....	1822	Pompeius.....	B.C. 106	B.C. 48
Parton, Sara Payson	1811	1872	Pope, Alexander...	1688	1744
Pascal, Blaise.....	1623	1662	Porson, Richard..	1759	1808
Patrick, Saint.....	?	493?	Porter, David.....	1780	1843
Patti, Adelina.....	1843	Porter, David D...	1814

NAME.	BORN.	DIED.	NAME.	BORN.	DIED.
Potter, Paul.....	1625	1654	Richard I.....	1157	1199
Poussin, Nicolas...	1594	1665	Richard II.....	1366	1400
Powers, Hiram....	1805	1873	Richard III.....	1452	1485
Pozzo-di-Borgo, C.A.	1768	1842	Richardson, Samuel	1689	1761
Praxiteles.....	B.C. 365?	Richelieu, Cardinal..	1585	1642
Prentice, George D.	1802	1870	Richter, Jean Paul F.	1763	1825
Prescott, William H.	1796	1859	Rienzi, Nicola G...	?	1354
Preston, William C.	1794	1860	Rinehart, Wm. H....	1825	1874
Priestley, Joseph..	1733	1804	Ristori, Adelaide...	1821
Prior, Matthew...	1664	1721	Rives, William C...	1793	1868
Probus, Marcus A..	230	282	Robert Bruce.....	1276?	1329
Proctor, Bryan W..	1789	1864	Roberts, David.....	1796	1864
Propertius, Sextus A.	?	B.C. 51?	Robertson, William	1721	1793
Proudhon, Pierre J.	1809	1865	Robespierre, M. M. I.	1758	1794
Ptolemy I., Soter... B.C.	367	B.C. 283	Rochambeau, J. B. de	1725	1817
Ptolemy II., Philadel.	309	B.C. 247	Rochefoucauld, F. de la	1613	1680
Ptolemy, Claudius..	136?	161?	Rogers, Samuel....	1763	1855
Pufendorf, S. Baron von	1632	1694	Roland, Madame .	1754	1793
Pugin, A. W. N....	1811	1852	Romilly, Sir Samuel	1757	1818
Pulaski, Casimir....	1747	1779	Rosa, Euph. Parepa	1836	1874
Putnam, Israel.....	1718	1790	Rosa, Salvator.....	1615	1673
Pythagoras.....	570?	B.C. 500?	Rosecrans, William S.	1819
Quarles, Francis...	1592	1644	Rossini, Gioacchino	1792	1868
Quincy, Josiah, Jr.	1744	1775	Rousseau, Jean J...	1712	1778
Quincy, Josiah.....	1772	1864	Rubens, Peter Paul	1577	1640
Quintilianus, Marcus F.	42?	118?	Rupert, Prince.....	1619	1682
Quitman, John A...	1799	1858	Rush, Benjamin ...	1746	1813
Rabelais, François.	1495?	1553?	Rush, Richard.	1780	1859
Rachel, Eliza. Felix	1820	1858	Ruskin, John... ..	1819
Racine, Jean.....	1639	1699	Russell, John, Earl	1792	1878
Raleigh, Sir Walter.	1552	1618	Russell, Wm., Lord	1639	1683
Ramsay, Allan.....	1686	1758	Rutledge, Edward..	1749	1800
Ramsay, David.....	1749	1815	Rutledge, John....	1739	1800
Randolph, Edmund	1753	1813	Ruyter, Michael A. de	1707	1676
Randolph, John....	1773	1833	Saadi, or Sadi.....	1176?	1291
Randolph, Peyton..	1723	1775	Sachs, Hans... ..	1494	1578
Ranke, Leopold....	1795	St. Clair, Arthur....	1735	1818
Raphael	1483	1520	Sainte-Beuve, C. A.	1804	1869
Rawlins, John A. .	1831	1869	Saint-Pierre, J.B.H. de	1737	1814
Raymond, Henry J.	1820	1869	Saint Simon, Duc de	1675	1755
Raynal, Abbé.....	1711	1796	Sallustius, Caius C.. B.C.	86	B.C. 34
Read, George.....	1733	1798	Santa Aña, Antonio L.	1798	1876
Read, T. Buchanan	1822	1872	Sargent, Epes.....	1812
Reade, Charles....	1814	...	Sarpi, Paolo (Father Paul).....	1552	1623
Recamier, Jean F.J.A.	1779	1849	Savonarola, Girolamo	1452	1498
Red Jacket.....	1752	1830	Saxe, H. Maurice de	1696	1750
Reed Joseph.....	1741	1785	Saxe, John G.....	1816	...
Reid, Mayne.....	1818	Scheffer, Ary.....	1795	1858
Reid, Thomas.....	1710	1796	Schenck, Robert C.	1809
Rembrandt, Paul...	1607	1669	Schiller, Johann C. F.	1759	1805
Renan, J. Ernest...	1823	Schlegel, Aug. W. von	1767	1845
Retz, Cardinal de...	1614	1679	Schlegel, F. C.W. von	1772	1829
Reynolds, Sir Joshua	1723	1792	Schleiermacher, F. E.	1768	1834
Ricardo, David.....	1772	1823			

NAME.	BORN.	DIED.	NAME.	BORN.	DIED.
Schoolcraft, Henry R.	1793	1864	South, Robert.....	1633	1716
Schopenhauer, Arthur	1788	1860	Southey, Robert....	1774	1843
Schnbert, Franz....	1797	1828	Souvestre, Emile...	1806	1854
Schurz, Carl.	1829	Sparks, Jared.....	1789	1866
Schuyler, Philip....	1733	1804	Spencer, John C....	1788	1855
Scott, Sir Walter...	1771	1832	Spenser, Edmund..	1553?	1599
Scott, Winfield.....	1786	1866	Spinoza, Benedict de	1632	1677
Scribe, Augustine E.	1791	1861	Spurzheim, Johann K.	1776	1832
Sedgwick, Cath. M.	1789	1867	Stael-Holstein, A. L.	1766	1813
Sedgwick, John....	1813	1864	Stanhope, P. H., Earl	1805	1875
Sedgwick, Theodore	1746	1813	Stanton, Edwin M..	1814	1869
Selden, John.....	1584	1654	Steele, Sir Richard.	1671	1729
Seneca, Lucius A...	65	Stephens, Alex. H..	1812
Sergeant, John.....	1779	1852	Sterne, Laurence...	1713	1768
Servetus, Michael..	1509	1553	Steuben, Fred. W. A.	1730	1794
Sévigné, Marie de R.	1626	1696	Stevens, Thaddeus	1793	1868
Seward, Wm. Henry,	1801	1872	Stevenson, Andrew.	1784	1857
Seymour, Horatio..	1810	Stewart, Charles...	1778	1869
Shaftesbury, 1st Earl of	1621	1683	Stewart, Dugald....	1753	1828
Shaftesbury, 2d Earl of	1671	1712	Stockton, Richard..	1730	1781
Shakespeare, William	1564	1616	Stockton, Robert F.	1796	1866
Sharp, Granville....	1725	1813	Stoddert, Benjamin	1751	1813
Sheil, Richard L...	1791	1851	Story, Joseph.....	1779	1845
Shelby, Isaac	1750	1826	Stowe, Harriet B...	1812
Shelley, Percy Bysshe	1792	1822	Strabo.....	B.C. 60? A.D. 22?	
Shenstone, Wm....	1714	1763	Strafford, Earl of..	1593	1641
Sheridan, Philip H..	1831	Stuart, Alex. H. H..	1807
Sheridan, Richard B.	1751	1816	Stuart, Gilbert....	1755	1828
Sherman, John....	1823	Stuart, James E. B..	1832	1864
Sherman, Roger....	1721	1793	Sue, Eugène.....	1804	1857
Sherman, William T.	1820	Suetonius, Caius....	70?	?
Shields, James... .	1810	1879	Sulla, L. Cornelius,	B.C. 138 B.C. 78	
Siddons, Sarah.....	1755	1831	Sullivan, James....	1744	1808
Sidney, Algernon...	1617?	1683	Sullivan, John.....	1741	1795
Sidney, Sir Philip..	1554	1586	Sully, Max., Duc de	1560	1641
Sigourney, Lydia H.	1791	1865	Sully, Thomas.....	1783	1872
Silliman, Benjamin.	1779	1864	Sumner, Charles...	1811	1874
Simms, Wm. Gilmore	1806	1870	Swedenborg, Eman.	1688	1772
Simon, Jules.....	1814		Swift, Jonathan....	1667	1745
Sismondi, J.C.L.S. de	1773	1842	Tacitus, Caius Corn.	61?	120?
Slidell, John.....	1793	1871	Taglioni, Marie....	1804
Smith, Adam.....	1723	1790	Talfourd, T. N....	1795	1854
Smith, Gerrit.....	1797	1874	Talleyrand-Perigord	1754	1838
Smith, Capt. John..	1579	1631	Talma, François Jos.	1763	1826
Smith, Joseph.....	1805	1844	Tamerlane.....	1336	1405
Smith, Sydney.....	1771	1845	Taney, Roger B....	1777	1864
Smithson, Jas. L. M..	1765	1829	Tasso, Torquato...	1544	1595
Smollett, Tobias G..	1721	1771	Taylor, Bayard. ...	1825	1878
Socrates.....	B.C. 468? B.C. 399		Taylor, Isaac.....	1786?	1865
Solon	B.C. 638? B.C. 558?		Taylor, Jeremy....	1613	1667
Somerville, Mary...	1780	1872	Taylor, Zachary....	1784	1850
Sophocles.....	B.C. 495? B.C. 405?		Tegner, Esaias....	1782	1846
Soto, Hernandez de.	1496?	1542	Temple, Sir William	1628	1699
Soult, Nicolas Jean.	1769? ...	1851	Tennyson, Alfred..	1809?

NAME.	BORN.	DIED.	NAME.	BORN.	DIED.
Terentius.....	B.C. 194	B.C. 159	Veronese, Paul.....	1532?	1588
Tertullian, Quint.S.F.	160?	240?	Vespasian, Titus Flav.	9	79
Thackeray, W. M..	1811	1863	Vespucchi, Amerigo.	1451	1512
Themistocles.....	B.C. 519?	B.C. 449	Victor Emmanuel II.	1820	1878
Theophrastus.....	B.C. 372?	B.C. 287?	Victoria, Alexandrina	1819
Thierry, J. N. A...	1795	1856	Villemain, Abel F..	1790	1867
Thiers, Louis Adolphe	1797	1877	Vinci, Leonardo da.	1452	1519
Thomas, George H.	1816	1870	Virgilins Maro, P.	B.C. 70	B.C. 22
Thomson, James...	1700	1748	Volney, C. F. C. de	1757	1820
Thorwaldsen, Bertel	1770	1844	Voltaire, F. M. A. de	1694	1778
Thucydides	B.C. 471?	B.C. 401?	Wade, Benjamin F.	1800	1878
Tiberius, Claudius..	B.C. 42	A.D. 37	Wagner, Richard...	1813
Tieck, Ludwig.....	1773	1853	Waite, Morrison R.	1816
Tilden, Samuel J...	1814	Walker, Robert J..	1801	1869
Tillotson, John.....	1630	1694	Wallenstein, A. W. E.	1583	1634
Tintoretto	1512	1594	Walpole, Horace...	1717	1797
Titian.....	1477	1576	Walpole, Sir Robert	1676	1745
Titus Flavius.....	40	81	Walton, Izaak.....	1593	1683
Tocqueville, A. C. H. de	1805	1859	Warburton, William	1698	1779
Tompkins, Daniel D.	1774	1825	Warren, Joseph....	1741	1775
Tooke, J. Horne...	1736	1812	Washburne, Ellihu B.	1816
Toombs, Robert. ..	1810	Washington, George	1732	1799
Toussaint L'Ouverture	1743	1803	Watt, James.....	1736	1819
Trajan, Marcus U..	52	117	Watts, Isaac.....	1679	1748
Trollope, Anthony..	1815	Wayland, Francis..	1796	1865
Trumbull, John....	1756	1843	Wayne, Anthony...	1745	1796
Trumbull, Jonathan	1740	1809	Wayne, James M...	1790	1867
Truxton, Thomas..	1755	1822	Weber, Karl M. von	1786	1826
Tucker, St. George.	1752	1827	Webster, Daniel....	1782	1852
Tuckerman, H. T..	1813	1871	Webster, Noah...	1758	1843
Tupper, Martin F..	1810	Welles, Gideon.....	1802	1878
Turenne, Henri....	1611	1675	Wellington, Duke of	1769	1852
Turgot, A. R. J.....	1727	1781	Wesley, Charles....	1708	1788
Turner, J. M. W...	1775	1851	Wesley, John.....	1703	1791
Twiggs, David E...	1790	1862	West, Benjamin....	1738	1820
Tyler, John.....	1790	1862	Whately, Richard..	1787	1863
Tyndale, William..	1485?	1536	Wheaton, Henry...	1785	1848
Uhland, Johann L.	1787	1862	Wheeler, William A.	1819
Ulloa, Antonio.....	1716	1795	Whewell, William..	1794	1866
Upshur, Abel P....	1790	1844	Whitefield, George.	1714	1770
Ure, Andrew.....	1778	1857	Whitney, Eli.....	1765	1825
Ussher, James.....	1580	1656	Whittier, John G...	1807
Vallandigham, C. L.	1822	1871	Wickliffe, Charles A.	1788	1869
Van Buren, Martin.	1782	1862	Wieland, C. M.....	1733	1813
Vanderbilt, C.....	1794	1877	Wilberforce, Wm..	1759	1833
Van Dyck, Anthony,	1599	1641	Wilkes, Charles....	1801	1877
Vane, Sir Henry...	1612	1662	Wilkes, John.....	1727	1797
Vasari, George.....	1512	1574	Wilkie, Sir David..	1785	1841
Vattel, Emmerich de	1714	1767	Wilkinson, James..	1757	1825
Vauban, Sebastian.	1633	1707	William the Conqueror	1027	1087
Vega, Lope de.....	1562	1635	William of Orange.	1650	1702
Velasquez, D. R. de S.	1599	1660	William IV.....	1765	1837
Verdi, Giuseppe....	1814	William, <i>the Silent</i> ..	1533	1584
Vernet, Horace.....	1789	1863	Williams, Roger...	1606	1683

NAME.	BORN.	DIED.	NAME.	BORN.	DIED.
Wilmot, David.....	1814	1868	Worcester, Joseph E.	1784	1865
Wilson, Alexander..	1766	1813	Wordsworth, Wm..	1770	1850
Wilson, Henry.....	1812	1875	Wraxall, Sir N. W..	1751	1831
Wilson, James....	1742	1798	Wren, Sir Christopher	1632	1723
Wilson, John....	1785	1854	Wright, Silas.....	1795	1847
Winckelmann, J. J.	1717	1768	Wycherly, William.	1640?	1715
Winthrop, John....	1588	1649	Wycliffe, John.....	1324?	1384
Winthrop, Robert C.	1809	Wythe, George.....	1726	1806
Wirt, William.....	1772	1834	Xavier, St. Francis.	1506	1552
Wise, Henry A.....	1806	1876	Xenophon..... B.C.	444?	B.C. 359?
Wiseman, Cardinal.	1802	1865	Xerxes.....	?	B.C. 465
Wolcott, Oliver. .	1760	1833	Young, Brigham...	1801	1877
Wolfe, James.....	1726	1759	Young, Edward.....	1684	1765
Wollstonecraft, Mary	1759	1797	Zeno..... B.C.	362?	B.C. 264?
Wolsey, Thomas...	1471	1530	Zenobia.....	?	275?
Woodbury, Levi....	1789	1851	Zschokke, J. H. D..	1770	1848
Woodworth, Samuel	1785	1842	Zwingli, Ulric.....	1484	1531
Wool, John E.....	1784	1869			

VITAL STATISTICS OF ENGLAND FOR 37 YEARS—1838-1874.

[From the 37th Annual Report of the Registrar-General.]

Years ended Dec. 31.	Estimated population in the middle of each year.	Deaths.	Births.	Persons married.	Excess of births over deaths.	To 1000 PERSONS LIVING.		
						Deaths.	Births.	Persons married
1838...	15,287,699	342,760	463,787	236,134	121,027	22.4	30.3	15.4
1839...	15,514,255	338,984	492,574	246,332	153,590	21.8	31.7	15.9
1840...	15,730,813	359,687	502,303	245,330	142,616	22.9	31.9	15.6
1841...	15,929,492	343,847	512,158	244,992	168,311	21.6	32.2	15.4
1842...	16,130,326	349,519	517,739	237,650	168,220	21.7	32.1	14.7
1843...	16,332,228	346,445	527,325	247,636	180,880	21.2	32.3	15.2
1844...	16,535,174	356,933	540,763	264,498	183,830	21.6	32.7	16.0
1845...	16,739,136	349,366	543,521	287,486	194,155	20.9	32.5	17.2
1846...	16,944,092	390,315	572,625	291,328	182,310	23.0	33.8	17.2
1847...	17,150,018	423,304	539,965	271,690	116,661	24.7	31.5	15.8
1848...	17,356,882	399,833	563,059	276,460	163,226	23.0	32.4	15.9
1849...	17,564,656	440,839	578,159	283,766	137,320	25.1	32.9	16.2
1850...	17,773,324	368,995	593,422	305,488	224,427	20.8	33.4	17.2
1851...	17,982,849	395,396	615,865	308,412	220,469	22.0	34.2	17.2
1852...	18,193,206	407,135	624,012	317,564	216,877	22.4	34.3	17.5
1853...	18,404,368	421,097	612,391	329,040	191,294	22.9	33.3	17.9
1854...	18,616,310	437,905	634,405	319,454	196,500	23.5	34.1	17.2
1855...	18,829,000	425,703	635,043	304,226	209,340	22.6	33.7	16.2
1856...	19,042,412	390,506	657,453	318,674	266,947	20.5	34.5	16.7
1857...	19,256,516	419,815	663,071	318,194	243,256	21.8	34.4	16.5
1858...	19,471,291	449,656	655,481	312,140	205,825	23.1	33.7	16.0
1859...	19,686,701	440,781	689,881	335,446	249,100	22.4	35.0	17.0
1860...	19,902,713	422,721	684,048	340,312	261,327	21.2	34.4	17.1
1861...	20,119,314	435,114	696,406	327,412	261,292	21.6	34.6	16.3
1862...	20,371,013	436,566	712,684	328,060	276,118	21.4	35.0	16.1
1863...	20,625,855	473,837	727,417	347,020	253,580	23.0	35.3	16.8
1864...	20,883,889	495,531	740,275	360,774	244,744	23.7	35.4	17.3
1865...	21,145,151	490,909	748,069	370,948	257,160	23.2	35.4	17.5
1866...	21,409,684	500,689	753,870	375,552	253,181	23.4	35.2	17.5
1867...	21,677,525	471,073	768,349	358,308	297,276	21.7	35.4	16.5
1868...	21,948,713	480,622	786,858	353,924	306,236	21.9	35.8	16.1
1869...	22,223,299	494,828	773,381	353,940	278,553	22.3	34.8	15.9
1870...	22,501,316	515,329	792,787	363,310	277,458	22.9	35.2	16.1
1871...	22,782,812	514,879	797,428	380,224	282,549	22.6	35.0	16.7
1872...	23,067,835	492,265	825,907	402,534	333,642	21.3	35.8	17.5
1873...	23,356,414	492,520	829,778	411,230	337,258	21.1	35.5	17.6
1874...	23,648,609	526,632	854,956	404,020	328,324	22.3	36.2	17.1

RAINFALL IN THE UNITED STATES.

These figures of the average Annual Rainfall at the places named are from "Tables of the Precipitation of Rain and Snow in the United States," by C. A. Schott, published by the Smithsonian Institution, Washington, D. C.

Inches.	Inches.	Inches.
Baltimore 41.10	Fort Marcy, N. Mex. . 16.65	New Bedford, Mass. . 41.42
Baton Rouge, La. . . . 60.16	Ft. Massachusetts, Col. 17.06	New Haven, Conn. . . 44.43
Boston. 44.99	Fort Myers, Fla. . . . 56.55	New Orleans, La. . . 51.05
Buffalo, N. Y. 33.84	Fort Randall, Dak. . . 16.51	New York. 43.24
Burlington, Vt. 34.15	Fort Smith, Ark. . . . 40.36	Penn Yan, N. Y. . . . 28.42
Brunswick, Me. 44.68	Fort Snelling, Minn. . 25.11	Peoria, Ill. 35.83
Charleston, S. C. 43.63	Ft. Towson, Ind. Ter. . 57.08	Philadelphia. 44.05
Cleveland, Ohio. 37.61	Ft. Vancouver, Wash. T. 38.84	Pittsburgh, Pa. 37.09
Cincinnati. 44.87	Fortress Monroe 47.04	Providence, R. I. . . . 41.54
Dalles, Or. 21.74	Gaston, N. C. 43.40	Richmond, Ind. 43.32
Detroit, Mich. 30.05	Hanover, N. H. 40.32	Sacramento, Cal. 19.56
Fort Bliss, Tex. 9.56	Huntsville, Ala. 54.88	Salt Lake, Utah. 23.85
Fort Bridger, Utah. . . . 6.12	Key West, Fla. 36.23	San Francisco, Ca. . . . 21.69
Fort Brown, Tex. 33.44	Macinac, Mich. 23.96	San Diego, Cal. 9.16
Ft. Colville, Wash. T. . 9.83	Marietta, Ohio 42.70	Savannah, Ga. 48.32
Fort Craig, N. Mex. . . 11.67	Meadow Valley, Cal. . 57.03	Sitka, Alaska. 83.39
Fort Defiance, Ariz. . . 14.21	Memphis, Tenn. 45.46	Springdale, Ky. 48.58
Fort Garland, Col. 6.11	Milwaukee, Wis. 30.40	St. Louis, Mo. 42.18
Ft. Gibson, Indian Ter. 36.37	Muscatine, Iowa. 42.88	Washington, Ark. 54.50
Fort Hoskins, Or. 66.71	Mt. Vernon Ars'l, Ala. 66.14	Washington, D. C. . . . 37.52
Fort Kearney, Neb. . . . 25.25	Natchez, Miss. 53.55	White Sulph. Spring, Va. 37.54
Fort Laramie, Wy. . . . 15.16	Neah Bay, Wash. Ter. 123.35	
Ft. Leavenworth, Kan. 31.74	Newark, N. J. 44.85	

Average Annual Rainfall in Some Other Parts of America.

Inches.	Inches.	Inches.
Bermuda. 55.34	Maranhã 277.00	St. John's, Newfound. 58.30
Cayenne. 116.00	Rio Janeiro. 59.02	Toronto, Canada. . . . 35.17
Cordova, Mex. 112.08	San Domingo 107.06	Vera Cruz, Mex. 183.20
Havana. 91.02	St. John's, N. Bruns. 51.12	

Average Annual Rainfall in Europe.

From Knight's Mechanical Dictionary, 1876.

Inches.	Inches.	Inches.
Aberdeen, Scotland. . 28.87	Cork, Ireland. 40.02	Marseilles, France . . 23.04
Armagh, Ireland. . . . 36.12	Copenhagen, Den. . . 18.35	Milan, Italy. 38.01
Bath, England 30.00	Dublin, Ireland 21.01	Naples. 29.64
Bergen, Norway. 88.61	Geneva, Switzerland. 31.07	Paris. 22.64
Berlin, Prussia. 23.56	Glasgow, Scotland. . 21.33	Prague, Austria 14.01
Bordeaux, France. . . . 34.00	Limerick, Ireland . . . 35.00	Rome. 30.86
Borrowdale, Eng. . . . 141.54	Lisbon, Portugal. . . . 27.01	Stockholm, Sweden. . 20.04
Brussels, Belgium. . . 28.06	Liverpool. 34.05	St. Petersburg. 17.03
Cambridge, England. 24.09	London. 24.04	Truro, England. 44.00
Cracow, Austria 13.03	Manchester, Eng. . . . 36.02	York, England. 23.00
Coimbra, Portugal . . 118.08	Mannheim, Ger. 22.47	

TABLES OF TEMPERATURE IN AMERICA.

From the Smithsonian Contributions to Knowledge: Tables, Distribution and Variations of the Atmospheric Temperature in the United States; edited by C. A. Schott, Washington, 1876.

I.—THE UNITED STATES.

PLACES.	Latitude.	Height Feet.	Spring	Summer.	Autumn.	Winter.	Year, Mean.	No. of Years and Mos.
ALABAMA :	° /		°	°	°	°	°	
Green Springs.....	32 50	500	63.18	78.45	62.35	46.29	62.57	10 0
Huntsville.....	34 45	600	59.96	75.62	59.80	42.15	59.38	13 0
Mobile.....	30 41	15	66.87	79.00	66.27	52.43	66.14	10 0
ALASKA :								
Sitka.....	57 03	20	39.91	53.09	43.90	31.28	42.05	16 11
ARIZONA :								
Camp Goodwin.....	32 52	65.52	84.50	67.89	46.85	66.19	3 10
“ Tucson.....	32 13	...	67.49	85.52	71.46	50.24	68.68	4 0
ARKANSAS :								
Little Rock.....	34 40	60.76	81.57	64.29	44.21	62.71	2 1
Washington.....	33 44	660	62.26	78.19	61.20	44.61	61.56	22 1
CALIFORNIA :								
Benicia Barracks.....	38 03	64	57.73	67.00	61.59	48.75	58.77	15 7
Fort Yuma.....	32 46	200	73.40	92.07	75.66	57.96	74.77	14 11
San Diego.....	32 42	150	60.14	69.67	64.53	54.09	62.11	20 10
San Francisco.....	37 48	130	54.96	58.04	57.81	50.09	55.23	11 2
COLORADO :								
Fort Garland.....	37 32	8365	42.93	64.39	43.49	20.63	42.86	15 3
CONNECTICUT :								
Hartford.....	41 46	60	47.89	69.75	51.70	29.89	49.81	16 7
New Haven.....	41 18	45	46.76	69.63	51.28	28.32	49.00	86 0
DAKOTA :								
Fort Abercrombie.....	46 27	38.66	70.94	43.81	7.95	40.34	10 1
“ Randall.....	43 01	1245	43.28	74.61	49.06	20.93	46.97	12 8
DELAWARE :								
Fort Delaware.....	39 35	10	51.70	75.23	57.61	34.23	54.69	18 10
Wilmington.....	39 44	115	52.74	73.56	53.64	31.71	52.91	1 10
DISTRICT OF COLUMBIA :								
Washington.....	38 54	75	55.77	76.33	56.43	36.11	56.16	12 3
FLORIDA :								
Ft. Barancas (n'r Pensacola)	30 21	20	68.41	81.60	69.58	54.37	68.49	20 2
St. Augustine.....	29 54	25	68.69	80.36	71.90	58.25	69.80	25 4
Jacksonville.....	30 20	20	69.27	80.98	70.04	55.62	68.93	12 4
Key West.....	24 33	10	75.85	83.35	78.55	70.44	77.05	26 6
GEORGIA :								
Athens.....	33 58	850	61.15	75.74	60.77	46.06	60.93	6 6
Atlanta.....	33 45	1050	58.27	74.87	58.44	41.86	58.36	5 2
Augusta.....	33 29	150	64.25	79.49	62.63	46.82	63.30	7 5
Savannah.....	32 05	42	67.06	80.61	66.81	52.56	66.76	26 1
IDAHO :								
Fort Boise.....	43 40	52.03	75.04	52.97	29.81	52.46	5 10
ILLINOIS :								
Augusta.....	40 12	500	50.33	72.83	52.66	27.67	50.87	26 9
Chicago.....	41 54	600	43.55	66.76	48.32	24.78	45.85	17 3
Highland.....	38 44	620	56.55	77.69	56.60	34.13	56.24	15 1
Manchester.....	39 31	683	51.16	73.90	53.34	28.88	51.82	15 6
Ottawa.....	41 20	500	47.07	72.05	51.22	25.32	48.92	18 9
Peoria.....	40 43	512	50.63	74.46	52.94	27.40	51.36	14 9
Springfield.....	39 48	550	48.37	74.02	48.94	27.62	49.74	5 7
INDIANA :								
Aurora.....	39 04	509	51.98	75.61	53.90	30.88	53.09	5 9
Indianapolis.....	39 47	698	49.34	72.64	51.96	28.71	50.66	6 5
New Harmony.....	38 10	350	54.85	75.92	55.87	34.25	55.22	19 5
Richmond.....	39 50	850	50.02	71.79	52.52	29.16	50.87	12 3
Vevay.....	38 45	525	54.46	76.41	55.38	32.48	54.68	5 11
INDIAN TERRITORY :								
Fort Gibson.....	35 48	560	61.08	79.13	61.44	40.25	60.48	29 10
IOWA :								
Council Bluffs.....	41 16	1327	50.84	75.48	51.46	22.06	49.96	6 0
Davenport.....	41 30	737	45.86	71.60	49.46	22.42	47.33	9 3
Des Moines City.....	41 36	780	49.99	71.80	48.59	25.39	48.94	3 10
Dubuque.....	42 30	680	47.33	71.71	49.16	22.55	47.69	18 10
Keokuk.....	40 25	600	50.09	74.77	54.05	29.37	52.07	2 5
Muscatine.....	41 26	586	47.03	60.08	48.81	22.99	46.98	27 6

TABLES OF TEMPERATURE IN AMERICA—(Continued).

PLACES.	Lati- tude.	Heig't Feet.	Spri'g	Sum- mer.	Au- umn.	Win- ter.	Year, Mean.	No. of years & mos.
KANSAS :								
Fort Leavenworth	39 21	896	53.69	75.24	54.35	29.35	53.16	39 11
Lawrence	38 58	850	53.43	75.82	53.08	31.64	53.49	7 9
Leavenworth City	39 15	896	50.87	74.24	52.02	28.69	51.45	7 6
KENTUCKY :								
Danville	37 40	900	56.28	75.58	58.56	37.84	57.07	12 7
Louisville	38 18	450	55.71	73.96	55.79	37.34	55.70	4 6
Newport Barracks	39 06	500	53.82	75.06	56.09	34.14	54.78	23 0
Paris	38 15	810	51.54	72.75	53.06	32.45	52.45	4 0
LOUISIANA :								
Baton Rouge	30 26	41	68.90	81.36	68.13	54.20	68.15	28 0
Monroe	32 31	100	71.53	80.95	59.30	43.87	63.91	10 0
New Orleans	29 56	25	69.37	81.08	69.80	56.00	69.06	32 9
MAINE :								
Bath	43 55	50	41.96	65.36	47.62	23.88	44.71	10 7
Brunswick	43 54	74	42.26	65.11	47.59	22.63	44.40	51 3
Portland	43 39	50	40.11	63 73	46.49	21.69	43.00	37 3
MARYLAND :								
Annapolis	38 58	20	52.33	75.71	57.53	35.95	55.38	13 10
Baltimore	39 16	36	53.01	75.08	57.04	34.50	54.91	36 0
Frederick City	39 24	274	51.10	73.40	54.76	33.11	53.09	15 6
MASSACHUSETTS :								
Amlherst (College)	42 22	267	44.17	67.58	47.99	24.15	45.97	17 6
Boston	42 21	82	45.61	68.68	51.04	28.08	48.35	38 5
Cambridge	42 23	60	44.93	69.47	50.45	26.96	47.95	48 5
New Bedford	41 39	90	44.80	66.95	52.27	30.21	48.56	58 1
Newburyport	42 48	46	42.45	66.69	49.96	24.91	46.00	6 1
Williamstown (Will. College)	42 43	686	43.44	67.25	47.36	23.28	45.33	36 8
Worcester	42 16	528	45.01	68.16	49.96	25.67	47.20	31 9
MICHIGAN :								
Detroit	42 20	597	45.46	68.05	48.82	26.61	47.24	30 3
Fort Mackinac	45 51	728	37.06	62 26	44 92	19.84	41.02	27 6
Grand Rapids	43 00	780	44.69	69.75	48.55	24.62	46.90	11 3
Lansing	42 46	895	45.20	68.43	47.63	24.96	46.55	7 3
MINNESOTA :								
Fort Snelling	44 53	820	45.12	71.05	46.12	15.79	44.52	42 2
Minneapolis	44 53	856	40.12	68.34	45.33	12.87	41.67	6 2
St. Paul	44 56	800	41.29	68.03	44.98	15.09	42.32	8 5
MISSISSIPPI :								
Columbus	33 31	227	62.18	78.90	62.16	45.50	62.19	15 9
Jefferson Barracks	38 28	472	56.37	76.82	56.03	33.96	55.79	32 11
Natchez	31 34	264	65.49	79.81	65.46	50.43	65.30	15 5
Vicksburg	32 23	350	65.79	80.52	65.54	50.45	65.57	8 11
MISSOURI :								
St. Joseph	39 45	52.80	74.74	51.12	34.32	53.24	2 1
St. Louis	38 37	481	55.09	76.12	55.88	32.90	55.00	41 0
MONTANA :								
Fort Shaw	47 30	6000	45.22	67.50	47.74	25.41	46.47	3 4
Helena City	46 37	4150	33.76	70.28	48.94	19.16	43.04	1 7
NEBRASKA :								
Fort Kearney	40 38	2360	46.53	72 41	49.26	21.91	47.53	15 11
Omaha	41 15	1300	48.40	74.26	51.10	23.36	49.28	4 0
NEVADA :								
Fort Churchill	39 17	4284	52.45	75.18	54.36	34.55	54.13	7 10
NEW HAMPSHIRE :								
Concord	43 12	374	43.62	67.52	48.64	22.81	45.65	22 2
Hanover	43 42	530	40.87	65.15	44.76	19.17	42.49	20 0
Manchester	42 59	300	47.80	70.02	51.14	25.90	48.72	14 1
Portsmouth	43 05	38	44.02	66.99	47.88	25.15	46.01	9 11
NEW JERSEY :								
Burlington	40 04	60	49.71	72.01	54.81	31.22	51.94	13 3
Newark	40 44	35	47.86	70.35	53 04	30.75	50.50	24 5
Trenton	40 14	60	50.46	73.03	54.90	32.66	52.76	11 0
NEW MEXICO :								
Fort Craig	33 36	4576	61.86	80.10	59.88	39.62	60.37	13 10
Santa Fé	35 41	6846	50.06	70.50	51.34	30.28	50.54	18 6
NEW YORK :								
Albany	42 39	130	46.54	70.43	49.56	25.26	47.95	45 11
Auburn	42 55	650	44.57	68.43	48.30	25.88	46.80	28 0
Buffalo	42 53	600	42.92	67.73	50.33	26.58	46.89	12 7
Ithaca	42 25	417	46.48	68.29	49.51	28.86	48.29	20 10
Kingston	41 55	188	48.70	70.30	51.28	28.29	49.64	19 10
Malone	44 50	703	43.17	64.19	44.98	21.31	43.41	3 0
Newburgh	41 31	74	47.81	70.67	52.92	28.57	49.99	27 1

TABLES OF TEMPERATURE IN AMERICA—(Continued).

PLACES.	Latitude.	Height Feet.	Spring	Summer.	Autumn.	Winter.	Year. Mean.	No. of years & mos.
NEW YORK—(Continued):								
New York.....	40 50	25	48.26	72.62	54.54	31.93	51.83	21 8
Utica.....	43 05	473	44 77	67.17	48.33	24.71	46.25	27 2
West Point.....	41 24	167	49.27	72.24	54.11	30.26	51.47	46 5
NORTH CAROLINA :								
Chapel Hill.....	35 58	58.85	76.80	60.46	42.92	59.76	20 0
Raleigh.....	35 48	317	56.92	77.24	59.79	40.14	58.52	2 11
OHIO :								
Cincinnati.....	39 06	540	54.13	75.24	55.21	34.28	54.72	36 8
Cleveland.....	41 30	643	46.28	69.68	51.67	28.32	49.99	17 1
Columbus.....	39 57	834	53.56	74.44	50.95	34.22	53.29	3 0
Hillsboro.....	39 10	1150	50.01	70.44	51.64	30.52	50.65	32 4
Kelley's Island.....	41 36	587	45.46	71.33	53.24	28.52	49.64	11 9
Marietta.....	39 28	670	51.98	71.29	52.85	32.84	52.24	49 10
Oberlin.....	41 20	800	46.46	70.62	51.59	27.52	49.05	8 5
Stenbenville.....	40 25	670	50.99	72.60	52.52	31.22	51.83	39 11
Toledo.....	41 40	604	46.90	70.20	50.83	28.88	49.20	13 10
OREGON :								
Astoria.....	46 11	52	48.72	59.52	52.41	39.35	50.00	18 3
Portland.....	45 30	45	50.12	67.72	54.85	40.23	53.23	2 0
PENNSYLVANIA :								
Alleghany.....	40 29	704	50.23	71.69	51.99	30.87	51.19	33 2
Gettysburg.....	39 49	624	49.83	71.62	51.19	29.88	50.63	24 2
Harrisburg.....	40 16	375	51.76	75.61	55.38	32.18	53.73	29 3
Philadelphia.....	39 56	36	50. 7	73. 0	54. 0	30. 5	52. 1	57 0
RHODE ISLAND :								
Newport.....	41 30	25	44.84	68.12	53.42	31.16	49.39	40 0
Providence.....	41 50	155	45.27	67.95	51.01	27.41	47.91	34 8
SOUTH CAROLINA .								
Aiken.....	33 32	565	61.32	77.36	61.96	45.82	61.61	8 8
Beaufort.....	32 26	14	62.47	80.67	48.47	1 5
Charleston.....	32 47	20	65.49	79.55	65.63	51.46	65.53	24 8
Columbia.....	34 02	315	61.95	77.89	62.79	45.48	62.03	4 11
TENNESSEE :								
Knoxville.....	35 56	1000	55.80	74.73	58.62	37.82	56.74	6 4
Lookout Mountain.....	35 00	1626	57.57	77.29	59.73	41.10	58.92	4 5
Memphis.....	35 08	262	60.86	79.53	60.32	42.12	60.71	11 3
Nashville.....	36 09	533	59.85	76.32	57.42	39.67	58.32	6 7
TEXAS :								
Austin.....	30 17	650	67.17	81.68	66.88	51.16	66.72	19 0
Galveston.....	29 18	30	69.35	83.73	70.92	53.51	69.38	3 1
San Antonio.....	29 25	600	70.48	83.73	71.56	52.74	69.29	2 4
UTAH :								
Great Salt Lake City.....	40 46	4260	49.93	73.57	53.56	30.38	51.86	9 0
VERMONT :								
Burlington.....	44 28	346	41.61	66.66	47.26	20.97	44.12	29 6
Middlebury.....	44 02	398	42.39	67.20	47.66	21.01	44.57	10 1
Montpelier.....	44 17	540	38.10	64.02	47.61	21.32	42.76	2 5
VIRGINIA :								
Alexandria.....	38 48	56	52.42	76.57	56.20	34.23	54.86	6 8
Fortress Monroe.....	37 00	8	57.34	77.07	61.92	41.77	59.52	45 5
Norfolk.....	36 51	20	56.50	76.53	61.43	41.57	59.01	25 0
Richmond.....	37 32	172	56.51	75.56	58.03	40.03	57.53	7 2
Staunton.....	38 09	1387	51.08	73.60	52.93	37.56	53.79	2 3
WASHINGTON TERRITORY :								
Fort Steilacoom.....	47 11	250	49.20	63.42	51.83	38.78	50.81	17 7
WEST VIRGINIA :								
Kanawha.....	38 53	54.38	71.40	54.65	36.66	54.27	7 10
Romney.....	39 20	573	51.05	73.30	53.79	29.65	51.95	3 1
WISCONSIN :								
Green Bay.....	44 29	732	40 46	63.10	47.43	18.62	43.65	3 0
Janesville.....	42 41	780	44.75	70.43	48.25	20.84	46.07	8 6
Madison.....	43 05	1088	43.47	69.11	48.20	20.84	45.40	9 3
Milwaukee.....	43 04	604	43.04	67.02	48.96	24.00	45.75	26 7
WYOMING :								
Fort Bridger.....	41 20	6656	38.75	62.98	42.56	20.81	41.27	10 6
Fort Laramie.....	42 12	4472	46.93	72.59	49.39	29 31	49.56	17 9

NOTE.—The last column indicates the number of years covered by the observations. The temperatures are by the standard of Fahrenheit's thermometer.

The figures in the second column indicate the elevation above the sea-level of each place named in the table.

II.—NORTH AND SOUTH AMERICA.

NOTE.—The sign — indicates a temperature below Zero.

PLACES.	Latitude.	Height Feet.	Spring.	Summer.	Autumn.	Winter.	Year.	No. of Years and Mos.
BAHAMA ISLANDS :	° /		°	°	°	°	°	
Nassau.....	25 05	80	78.62	84.50	80.55	74.70	79.59	3 11
BERMUDA ISLANDS :								
Bermuda.....	32 23	65.19	77.43	72.80	62.42	69.46	12 9
BRAZIL :								
Rio de Janeiro.....	—22 54	77.81	72.37	76.09	82.45	77.18	12 0
BRITISH NORTH AMERICA :								
Boothia Felix.....	69 59	— 5.30	38.04	9.69	—27.71	+ 3.68	2 6
Northumberland Sound.	76 52	— 3.18	33.12	4.15	—34.35	— 0.07	1 0
BUENOS AYRES :								
Buenos Ayres.....	—34 37	64.50	52.60	60.66	73.40	62.79	1 6
CARRIBBEAN ISLANDS :								
Antigua.....	17 08	77.77	80.63	81.73	77.37	79.38	1 0
Guadaloupe.....	15 59	78.21	81.26	80.43	76.32	79.05	3 0
St. Thomas.....	18 21	81.91	82.79	82.88	80.51	82.02	1 11
St. Vincent.....	13 10	80.81	82.16	82.40	79.70	81.27	8 0
CHILI :								
Valparaiso.....	—33 02	61.42	56.82	61.54	1 6
COSTA RICA :								
San José.....	9 54	3772	71.68	69.17	67.97	68.32	69.28	4 1
CUBA :								
Havana.....	23 09	78.88	83.94	79.73	73.66	79.05	11 3
ECUADOR :								
Quito.....	— 0 14	8970	60.26	60.08	63.50	59.72	60.89	2 3
GREENLAND :								
Godthaab.....	64 10	23.26	40.62	29.14	14.14	26.79	14 6
Upernavik.....	72 47	+ 6.35	38.07	20.22	—12.47	13.04	5 0
GUATEMALA :								
Guatemala.....	14 35	4961	68.00	67.28	66.03	63.72	66.26	4 0
GUIANA (BRITISH) :								
Demerara.....	6 45	81.17	81.33	81.33	79.00	80.71	1 6
GUIANA (DUTCH)								
Paramaribo.....	5 44	79.33	80.51	82.73	78.64	80.30	2 0
HONDURAS :								
Belize.....	17 29	80.31	83 18	80.50	76.00	80.00	1 0
ICELAND :								
Reikjavik.....	64 09	37.04	53.54	37.94	29.18	39.43	14 6
JAMAICA :								
Kingston.....	18 00	50	78.07	81.09	79.75	76.16	78.77	1 0
MEXICO :								
Matamoras.....	25 49	55	75.94	84.97	76.98	64.29	75.54	9 2
Mexico City.....	19 27	7665	64.30	63.51	59.90	56.68	61.10	3 11
Vera Cruz.....	19 12	26	77.00	81.92	78.26	70.88	77.02	13 0
NEW BRUNSWICK :								
St. John.....	45 22	135	36.83	57.59	44.97	21.05	40.11	7 0
NEWFOUNDLAND :								
St. Johns.....	47 34	170	36.75	57.52	45.45	25.07	41.20	7 1
NEW GRANADA :								
Aspinwall.....	9 21	6	79.70	79.22	78.71	78.88	79.13	5 10
Bogota.....	4 36	8863	59.54	59.54	58.10	59.18	59.09	1 4
NOVA SCOTIA :								
Halifax.....	44 39	8	38.82	61.72	48.74	25.28	43.64	10 6
ONTARIO :								
Hamilton.....	43 15	300	44.34	69.79	50.45	27.55	48.03	13 6
Toronto.....	43 39	342	40.73	64.99	46.90	24.07	44.17	31 0
PERU :								
Lima.....	—12 03	530	78.44	68.06	69.14	77.60	73.31	2 0
PORTO RICO :								
Porto Rico.....	18 29	79.00	86.89	81.56	78.05	81.37	5 0
PRINCE EDWARD ISLAND :								
Charlottetown.....	46 12	39.00	65.78	47.59	23.34	43.93	1 0
QUEBEC :								
Montreal.....	45 31	57	43.71	70.77	46.94	17.19	44.65	27 0
Quebec.....	46 49	300	38.63	65.34	43.97	13.32	40.31	10 0
SAN DOMINGO :								
San Domingo.....	18 29	85.56	79.25	78.40	82.63	81.46	1 0
URUGUAY :								
Montevideo.....	—34 54	68.00	57.33	64.67	77.33	66.83	1 0
VENEZUELA :								
Caracas.....	10 31	2900	71.65	73.00	72.71	69.71	71.77	1 2

INDEX.

<p>Admission of States to Union. . . 107</p> <p>Age of Notable Persons. 360-372</p> <p>Agriculture, Acreage and Value of Farms in the U. S. 28</p> <p> American, Statistics of, 1870-8. 30</p> <p> Average Value of Crops by States, 1877. 31</p> <p> Cereals of the U. S., 1870-78. 30-32</p> <p> Crops in European Countries, 283</p> <p> Department of. 150</p> <p> Number employed in, 1870 . . . 21</p> <p> Value of Farm Productions and Wages, 1870. 29</p> <p> Value of Crops, 1870-1877. . . . 30</p> <p> Value and Percentage of Agri- cultural Products Exported, 1850-1879. 322</p> <p>Alabama, Statistics of. 172</p> <p> Vote at Election, 1878. 193</p> <p>Almanac, Perpetual 4</p> <p>Apportionment of Representa- tives. 132</p> <p>Appropriations, Cong., 1879-80. . . 110</p> <p>Area and Admission of States. . . 107</p> <p> of Farms in the U. S. 28</p> <p> of Principal Nations. 108</p> <p>Argentine Republic 112</p> <p>Arizona, Election of, 1878. 193</p> <p>Arkansas, Statistics of. 172</p> <p> Vote of, Election 1878. 194</p> <p>Armies of the World. 170</p> <p> Cost of, <i>per capita</i>. 170</p> <p>Army of the U. S. 165</p> <p> Expenditure on, 1789-1879. . . . 66</p> <p> Generals of, 1789-1879. 167</p> <p> Pay Table of. 166</p> <p> Strength of, 1789-1879. 167</p> <p>Assignats in France 111</p> <p>Attorneys-General, 1789-1879. . . . 128</p> <p>Austria-Hungary, Statistics of. . . 112</p> <p> Paper and Specie in 92</p> <p>Bacon and Hams, Exports of, 1821- 1879. 320</p> <p>Balance of Trade for 24 years, 1856- 1879. 322</p> <p>Bank of England, Rates of Dis- count, 1794-1879. 334</p> <p>Bankruptcies in U. S., 1867-1879. . . 48</p> <p>Banks, National, Circulation 1879. 90-91</p> <p> Condition of, 1873-1879. 91</p> <p> Profits and Dividends, 1870-79. . 125</p> <p> Specie in, 1873-1879. 91</p> <p> other than National, 1876-1879. 91</p> <p> Savings, in U. S., 1877-79 . . . 90, 91</p> <p> Number of Depositors. 90</p> <p> Taxes on, 1863-1879. 70</p> <p>Barley, Crops of, in the U. S. . . . 31, 32</p> <p>Beef, Price in N. York, 1825-1878. . 100</p> <p>Belgium, Statistics of. 113</p> <p> Paper Circulation and Specie. 92</p> <p>Biography of Notable Persons, Dates of. 360-372</p> <p> of Persons who died in 1879. . . 123</p> <p>Birth and Death Dates of Notable Persons. 360-372</p> <p>Births, Marriages, and Deaths in England. 372</p> <p> in Nine Nations of Europe. . . . 51</p> <p>Boards of Trade in the U. S. 48</p> <p>Bolivia, Statistics of. 113</p>	<p>Bonds of the U. S., Issues of. . . . 62</p> <p> Prices of, 1860-1879. 97</p> <p>Brazil, Statistics of. 113</p> <p> Paper Circulation and Specie. 92</p> <p>Breadstuffs (<i>see</i> Grain). 30, 32</p> <p>Buckwheat, Crops of, in the U. S. 31, 32</p> <p>Budgets of Nations. 110</p> <p>Business (<i>see</i> Trade). 21, 48, 110</p> <p>Buttér, Price in N. Y., 1825-1878. . 100</p> <p> Exports of, 1820-1879. 321</p> <p>Cabinet Officers, 1789-1879. 126</p> <p>Calendar, Perpetual. 4</p> <p> Explanation of. 5</p> <p>California, Statistics of 173</p> <p> Vote of, Election 1879. 195</p> <p>Canada, Statistics of. 114</p> <p> Paper Circulation and Specie. 92</p> <p>Canals of the United States. 323</p> <p> Land Grants for, by the U. S.. 325</p> <p>Capitals of Nations. 108</p> <p> of States 104</p> <p>Census of the U. S., 1790-1870. . . . 18</p> <p> white and colored, 1870. 20</p> <p> of States since 1870 192</p> <p> of Cities in United States. 22</p> <p> of Great Britain, 1801-1871. . . . 340</p> <p> of Principal Nations. 108</p> <p>Cheese, Price of, in N. Y., 1825-78. 100</p> <p> Exports of, 1821-1879. 321</p> <p>Chili, Statistics of 115</p> <p>China, Statistics of. 115</p> <p>Chinese Immigration, 1855-1879. . . 89</p> <p> Population in the U. S., 1870. . . 20</p> <p>Churches in the U. S., 1870. 43</p> <p>Cities of U. S., Population of, 1870-78 22</p> <p> Debts of, 1878. 330-331</p> <p> Vital Statistics of the U. S. . . . 52</p> <p> of Foreign Cities. 330</p> <p>Civil Service of the U. S., Officers in, 132</p> <p>Clearing House, London, Statis- tics, 1868-1878. 341</p> <p>Clerks of U. S. Courts. 157</p> <p>Climates of the U. S. 50</p> <p> Average Annual Rainfall. 373</p> <p> Tables of Temperature 374-377</p> <p>Coal, Area and Product, 1870-1877. 35</p> <p> Price of, in New York, 1825-1878 100</p> <p> World's Product of. 40</p> <p>Coffee, Price of, in N. Y., 1825-1878. 100</p> <p> Imports of, 1821-1879. 319</p> <p>Coin (<i>see</i> Gold and Silver).</p> <p>Coinage of the U. S., 1879. 95</p> <p> Total Coinage of the Mint, 1793- 1879 327-328</p> <p>Coins, Value of Foreign. 329</p> <p>Collectors of Customs. 152-153</p> <p>Collectors of Internal Revenue. . . 151</p> <p>Colleges in the U. S., 1878 47</p> <p>Colombia, U. S. of, Statistics. . . . 115</p> <p>Colorado, Statistics of. 173</p> <p> Vote of, Election 1878. 196</p> <p>Commerce (<i>see</i> Trade). 48, 110</p> <p>Compound Interest Table. 61</p> <p>Confederate Currency, amt. issued 111</p> <p>Congress, Sessions of, 1789-1879. . . 131</p> <p> Apportionments, 1789-1879. . . . 132</p> <p> Library of, its History. 349</p> <p> Members of Forty-sixth. . . . 133-140</p> <p>Connecticut, Statistics of. 174</p> <p> Vote of, Election 1879. 197</p>
--	--

- Consols, Price of British, 1789-1878. 332
 Consuls of the United States... 160-164
 Continental Money, Amt. Issued.. 111
 Copyright Laws of the U. S. 56
 Corn Crop in the U. S. 30, 31, 32
 Exports of, 1821-1879..... 320
 Price of, in New York, 1825-1878 100
 Costa Rica, Statistics of..... 116
 Cotton, Acreage in 1877..... 31
 Crop of, Fifty Years, 1829-1879. 34
 Exported from U. S., 1821-79.. 320
 Goods Imported, 1821-1879.... 318
 Manufactures in the U. S. ... 34
 Price of, in New York, 1825-1878 100
 Production of, in the U. S. ... 31, 34
 Counties in U. S., Number of..... 282
 Court, Supreme, of the U. S. ... 129, 154
 of Claims, Judges..... 155
 Courts, Circuit, of the U. S., Judges 154
 District, of the U. S., 156-157
 Cuba, Statistics of..... 116
 Currency..... 90, 92
 Customs, Revenue from..... 62, 308
 Collectors and Surveyors of... 152
 Dakota, Statistics of..... 192
 Vote of, Election 1878..... 199
 Death-rate of Cities in the U. S. ... 52
 in European Countries..... 51
 in Foreign Cities..... 330
 Deaths of Notable Persons in 1879.. 123
 Debt of the U. S., 1791-1879..... 59
 Amount and Interest *per capita*..... 62
 Bonds Issued, 1860-1879..... 62
 Increase and Reduction, 1860-79 62
 Refunding the..... 70
 Debts of Principal Nations..... 110
 National, *per capita*..... 111
 of States in 1870..... 25
 of States in 1879..... 106
 of Counties in 1870..... 25
 of Cities and Towns, 1870..... 25
 Delaware, Statistics of..... 174
 Vote of, Election 1878..... 198
 Denmark, Statistics of..... 116
 Department Officers..... 147-150
 Diplomatic Corps in Washington. 159
 Service of the U. S. 158
 District Courts of the U. S. 156, 157
 District of Columbia Supreme
 Court..... 155
 Commissioners, 1880..... 153
 Duties, Revenue from, 1789-1879... 64
 Per cent. of Customs Duties,
 1821-1879..... 308
 Principal Imports in 1878, Duty
 on 309-314
 Earthenware Imported, 1821-79... 319
 Ecuador, Statistics of..... 116
 Education in the U. S., 1878..... 45
 Bureau of..... 148
 Colleges and Universities..... 47
 Land Grants for, by the U. S. 324
 Expenditure for Schools..... 46
 Statistics of Illiteracy..... 44, 50
 Theological Seminaries in U.S. 46
 Egypt, Statistics of..... 117
 Elections, Presidential..... 254-282
 State, of 1878 and 1879..... 193-250
 Next in each State..... 105
 Electoral Votes, Number to Each
 State, 1789-1880..... 285
 Emigration (*see* Immigration).... 89
 England, Statistics of..... 118
 England, Bank of, Rates of Dis-
 count, 1794-1879..... 334
 Vital Statistics of..... 372
 Europe, Nations of, 108, 110, 112
 Agricultural Statistics of..... 283
 Events in 1879, Notable..... 251
 Executive Officers of U. S., 1880... 147
 Succession of, 1789-1879..... 126
 Number of, in 1859 and 1875... 132
 in States..... 172-192
 Expectation of Life..... 51
 Expenditures of principal Nations. 110
 per capita..... 111
 of the U. S., 1789-1879..... 66-69
 Exports and Imports of the United
 States, 1789-1879..... 74-77
 Complete by Articles, 1878-79.. 82
 by Countries, 1876-1878..... 87
 of principal Nations..... 110
 Principal Articles, with Total
 Values, 1821-1879..... 320, 321
 Failures in the U. S., 1857-1879.... 48
 Farms in the U. S., 1860-1870..... 28
 Value of Productions..... 29
 Finances of Nations..... 82
 (*see* Debts, Expenditures, Re-
 ceipts, Taxation).
 Fisheries, American Tonnage En-
 gaged in, 1789-1879..... 316
 Canadian, Value of, 1870-78... 114
 Flax Manufactures Imported..... 318
 Florida, Statistics of..... 175
 Vote of, Election 1878..... 198
 Flour, Prices in N. Y., 1825-1878... 100
 Exported from U. S., 1821-79.. 320
 Foreign Countries..... 112
 Ministers Resident in U. S. 159
 Vessels Carrying American
 Goods, 1821-1879..... 315
 Forest Products of the U. S., 1870. 29
 France, Statistics of..... 117
 Paper Circulation and Specie in 92
 Fruit, Production of the U. S., 1870. 29
 Georgia, Statistics of..... 175
 Votes of, Election 1878..... 199
 Germany, Statistics of..... 118
 Paper Circulation and Specie. 92
 Gold, Price, by Months, 1862-1878.. 96
 by Average, 1862-1878..... 335
 Gold and Silver, Coinage of the
 United States..... 95, 327
 Exports and Imports, 1821-79. 74
 in Banks of the U. S., 1873-79. 91
 in the United States, 1879..... 92
 in Various Nations..... 92
 Production of United States,
 1845-1879..... 93, 95
 Production of the World, 93, 94, 95
 Where they come from..... 93
 Government Library at Washing-
 ton..... 349-359
 Government Loans in London,
 Prices of, 1873-1877..... 336
 Governments of Nations..... 109
 Governors of States and Territo-
 ries, 1880..... 104
 Grain, Production of the U. S. ... 30, 32
 Great Britain, Statistics of..... 118
 Census of, 1801-1871..... 340
 Customs Tariff of..... 340
 Inland Revenue Taxes and
 Produce..... 341
 Number of Voters in..... 40
 Paper Circulation and Specie. 92

- Great Britain, Parliaments, Succession of, 1796-1879..... 317
 Railways in..... 325
 Wealth of..... 337
 Greenback Party (*see* Elections).
 Greenbacks, Circulation of, 1879.. 90
 Guatemala, Statistics of..... 119
 Guiana, Statistics of..... 119
 Haiti, Statistics of..... 120
 Hams and Bacon Exported, 1821-1879..... 320
 Hay Crop and Value of, 1877..... 31
 Heads of Principal Nations..... 109
 Hemp Goods Imported, 1821-79.... 318
 Homestead Settlement..... 54
 Honduras, Statistics of..... 120
 House of Representatives, 1880. 135-140
 Committees of, 1880..... 143
 Idaho, Statistics of..... 192
 Vote at Elections of 1878..... 204
 Illinois, Statistics of..... 176
 Vote of, Election 1878..... 201
 Illiteracy in Various Countries.... 50
 in the U. S. in 1870..... 44
 Immigration into the U. S., 1870-79, 89
 Chinese, 1855-78..... 89
 Imports of Principal Nations..... 110
 of the U. S., 1789-1879..... 74-77
 Complete, by Articles, 1878-79 78
 by Countries, 1876-78..... 87
 Principal Imports in 1878, with Quantity, Value, and Rate of Duty..... 309
 Principal Imports, by Articles and Total Values, 1821-1879..... 318, 319
 Indiana, Statistics of..... 176
 Vote of, Election 1878..... 205
 Indians, Population in 1870..... 20
 Expenditure for, 1789-1879.... 66
 Interest, Compound, Table of..... 61
 Laws in the U. S., 1880..... 88
 Paid by the U. S., 1789-1879.... 67
 Table for Investors..... 338, 339
 Interior, Secretaries of the, 1851-79, 128
 Officers of Department, 1879.. 147
 Internal Revenue Receipts, 1792-1879.... 64
 by States, 1874-1879..... 71
 by Articles..... 70
 Collectors of, 1880..... 151
 Cost of Collecting..... 70
 Revenue Taxes in Force..... 72
 in Great Britain..... 341
 Investors, Table for..... 338, 339
 Iowa, Statistics of..... 176
 Vote of, Election 1879..... 207
 Iron, Price of, in N. Y., 1825-78.... 101
 Manufactures of, Imported into the U. S., 1821-1879..... 318
 Exported from the U. S., 1821-1879..... 320
 Production, Pig, 1872-77..... 35
 World's Production of..... 40
 Italy, Statistics of..... 120
 Paper Circulation and Specie. 92
 Japan, Statistics of..... 120
 Paper Circulation and Specie. 92
 Judges of the Supreme Court, 129, 154
 of the U. S. Circuit Courts.... 154
 U. S. District Courts..... 156
 Court of Claims..... 155
 District of Columbia..... 155
 Judicial Officers in States..... 172-192
 Judiciary of the U. S..... 129, 154-156
 Justice, Department of... 150
 Kansas, Statistics of..... 177
 Vote of, Election 1878..... 210
 Kentucky, Statistics of..... 177
 Vote of, Election 1878..... 212
 Lands, Public, of the U. S..... 53, 54
 Granted for Education..... 324
 Granted for Canals..... 325
 Offices in the U. S..... 53
 Receipts from, 1796-1879..... 64
 Lard, Exported from U. S., 1821-79. 321
 Leather, Prices in N. Y., 1825-78... 101
 Legations, Foreign, in the U. S.... 159
 Legislatures, State, Meetings of.. 105
 Political Complexion (*see* Elections).
 Libraries, American, Over 10,000 Volumes..... 343-347
 of the World, Over 100,000 Volumes..... 347-348
 Library of the Government at Washington..... 349-359
 Life, Expectation of..... 56
 Linen Manufactures Imported... 318
 Liquors, Revenue from, 1863-79.. 70
 Tax on, Internal Revenue.... 72
 Loans, Government, Prices of, in London, 1873-1877..... 336
 Longevity, Table of..... 51
 Louisiana, Statistics of..... 178
 Vote of, Election 1879..... 213
 Maine, Statistics of..... 179
 Vote of, Election 1879..... 214
 Manufactures in the U. S., 1870.... 27
 Number Employed in, 1870.... 21
 New England Mnfg. Companies, Dividends, 1871-78... 326
 Marshals, United States..... 157
 Maryland, Statistics of..... 179
 Vote of, Election 1879..... 215
 Massachusetts, Statistics of.... 179, 180
 Vote of, Election 1879..... 215
 Metric System..... 342
 Mexico, Statistics of..... 120
 Paper Circulation and Specie. 92
 Michigan, Statistics of..... 180
 Vote of, Election 1879..... 217
 Military Academy U. S..... 167
 Ministers of the U. S. Abroad.... 158
 of Foreign Powers in the U. S. 159
 Minnesota, Statistics of..... 181
 Vote of, Election 1879..... 219
 Mint Officers in 1880..... 153
 Mississippi, Statistics of..... 181
 Vote of, Election 1879..... 221
 Missouri, Statistics of..... 182
 Vote of, Election 1878..... 222
 Molasses, Consumption, 1860-1878. 33
 Imported into U. S., 1821-79... 319
 Prices of, in N. Y., 1825-1878... 101
 Money (*see* Gold, Silver, Paper Money).
 Montana, Statistics of..... 190
 Vote of, Election 1878..... 223
 Mortality in American Cities..... 52
 in Foreign Cities..... 330
 Nations of Europe..... 51
 National Banks (*see* Banks).... 91, 125
 Debt (*see* Debt)..... 59, 62
 Naval Academy of the U. S..... 169
 Naval Officers of the U. S..... 158
 Navies of the World..... 170
 Navigation (*see* Shipping)..... 63
 Navy of the United States..... 169
 Expenditure on, 1794-1879.... 66

- Navy, Pay Table of..... 171
 Secretaries of the, 1789-1879... 127
 Department Officers, 1880..... 150
- Nebraska, Statistics of..... 182
 Vote of, Election 1878..... 224
- Negroes in the U. S., 1789-1870... 124
- Netherlands, Statistics of..... 121
- Nevada, Statistics of..... 182
 Vote of, Election 1878..... 225
- New Hampshire, Statistics of..... 183
 Vote of, Election 1878..... 225
- New Jersey, Statistics of..... 183
 Vote of, Election 1879..... 226
- New Mexico, Statistics of..... 191
 Vote of, Election 1878..... 251
- Newspapers in the U. S., 1850-1879. 42
- New York, Statistics of..... 184
 Vote of, Election 1879... 220
- Nicaragua, Statistics of... 121
- North Carolina, Statistics of..... 184
 Vote of, Election 1878..... 232
- Norway, Statistics of..... 122
- Notable Persons, Age of..... 360-372
- Oats, Crop of, in the U. S., 1870-78.. 31, 32
 Prices of, in N. Y., 1825-1878... 101
- Occupations in the U. S., 1870..... 21
- Officers, Number of, in the U. S... 132
 Number of Principal Officers
 from each State, 1789-1879.. 284
 (*see* Executive, *also* Army,
 Navy, and Judicial).
 State (*see* under each State). 172-192
- Ohio, Statistics of..... 185
 Vote of, Election 1879..... 234
- Oregon, Statistics of..... 185
 Vote of, Election 1878..... 237
- Paper Money, Amount of..... 90, 92
 Cont'l, Confederate, French... 111
 in the U. S., by Denominations. 90
 in the United States, 1860-78... 333
 in Twenty-four Countries, 1878. 92
- Paraguay, Statistics of..... 121
- Parliaments of Great Britain, Suc-
 cession of, 1796-1879..... 317
- Patent Office Business, 1836-1878.. 55
 Patent Fees..... 55
 Office, Officers of, 1880..... 148
- Patents Issued, by States, 1878.... 56
- Pay of the Army (*see* Salaries)... 166
- Pennsylvania, Statistics of..... 186
 Vote of, Election 1879..... 238
- Pension Office, Officers, 1880..... 147
 Arrears of..... 57
 Agents, 1880..... 57
- Pensions, U. S. paid in 1879..... 57
 paid from 1789-1879..... 67-69
- Periodicals in the U. S., 1860-1879.. 42
- Peru, Statistics of..... 121
- Petroleum, Exported, 1821-79..... 321
- Population of Cities in the U. S... 22, 48
 of the U. S., 1790-1870..... 18
 of the U. S., by Races, 1870... 20
 by State Censuses since 1870... 192
 Principal Nations..... 108
- Pork, Prices of, in N. Y., 1825-1878. 102
 Exported from U. S., 1821-79.. 321
- Portugal, Statistics of... 121
 Paper Circulation and Specie. 92
- Postmasters-General, 1789-1879... 128
- Post-Office Business, by States, in
 1879..... 60
 Department, Officers of, 1880.. 149
 Rates of Postage, Domestic... 384
 Rates of Foreign Postage..... 383
- Post-Office, Statistics, 1790-1879... 58
- Potatoes, Crop of U. S., 1870-1878.. 31
- President, Popular and Electoral
 Vote for, 1789-1876..... 254-282
 Same, by States..... 286-307
 Electors of, Number to Each
 State, 1789-1880. 285
- Presidents of the U. S., 1789-1879. . 126
- Press of the United States..... 42
- Prices of Commodities, 1825-1878.. 100
 of Gold in New York, 1862-1878 96
 of Government Loans in Lon-
 don, 1873-77. 336-337
 of Provisions in Europe and
 the U. S.... 103
 of Stocks in N. Y., 1860-1879... 98
 of U. S. Bonds, 1860-1879..... 97
- Property (*see* Valuation)... 24, 106
- Provisions, Prices, in N. Y., 1825-78 100
- Public Debt (*see* Debt). 59
- Public Lands (*see* Lands)..... 53
- Railroads of the United States... 36
 Miles Built, 1830-1878..... 38
 of Great Britain..... 325
 Statistics of, 1871-1878..... 38
 of the World in 1877-1878..... 39
- Rainfall in the United States, An-
 nual Average of..... 373
 in Europe..... 373
- Ratio of Representation, 1789-1879. 132
- Receipts of the U. S., 1789-1879. . 64-66
- Religion, Statistics of..... 43
- Representatives, Apportionment of 132
 in Forty-sixth Congress.... 135-140
- Revenue of Principal Nations..... 110
 of United States. 1789-1879... 64-66
- Rhode Island, Statistics of..... 186
 Vote of, Election 1879..... 241
- Russia, Statistics of..... 122
 Paper Circulation and Specie 92
- Rye, Crops of, in U. S., 1870-78... 31, 32
- Salaries of Army Officers..... 166
 of Congress..... 133
 of Consuls..... 160
 Executive Officers of the U. S. 147
 Governors of States..... 104
 Judicial Officers of the U. S... 154
 Navy Officers..... 171
 State Legislatures..... 105
 State Officers (*see* under each
 State).
- Salt, Prices of, in N. Y., 1825-1878. . 102
- Salvador, Statistics of..... 122
- Santo Domingo, Statistics of..... 122
- Savings Banks. 91, 92
- School Statistics (*see* Education).. 45
- Secretaries of Departments, 1789-
 1879..... 126
- Senate of 46th Congress, 1880..... 133
 Committees of, 1880..... 141
 Officers of, 1880..... 134
- Shipping of the U. S., 1879, by States 63
 Foreign Carrying Trade of the
 United States, 1821-1879..... 315
 Tonnage of the United States,
 1789-1879..... 316
 Merchant Shipping of the
 World..... 332
 Vessels built in U. S., 1879..... 63
- Silks Imported into U. S., 1821-79. 318
- Silver Dollar, Brief history of.... 125
- Silver money in Various Nations. 92
 Production of..... 93, 94, 95, 125
- Smithsonian Institution..... 153

- Societies and Institutions..... 49
- South Carolina, Statistics of..... 187
- Vote of, Election 1878..... 241
- Sovereigns of Nations, 1880..... 109
- Spain, Statistics of..... 122
- Paper Circulation and Specie. 92
- Speakers of the House, 1789-1879. 130
- Specie (*see* Gold and Silver)..... 92
- Spirits (*see* Liquors)..... 70, 72
- Imported into the U. S., 1821-1879..... 319
- State Department, Officers of..... 147
- Secretaries of, 1789-1879..... 126
- States, Area and Admission of..... 107
- Capitals of, and Governors.... 104
- Official Statistics of..... 172
- Statistics, Official, of States..... 172
- of Foreign Countries..... 112
- Steamboats (*see* Shipping)..... 63
- Stocks, Prices of, in New York, 1860-1879..... 98
- Suez Canal Business..... 328
- Sugar, Consumption in the U. S... 33
- Crop of Louisiana, 1823-1878... 33
- Imported into U. S., 1821-1879. 319
- Prices of, in N. Y., 1825-1878.. 102
- Production of the World. 33
- Supreme Court of the U. S..... 154
- Succession of Justices of..... 129
- Sweden, Statistics of..... 122
- Paper Circulation and Specie. 92
- Switzerland, Statistics of..... 122
- Paper Circulation and Specie. 92
- Tariff, Revenue from, 1789-1879.... 64
- Duties on Principal Articles
- Imported, 1878..... 309-314
- Per Cent. of Duty on Whole
- Importations, 1821-1879..... 308
- of Great Britain..... 340
- Taxation, Assessed Values for, 1878 106
- Assessed Values for, 1870..... 24
- Taxes, Per cent in States, 1878 ... 106
- Amount raised by State, 1870.. 26
- " " " " 1878.. 106
- Direct in U. S., 1800-1879..... 64
- Internal Revenue in force.... 72
- on Banks, 1863-1879..... 70
- Revenue from Stamps, 1863-1879..... 70
- Tea Imported into U. S., 1821-79... 319
- Telegraphs of the United States... 41
- of the World..... 41
- Temperature, Average, in the U.S. 50
- Tables of, in the U. S..... 374-377
- Tennessee, Statistics of..... 187
- Vote of, Election 1878..... 242
- Territories, Official Statistics of... 192
- Area and Organization of.... 107
- Capitals and Governors..... 104
- Texas, Statistics of..... 188
- Vote of, Election 1878..... 243
- Theological Seminaries in the U.S. 46
- Tide Table for 50 places in the U.S. 5
- Tobacco, Prices of, in N. Y., 1825-1878..... 102
- Exported from U. S., 1821-79.. 321
- Raised in the U. S., 1878..... 31
- Revenue from, 1863-1879..... 70
- Taxes on, in the U. S..... 73
- Tonnage (*see* Shipping)..... 63, 316
- Trade of Principal Nations..... 110
- Balance of, for 24 years, 1856-1879..... 322
- Trade, Number Employed in U. S. 21
- Number of Failures in, 1857-79. 48
- Foreign Carrying Trade of the
- United States, 1821-1879..... 315
- Treasury, Condition of, 1860-79.... 62
- Secretaries of, 1789-1879..... 127
- Officers of, 1880..... 147
- Turkey, Statistics of..... 123
- United States, Census, 1790-1870... 18
- Expenditures, 1789-1879..... 66-69
- Executive Officers..... 147-153
- Imports and Exports, 1789-1879..... 74-77
- Paper Circulation and Specie.. 92
- Receipts, 1789-1879..... 64-66
- Valuation of..... 24
- Universities and Colleges in U.S. 47, 106
- Uruguay, Statistics of..... 123
- Usury, Penalties for, in the U. S... 89
- Utah, Statistics of..... 191
- Vote of, Election 1878..... 244
- Valuation of Property in the U. S., 1870..... 24
- of Property in the States, 1878. 106
- Venezuela, Statistics of..... 123
- Vermont, Statistics of..... 188
- Vote of, Election 1878..... 245
- Vessels (*see* Shipping)..... 63
- Vice-Presidents, from 1789-1879... 126
- Virginia, Statistics of..... 189
- Vote of, Election 1878..... 246
- Vital Statistics, Cities of the U. S. 52
- Expectation of Life..... 51
- Foreign Cities..... 330
- Nations of Europe..... 51
- Voters, Number in Great Britain.. 40
- Number of, in France..... 324
- Wages Paid in Manufactures in 1870 and 1878..... 27, 103
- on Farms, 1870..... 29
- in Europe and the U. S., 1878.. 103
- War, Secretaries of, 1789-1879..... 127
- Officers of the War Dept., 1880. 149
- Washington Terr'y, Statistics of.. 191
- Vote of, Election 1878..... 247
- Wealth, National..... 24, 106
- of Great Britain..... 337
- Weights and Measures, Metric.... 342
- West Point Military Academy.... 168
- West Virginia, Statistics of..... 189
- Vote of, Election 1878..... 248
- Wheat, Prices of, in N. Y., 1825-1878. 102
- Production in the U. S.... 30, 31, 32
- Production in Europe..... 283
- Yield per Acre..... 30, 283
- Exported from the U. S., 1821-1879..... 320
- Whiskey, Prices of, 1825-1878..... 102
- (*see* Liquors)..... 73
- Wines and Spirits Imported into the United States, 1821-1879. 319
- Duty on Imported..... 313
- Wisconsin, Statistics of..... 190
- Vote of, Election 1879..... 249
- Wood and its Manufactures Exported from the U. S., 1821-1879..... 321
- Wool, Price of, in N. Y., 1825-1878. 102
- Woolen Goods Imported into the United States, 1821-1879..... 318
- Wyoming, Statistics of..... 191
- Vote of, Election 1878..... 248
- Yellow Fever in 1878 and 1879..... 52

[From the United States Official Postal Guide, October, 1879.]

The standard single rate is ½ ounce avoirdupois.

* Prepayment optional in case of country marked with a star, embraced in the Postal Union Treaty of 1878. When not prepaid, double rates are collected.

DESTINATION.	Let- ters.	News- papers	DESTINATION.	Let- ters.	News- papers
	Cts.	Cts.		Cts.	Cts.
Africa, British Possessions on West Coast.....	*5	2	Java.....	*5	2
Africa, French, Portuguese, & Spanish Possessions....	*5	2	Liberia.....	*5	2
Amoy.....	*5	2	Luxemburg.....	*5	2
Argentine Republic.....	*5	2	Macao.....	*5	2
Australia, except New South Wales, Victoria, & Queens- land.....	5	2	Madagascar.....	23	6
Austria.....	*5	2	Madeira.....	*5	2
Azores.....	*5	2	Malta.....	*5	2
Balearic Isles.....	*5	2	Manila.....	*5	2
Belgium.....	*5	2	Martinique.....	*5	2
Bermuda.....	*5	2	Mauritius.....	*5	2
Bolivia, British Mail.....	17	4	Mexico.....	*5	2
Borneo.....	*5	2	Moldavia.....	*5	2
Brazil.....	*5	2	Monaco.....	*5	2
British Columbia.....	3	1	Montenegro.....	*5	2
Buenos Ayres.....	*5	2	Morocco.....	*5	2
Bulgaria.....	*5	2	Morocco, except Spanish West Coast....	15	4
Burmah, British Mail.....	*5	2	Nassau, N. P.....	3	2
Canada.....	3	1	Natal.....	*5	2
Canary Islands.....	*5	2	Netherlands.....	*5	2
Canton.....	*5	2	New Brunswick.....	3	1
Cape of Good Hope.....	15	4	New Foundland.....	*5	2
Carthage.....	13	4	New Grenada, direct Mail..	5	2
Ceylon.....	*5	2	New South Wales, dir. Mail.	12	2
Chili, British Mail.....	17	4	New Zealand, direct Mail...	12	2
China, <i>viâ</i> San Francisco...	5	2	Nicaragua, direct.....	5	2
Cochin China.....	*5	2	Norway.....	*5	2
Colombia, U. S. of.....	*5	2	Nova Scotia.....	3	1
Costa Rica, Western Ports..	5	2	Panama, direct Mail.....	5	2
Cuba.....	*5	2	Paraguay.....	17	4
Curaçoa.....	*5	2	Persia.....	*5	2
Cyprus.....	*5	2	Peru.....	*5	2
Denmark.....	*5	2	Philippine Islands.....	*5	2
Ecuador.....	20	2	Poland.....	*5	2
Egypt.....	*5	2	Porto Rico.....	*5	2
England.....	*5	2	Portugal.....	*5	2
Faroe Islands.....	*5	2	Prince Edward Island.....	3	1
Fiji Islands, direct, <i>viâ</i> San Francisco.....	5	2	Queensland.....	12	2
Finland.....	*5	2	Roumania.....	*5	2
France.....	*5	2	Russia.....	*5	2
French Colonies.....	*5	2	St. Croix.....	*5	2
Gambia.....	*5	2	St. Domingo.....	13	6
Germany.....	*5	2	St. Helena, British Mail....	15	4
Gibraltar.....	*5	2	St. Thomas.....	*5	2
Gold Coast.....	*5	2	Salvador.....	*5	2
Great Britain.....	*5	2	Sandwich Islands.....	6	1
Greece.....	*5	2	Scotland.....	*5	2
Greenland.....	*5	2	Servia.....	*5	2
Greytown, British Mail.....	13	4	Shanghai.....	*5	2
Guadaloupe.....	*5	2	Siam, dir. from S. Francisco.	10	2
Guatemala, direct Mail....	10	2	Sierra Leone.....	*5	2
Guiana, British, French, and Dutch.....	*5	2	Singapore.....	*5	2
Havana.....	*5	2	Spain.....	*5	2
Hawaiian Kingdom.....	6	1	Sumatra.....	*5	2
Hayti, by direct steamer....	5	2	Surinam.....	*5	2
Hindustan.....	*5	2	Sweden.....	*5	2
Honduras.....	*5	2	Switzerland.....	*5	2
Hong Kong.....	*5	2	Tangier.....	*5	2
Hungary.....	*5	2	Tripoli, Italian Mail.....	*5	2
Iceland.....	*5	2	Tunis, Italian Mail.....	*5	2
India, British Mail.....	*5	2	Turkey.....	*5	2
Ireland.....	*5	2	Turk's Island, British Mail..	13	4
Italy.....	*5	2	Uruguay.....	27	4
Jamaica.....	*5	2	Vancouver's Island.....	*5	2
Japan.....	*5	2	Van Diemen's Land.....	5	2
			Venezuela.....	13	4
			Victoria.....	12	2
			Wallachia.....	*5	2
			West Indies, direct Mail....	*5	2
			Zanzibar.....	*5	2

as revised under Act of March 3d, 1879.

First Class Mail Matter.

LETTERS.—This class includes letters, postal cards, and any thing sealed or otherwise closed against inspection, or any thing containing writing not allowed as an accompaniment to printed matter, under class three.

Postage, 3 cents each half ounce or fraction thereof.

On local or drop letters, at free delivery offices, *2 cents.* At offices where no free delivery by carrier, *1 cent.*

Prepayment by stamps invariably required.

Postal cards, *1 cent.*

Registered letters, 10 cents in addition to the proper postage.

The Post-Office Department or its revenue is not by law liable for the loss of any registered mail matter.

Second Class.

REGULAR PUBLICATIONS.—This class includes all newspapers, periodicals, or matter exclusively in print and regularly issued at stated intervals as frequently as four times a year, from a known office of publication or news agency. Postage, 2 cents a pound or fraction thereof, prepaid by special stamps. Publications designed primarily for advertising or free circulation, or not having a legitimate list of subscribers, are excluded from the pound rate, and pay third class rates.

Third Class.

Mail matter of the third class includes books, transient newspapers and periodicals, circulars, and other matter wholly in print, legal and commercial papers filled out in writing, proof-sheets, corrected proof-sheets, and manuscript copy accompanying the same.

MS. unaccompanied by proof-sheets, letter rates.

Limit of weight, 4 pounds each package, except single books—weight not limited.

Postage, 1 cent for each 2 ounces or fractional part thereof, invariably prepaid by stamps.

Fourth Class.

Embraces merchandise and all matter not included in the 1st, 2d, or 3d class, which is not liable to injure the mail matter. Limit of weight, 4 pounds.

Postage, 1 cent each ounce or fraction thereof, prepaid.

All packages of matter of the 3d or 4th class must be so wrapped or enveloped that their contents may be examined by postmasters without destroying the wrappers.

Matter of the second, third, or fourth class containing any writing, except as here specified, or except bills and receipts for periodicals, or printed commercial papers filled out in writing, as deeds, bills, etc., will be charged with letter postage; but the sender of any book may write names or addresses therein, or on the outside, with the word "from" preceding the same, or may write briefly on any package the number and names of the articles inclosed.

Postal Money Orders.

An order may be issued for any amount, from *one cent to fifty dollars*, inclusive, but fractional parts of a cent cannot be included,

The Fees for orders are : On orders not exceeding \$15.....10 cents.
 " " over \$15 and not exceeding \$30..15 "
 " " over 30 " " 40..20 "
 " " over 40 " " 50..25 "

When a larger sum than fifty dollars is required, additional orders must be obtained; but no more than *three* orders will be issued in one day from the same post-office to the same remitter in favor of the same payee.

Free Delivery.

The free delivery of mail matter at the residences of the people desiring it is required by law in every city of 50,000 or more population, and may be established at every place containing not less than 20,000 inhabitants. The present number of free delivery offices is ninety.

The franking privilege was abolished July 1, 1873, but the following mail-matter may be sent free by legislative saving-clauses, viz.:

1. All public documents printed by order of Congress, the Congressional Record and speeches contained therein, franked by members of Congress or the Secretary of the Senate, or Clerk of the House.

2. Seeds transmitted by the Commissioner of Agriculture, or by any member of Congress, procured from that department.

3. All periodicals sent to subscribers within the county where printed.

4. Letters and packages relating exclusively to the business of the Government of the United States, mailed only by officers of the same, publications required to be mailed to the Librarian of Congress by the copyright law, and letters and parcels mailed by the Smithsonian Institution. All these must be covered by specially printed "penalty" envelopes or labels.

All communications to Government officers, and to or from members of Congress, are required to be prepaid by stamps.

NATURE'S REMEDY.

VEGETINE!

Purifies the Blood, Renovates and Invigorates the Whole System.

ITS MEDICAL PROPERTIES ARE!

ALTERATIVE, TONIC, SOLVENT AND DIURETIC.

VEGETINE is made exclusively from the juices of carefully selected barks, roots and herbs, and so strongly concentrated that it will effectually eradicate from the system every taint of **Scrofula, Scrofulous Humor, Tumors, Cancer, Cancerous Humor, Erysipelas, Salt Rheum, Syphilitic Diseases, Canker, Faintness at the Stomach**, and all diseases that arise from *Impure Blood*. **Sciatica, Inflammatory and Chronic Rheumatism, Neuralgia, Gout, and Spinal Complaints** can only be effectually cured through the blood.

For **Ulcers and Eruptive Diseases of the Skin, Pustules, Pimples, Blotches, Boils, Tetter, Scaldhead and Ring-Worm**, VEGETINE has never failed to effect a permanent cure.

For **Pains in the Back, Kidney Complaints, Dropsy, Female Weakness, Leucorrhœa**, arising from internal ulceration, and uterine diseases and **General Debility**, VEGETINE acts directly upon the causes of these complaints. It invigorates and strengthens the whole system, acts upon the secretive organs, allays inflammation, cures ulceration, and regulates the bowels.

For **Catarrh, Dyspepsia, Habitual Costiveness, Palpitation of the Heart, Headache, Piles, Nervousness and General Prostration of the Nervous System**, no medicine has ever given such perfect satisfaction as the VEGETINE. It purifies the blood, cleanses all of the organs, and possesses a controlling power over the nervous system.

The remarkable cures effected by VEGETINE have induced many physicians and apothecaries whom we know to prescribe and use it in their own families.

In fact, VEGETINE is the best remedy yet discovered for the above diseases, and is the only reliable **Blood Purifier** yet placed before the public.

PREPARED BY

H. R. STEVENS, Boston, Mass.

Vegetine is Sold by all Druggists.

TAYLOR & HUFTY,

933 Penn. Ave., Washington, D. C.,

Ladies' ^{AND} Gentlemen's Furnishing Goods

MONTHLY IMPORTATIONS FROM LONDON AND PARIS.

**The Largest and Finest Stock of Goods ever
offered in Washington.**

FIVE HUNDRED STYLES OF NECKTIES ^{AND} SCARFS.

HANDKERCHIEFS

In Endless Variety, from the Finest Silk to the Cheapest Linen.

SOCKS AND HOSE IN IMMENSE VARIETIES,

SILK, LISLE-THREAD, WOOLEN, COTTON, AND EVERY OTHER VARIETY.

UNDERWEAR

FOR BOTH SEXES, FROM THE CHEAPEST TO THE MOST EXPENSIVE.

The Largest Stock of Gloves of the Most Celebrated Makers ever in Washington.

FUR-LINED DOLMANS, FUR-LINED CIRCULARS,

**Silk Dolmans, Beaver and Camel's Hair Cloaks, Dolmans and
Circulars, and Ulsters, and all the Latest Styles
Camel's Hair and Silk Suits.**

Also a very large stock of UMBRELLAS, SCARF PINS, SCARF RINGS, SLEEVE BUTTONS and STUDS.

Everything Marked in Plain Figures.

GENTLEMEN'S SHIRTS OF ALL GRADES,

The best fitting Shirt in the country.

**We make a specialty of Custom Shirts. Our system insures the most perfect fit and
the greatest comfort to the wearer.**

A BEAUTIFUL STOCK OF FINE FANS.

TAYLOR & HUFTY, 933 Penn. Avenue.

ESTABLISHED 1865.

M. M. ROHRER,
NOTARY PUBLIC AND REAL ESTATE BROKER,

513 Seventh Street, Washington, D. C.

Real Estate bought, sold, and exchanged. Money loaned and loans negotiated. Collects rents and effects insurance. Full charge of property of non-residents taken, and entire responsibility assured.

WM. CRANCH MCINTIRE,
PATENT ATTORNEY and MECHANICAL EXPERT

513 Seventh Street, Washington, D. C.

American and Foreign patents obtained promptly. Re-issues and rejected cases a specialty. Expert searches made and testimony given in all suits and other litigation under patents. Fees as reasonable as possible for good work.

BEST QUALITY, FAIR PRICES, AND FAIR DEALING.

H. A. CLARKE.

JNO. T. GIVEN.

CLARKE & GIVEN,
DEALERS IN
COAL AND WOOD,

424 Tenth St., N. W., bet. D and E Sts.,

Branch Yard, corner 12th and G Streets, Northwest, WASHINGTON, D. C.

DEPOT AND WHARVES, COR. EIGHTH AND WATER STS., SOUTHWEST.

ESTABLISHED
IN 1855.

TRUNKS,

ESTABLISHED
IN 1855.

Travelling Bags, Satchels, Single and Double Harness, Saddles, Whips, Carriage Robes, Horse Covers, Chamois, Curry Combs, Horse Brushes, etc., etc.,
In great variety and at most reasonable prices, at the Old Established
Trunk and Harness Manufactory of

**JAMES S. TOPHAM, 425 Seventh Street, N. W., East Side, adjoining
Odd Fellows Hall, Washington, D. C.**

REPAIRING.

Trunks and Harness thoroughly repaired and Trunks covered by good workmen.



Immediately.

The Statesman's Year Book.

1880.

*A Statistical and Historical Annual of the States of
the Civilized World.*

By FREDERICK MARTIN.

12mo. \$3.50.

"It has earned the reputation of being the most accurate and complete manual that exists of its kind, and it is simply indispensable. If I could have but one book of reference for the actual state of the world, I should choose this."—*G. W. S., in New York Tribune.*

"Not only statesmen, but all men who desire to keep pace with the march of events, with political and economical changes, in fact with the general progress of the world, will find Mr. Martin's annual an indispensable guide."—*New York Tribune.*

PORTER & COATES,

PHILADELPHIA,

Publishers of Standard and Miscellaneous Books.

Attention is called to the following :

Wilson & Bonaparte's Ornithology. Complete, 3 vols. in one. \$7.50.
Storms—their Nature, Classification and Laws, by Prof. BLASIUS.
\$2.50.

History of American Industries: A record of the progress of the Republic of the United States in manufactures, arts, and sciences during the first one hundred years of its existence. \$10.

History of the Civil War in America, by the COMTE DE PARIS. To be completed in four volumes—Vols. I. and II. now ready. Per vol., \$3.50.

Fireside Encyclopedia of Poetry, by HENRY T. COATES. \$5.

And a large number of valuable publications too numerous to mention, comprised in a catalogue of 42 pages, which will be sent on application.

. Any of the above books sent by mail on receipt of the price.

Joseph Gillott
Steel Pens
RECEIVED THE GOLD MEDAL,
Paris Exposition, 1878.
His Celebrated Numbers,
303-404-170-351-332,
*and his other styles may be had of all dealers
throughout the world.*
Joseph Gillott & Sons, New York.

THE
AMERICAN ALMANAC
AND
TREASURY OF FACTS

Is annually corrected up to the very latest date before going to press,
and embodies more valuable practical information
than any single volume published.

From hundreds of independent and unsolicited notices that have appeared in the leading journals after the work has been examined, the following brief extracts are made:

Wilmington Star. "In fullness, completeness, and convenience of arrangement it has no rival."

New York Tribune. "The most comprehensive if not the most compact manual of political, statistical, and miscellaneous information issued in this country."

Boston Transcript. "Of unusual value for reference, covering almost every point concerning matters of national interest that one needs to know."

Washington Post. "We consider it really only less valuable than the Bible, Shakspeare, and Webster's Dictionary."

Boston Advertiser. "Presenting vastly more information than is to be found in any other publication."

New Orleans Times. "Almost a necessity in all libraries, alike valuable to the merchant, the scholar, and the politician."

Illinois Staats Zeitung. "A veritable mine of statistics."

Philadelphia Times. "The most comprehensive and complete work of the kind ever issued in this country. Must prove indispensable to every man in public life, and will be of the greatest use to all business men."

ADAMS & BISHOP,

MANUFACTURERS OF AND DEALERS IN

Superfine Book, Chromo, Lithograph & Plate Paper and Paper Stock

Grove Mill, Newburgh, N. Y. ; Waverley Mill, Buckland, Conn.

Office, 57 Murray Street,

NEW YORK.

THE SANITARIAN.

A MONTHLY MAGAZINE.

DEVOTED TO THE PRESERVATION OF HEALTH, MENTAL AND PHYSICAL CULTURE.

A. N. BELL, M. D., Editor.

T. P. CORBALLY, M. D., Associate Editor.

"THE SANITARIAN is the only journal published in this country devoted to the prevention of disease. It contains in each number information to the farmer, mechanic, business man—in fact, to everybody—worth more than the subscription for a year. It is a solid, substantial and honest journal; gives its teachings in plain language, and has no claptraps to work off on its subscribers."—METHODIST PROTESTANT.

"If the heads of families would furnish such reading as this to their children, instead of the trashy and flashy story papers, we should have more hope of the rising generation that they would understand the laws of health."—SCIENTIFIC MANUFACTURER.

"THE SANITARIAN is a thoroughly live periodical, full of articles on health matters, well edited, broad in scope and vigorous in tone."—BOSTON JOURNAL.

In the future, as in the past, it will be the constant effort of the editors to make THE SANITARIAN more and more worthy of the encomiums of the press and the generous support of the public. Its purposes are now so well understood, and, as shown by the extracts above given, so generally appreciated, that any additional prospectus is rendered unnecessary.

\$3.00 a Year; 30 cents a Number. Bound Volumes, postage paid, \$4.00.

All communications should be addressed:

THE SANITARIAN, New York.

THE AMERICAN ALMANAC AND TREASURY OF FACTS.

Among the many topics which the solid tables of statistics in this volume illustrate are the following :

- Population of the Globe and of the United States in detail.
- Public debts, revenue and expenditure, imports and exports of all Nations.
- Heads of the principal Nations of the world in 1880.
- The railroads and telegraphs of all countries, with those of the United States and their progress, dividends, bonded debts, etc., in detail.
- Occupations of the people in the United States.
- Complete tables of the production of gold and silver, by far the fullest that have been gathered, and embracing the estimates of various publicists in one view.
- A complete view of the excise and tariff laws, with duties on all important articles.
- Agricultural statistics of the United States from 1870 to 1879.
- The business of the Patent Office of the United States from the beginning, with fees for patents.
- Regulations for copyright under United States laws.
- The statistics of the Post-office system and its revenue and expenditure from 1790 to 1879, with rates of postage, foreign and domestic.
- Statistics of churches in the United States and the religions of the world.
- Dividends of manufacturing companies during the last few years.
- Table of the United States public lands open to settlement, and regulations for sale, and for free settlement under the Homestead law.
- Valuation of property in every State and Territory in 1870 and in 1879.
- Public debts of States and cities in 1870 and 1879.
- Receipts and expenditures of the United States under each head from 1789 to 1879.
- Comparative table of newspapers and periodicals in the United States in 1850, 1860, 1870, and 1879.
- Prices of twenty-five leading articles of consumption for fifty-four years, 1825-1878.
- Prices of British consols from 1789 to 1878.
- The discount rates of the Bank of England from its foundation to 1879.
- Prices of gold, railway stocks, and United States bonds in the New York market for the past twenty years, 1860-1879.
- Statistics of education, showing number of pupils, amount expended for public schools, teachers' salaries, and number and cost of universities and colleges.
- Tables of illiteracy by States and Territories comparatively.
- Comparative population of American cities in 1870 and 1875.
- Population of States which have taken their own census since the ninth census of the United States in 1870.
- Pensions paid by the United States Government, with list of pension agents.
- Annual immigration into the United States, with the Chinese immigration distinguished.
- Interest laws of every State and Territory, with penalties for usury.
- The army of the United States, with a pay table.
- The United States navy and its pay.
- A complete table of the gold and silver coinage of the United States.
- Table of manufactures in the United States.
- The date of each forthcoming State election.
- The time of meeting for every State Legislature.
- The Governors of all the States and Territories, with their salaries and politics.
- Several pages exhibiting the climates of the United States in their farthest range of temperature, from Alaska to Florida.
- Tables of rain-fall in America, and in other countries.
- The reduction of the public debt of the United States and the interest thereon.
- Full statistics of National banks, savings banks, and other fiscal institutions, with the amount of their deposits, loans, discounts and circulation.
- A table of vital statistics, showing the expectation of life at every age from one year to 104 years.
- An official directory of the United States Government, showing the complete list of succession in every important office.
- Tables of all the principal present officers of the United States—customs, revenue, executive, judicial, etc.—foreign ministers and consuls, with salaries attached.
- A full list of both houses of Congress, with their committees and the political complexion of each house.
- Complete tables in detail of every Presidential election in all the States ; the fullest published.
- The latest State elections, with the vote in each State by counties in detail.
- And many other tables too numerous to be mentioned in this succinct summary.

FRANCIS & LOUTREL,

45 Maiden Lane, New York,

STATIONERS and PRINTERS,

MANUFACTURERS OF

Patent Spring-Back Account Books.

WRITING PAPERS, FANCY AND STAPLE STATIONERY,

Of every description for Business, Professional, or Private Use, at Low Prices.

DIARIES AND DAILY JOURNALS.

Gold Pens, Chessmen, Pocket Cutlery, Drawing Materials and Paper; Mourning Paper and Envelopes;
Cards, Portfolios, Writing-Desks, Expense Books, Time Books, Wash Books,
Ink Trays, Copying and Seal Presses, Sermon Paper.

Use our Improved Manifold Letter-Writer—Letters and Copies are Written at the same Time.

PATENT COPYABLE PRINTING INK,

Indispensable for Bankers, Merchants, Transportation Companies, and others.
Blanks printed with this Ink will copy in an ordinary Copying Press.

PATENT SAFETY CHECKS,

Cannot be altered by either chemical or mechanical means without instant detection.

PATENT COMPOSITION FOR PRINTERS' INKING ROLLERS.

Does not Harden, Shrink, or Crack.

P. O. Indelible Stamping Ink—Black, Blue, and Red. Duplicating Order Books and
Ink Sheets. Reporters' Manifolds. Orders Solicited.

CYRUS H. LOUTREL, 45 Maiden Lane, New York.

S. W. GREEN'S SON,

PRINTER,

ELECTROTYPYPER, AND BINDER,

74 Beekman Street,

NEW YORK.

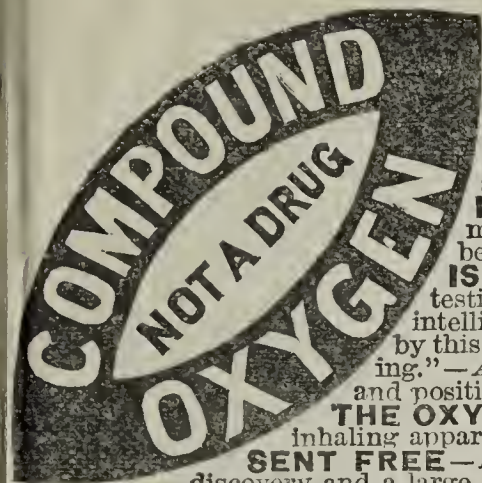
July, 1879.



CONTINENTAL BUILDING, 100-102 BROADWAY.

Cash Capital, all paid in,	- - - - -	\$1,000,000.00
Net Surplus:		
Guaranty Surplus Fund,	- - - - -	\$475,000.00
Special Reserve Fund,	- - - - -	475,000.00
Undivided Profits,	- - - - -	90,755.15
		<hr/>
		\$1,040,755.15
Reserve for Re-Insurance,	- - - - -	1,060,384.21
Reserve for all other Claims,	- - - - -	248,277.54
		<hr/>
Total Assets,	- - - - -	\$3,349,416.90

AGENCIES IN ALL PRINCIPAL TOWNS.



A NEW TREATMENT for Consumption, Asthma, Pepsia, Headache, Debility, Neuralgia, Rheumatism, and all Chronic and Nervous Disorders.

ACTS DIRECTLY upon the great nervous and organic centres, and cures by a natural process of revitalization.

HAS EFFECTED REMARKABLE CURES, which are attracting wide attention.

HAS BEEN USED BY Rt. Rev. John J. Keane, Bishop of Richmond, Va., Hon. Wm. D. Kelley, T. S. Arthur, and others who have been largely benefited, and to whom we refer by permission.

IS STRONGLY ENDORSED. "We have the most unequivocal testimony to its curative power from many persons of high character and intelligence."—*Lutheran Observer*.... "The cures which have been obtained

by this new treatment seem more like miracles than cases of natural healing."—*Arthur's Home Magazine*.... "There is no doubt as to the genuineness and positive results of this treatment."—*Boston Journal of Commerce*.

THE OXYGEN HOME TREATMENT contains two months' supply, with inhaling apparatus and full directions for use.

SENT FREE—A Treatise on Compound Oxygen, giving the history of this new discovery and a large record of most remarkable cures. Write for it. Address

ADMINISTERED BY INHALATION. 1112 Girard Street, Philadelphia, Pa. **Drs. STARKEY & PALEN,**

The American Almanac and Treasury of Facts,

Now in its third year of publication, is a compact cyclopædia of statistical, financial, and political information, arranged for instant use and reference, and thoroughly indexed.

OPINIONS OF THE PRESS.

New York World. "It nearly approaches the ideal pocket encyclopædia of which the average man always stands so sorely in need."

Pittsburg Post. "It combines more information on all subjects referring to American progress, politics and statistics than any book ever printed in this country."

Springfield Republican. "It supplies a want felt in business offices, with excellent intelligence and thoroughness, making a year-book far more valuable than any heretofore published in the United States."

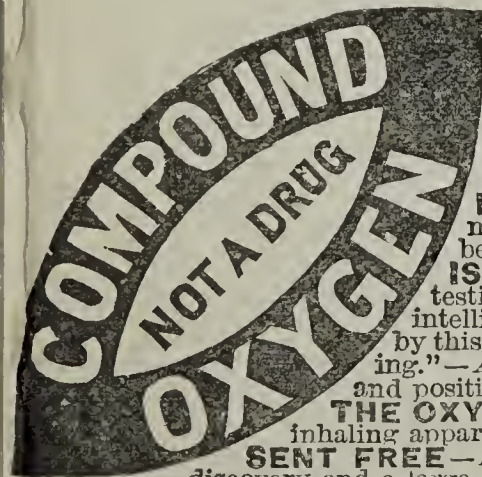
Hartford Courant. "So far, it has proved to contain the answer to every question of fact that has come up for consideration since its receipt."

Louisville Courier-Journal. "As a book of reference, we know of no other single work which can substitute it."

Indianapolis Journal. "A work which will stand as an authority, containing nearly everything in the way of statistics that any person can desire."

St. Joseph (Mo.) Herald. "We can only give a hint of this mine of wealth. The book that thinking men have wanted and will constantly use."

Chicago Tribune. "The best American book of reference on living subjects."



A NEW TREATMENT for Consumption, Asthma, Bronchitis, Catarrh, Dyspepsia, Headache, Debility, Neuralgia, Rheumatism, and all Chronic and Nervous Disorders.

ACTS DIRECTLY upon the great nervous and organic centres, and cures by a natural process of revitalization.

HAS EFFECTED REMARKABLE CURES, which are attracting wide attention.

HAS BEEN USED BY Rt. Rev. John J. Keane, Bishop of Richmond, Va., Hon. Wm. D. Kelley, T. S. Arthur, and others who have been largely benefited, and to whom we refer by permission.

IS STRONGLY ENDORSED. "We have the most unequivocal testimony to its curative power from many persons of high character and intelligence."—*Lutheran Observer*.... "The cures which have been obtained

by this new treatment seem more like miracles than cases of natural healing."—*Arthur's Home Magazine*.... "There is no doubt as to the genuineness and positive results of this treatment."—*Boston Journal of Commerce*.

THE OXYGEN HOME TREATMENT contains two months' supply, with inhaling apparatus and full directions for use.


SENT FREE—A Treatise on Compound Oxygen, giving the history of this new discovery and a large record of most remarkable cures. Write for it. Address

ADMINISTERED BY INHALATION. 1112 Girard Street, Philadelphia, Pa. **Drs. STARKEY & PALEN,**

E661 .A51 v.3

An American almanac and treasury of

Princeton Theological Seminary-Speer Library



1 1012 00300 6196

